



2021 HENRICO POLICE CRIME STATISTICS
APPLICATION OF FORCE

CHIEF OF POLICE ERIC D. ENGLISH
Published March 1, 2022

January 1, 2021-December 31, 2021



HENRICO.US/POLICE



NOTE: Division Policy Change in 2021 Affecting Data

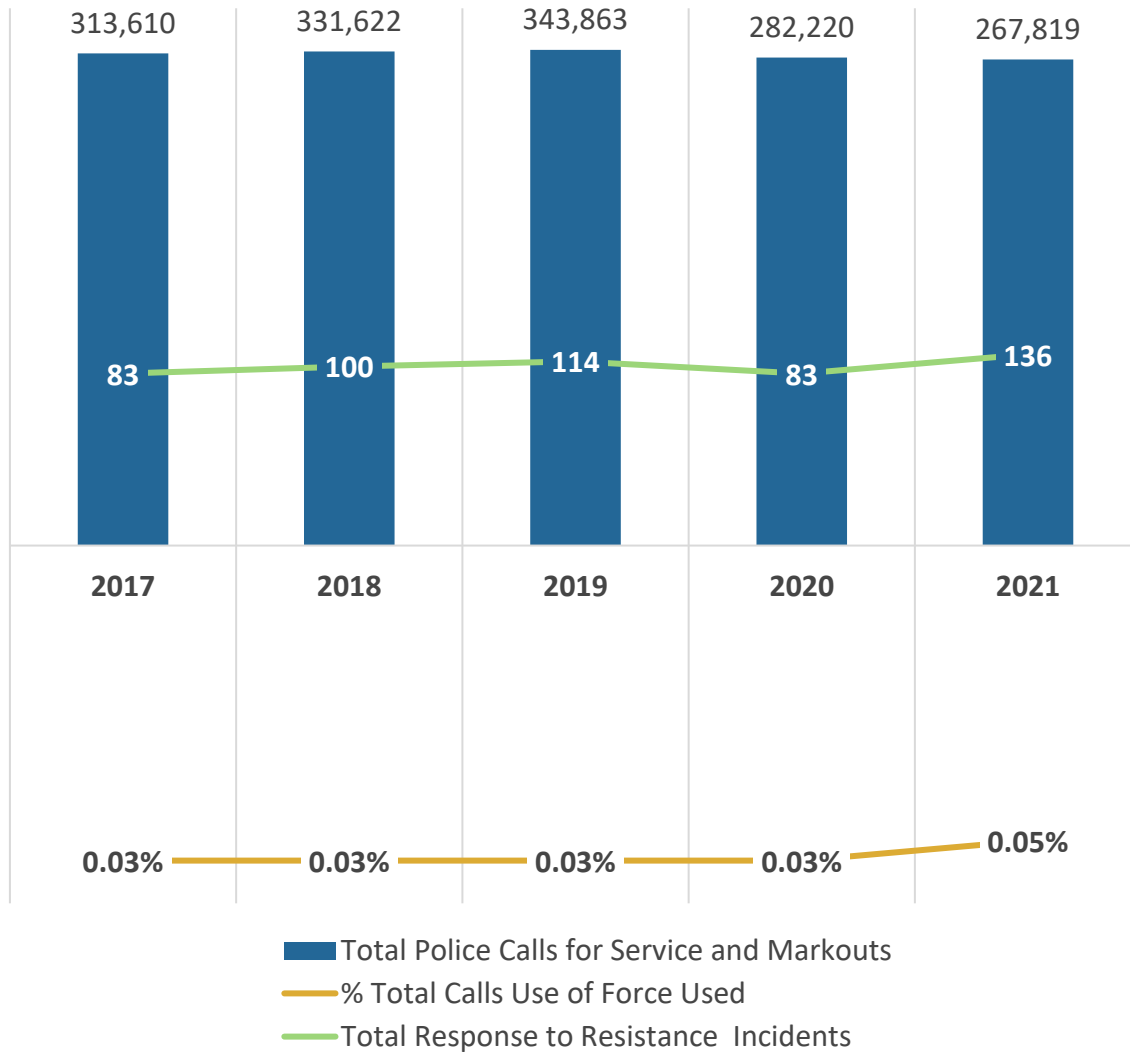
The Police Division's Response to Resistance After-Action Report captures officer reported data on the subject's actions that created the need for an officer response. The definitions for subjects' actions were revised during a policy change to G-71, Response to Resistance, in June 2021. Due to this revision an increase of Response to Resistance After-Action reports were created. The utilization of the precision immobilization technique (PIT) was also redefined on the use of force continuum with the Police Division policy in June, resulting in less applications. Subject action data for the first half and second half of the calendar year are documented in this report. Therefore, a direct correlation between year 2020 and year 2021 is not achievable for analysis.



2021 HENRICO POLICE CRIME STATISTICS

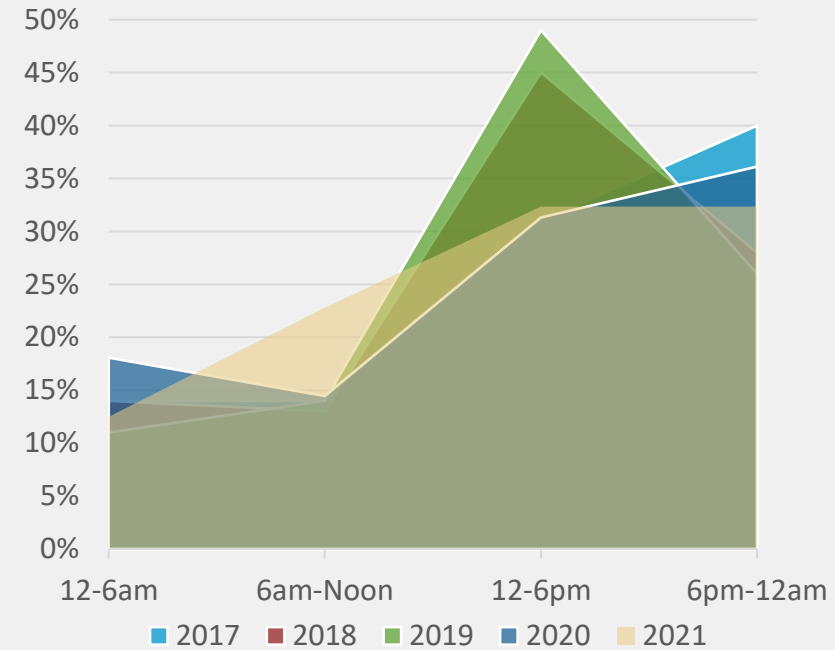
APPLICATION OF FORCE OCCURRENCES

TOTAL AND PERCENT OF APPLICATION OF FORCE INCIDENTS COMPARED TO TOTAL CALLS FOR SERVICE AND POLICE MARK OUTS PER CALENDAR YEAR, 2017-2021

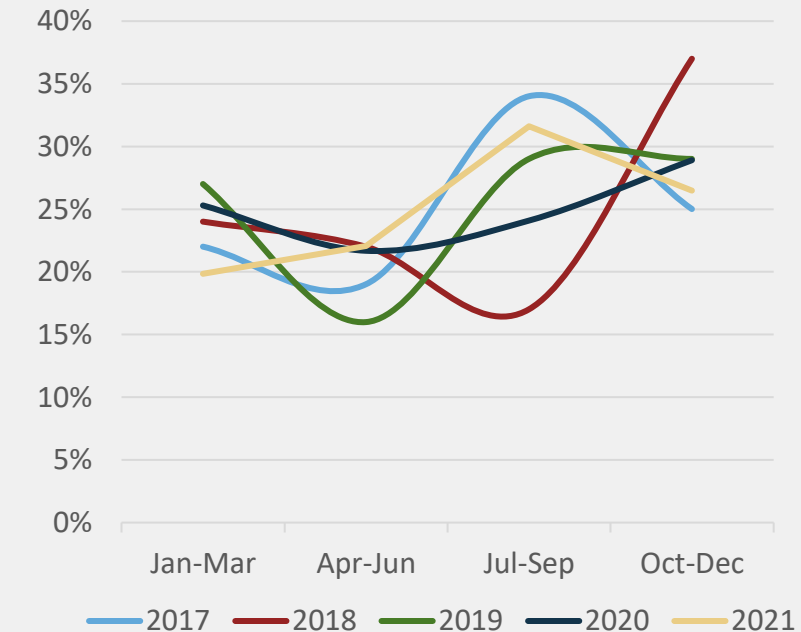


Call for Service: Request for police services
 Mark Out: Police-initiated activity/service

TIME OF DAY RESISTANCE INCIDENTS OCCUR, 2017-2021



TIME OF YEAR RESISTANCE INCIDENTS OCCUR, 2017-2021

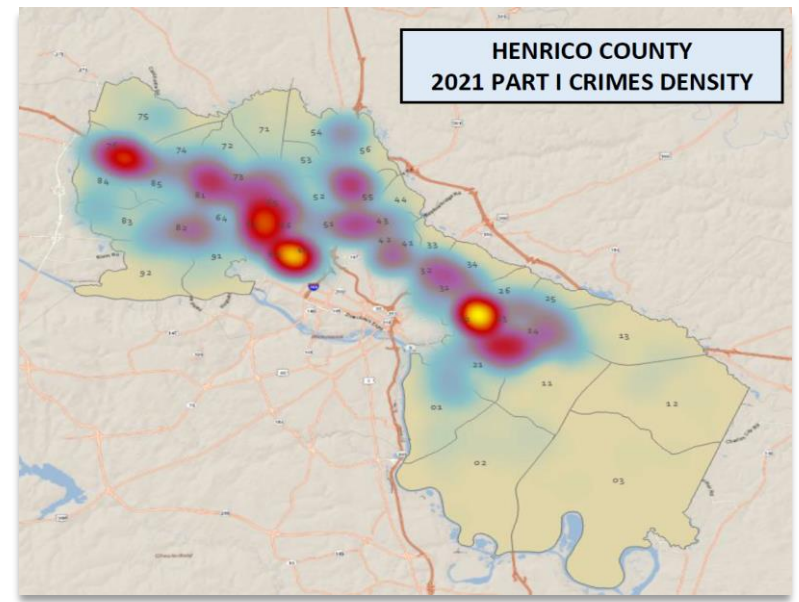




2021 HENRICO POLICE CRIME STATISTICS

APPLICATION OF FORCE OCCURRENCES

In 2021, Patrol West responded to 49.97% (66,858) of the calls for service received, Patrol Central for 14.92% (19,957) of the calls for service, and Patrol South the remaining 35.11% (46,972) of total calls for service.



	2017	2018	2019	2020	2021
Location/Police Sections Involved	% Total Incidents	% Total Incidents	% Total Incidents	% Total Incidents	% Total Incidents
Patrol West	36%	34%	33.91%	31.13%	45.99%
Patrol Central	31%	27%	29.57%	20.48%	23.21%
Patrol South	25%	25%	26.07%	38.55%	21.10%
Canine	-	3%	-	-	-
School Services Unit	5%	3%	6.96%	3.61%	1.27%
Emergency Response Team	2%	2%	-	-	-
Special Operations Group	-	-	1.74%	4.82%	2.11%
Office of the Chief	2%	1%	0.87%	-	-
Community Policing	-	1%	.87%	-	1.27%
Criminal Investigations Section	-	1%	-	-	-
Off Duty	-	-	0.00%	2.41%	2.95%



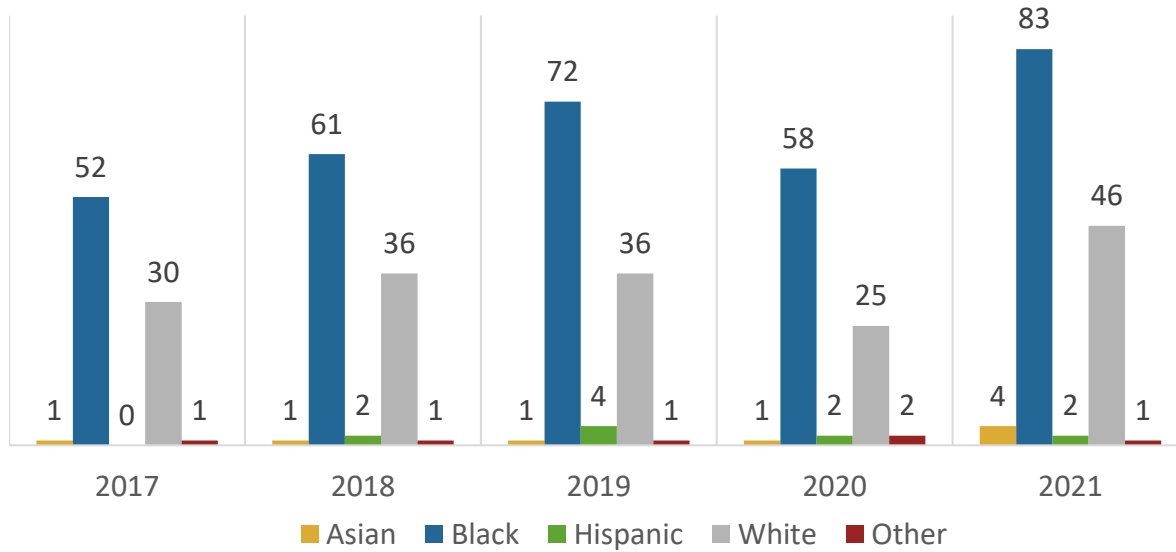


2021 HENRICO POLICE CRIME STATISTICS

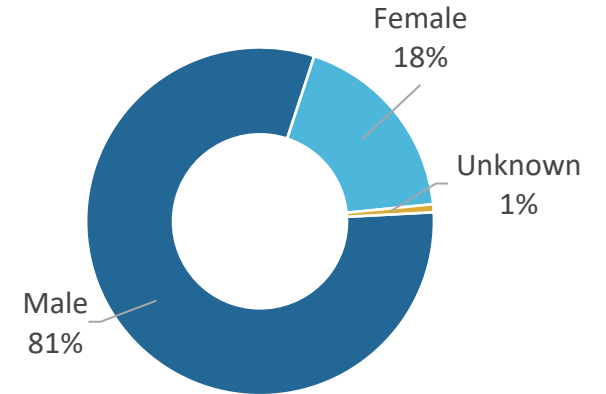
APPLICATION OF FORCE DEMOGRAPHICS

In 2021, the subjects involved in use of force incidents ranged from age 10 to 72 years old, with an average age of 35 years old.

RACE/ETHNICITY OF SUBJECTS PER CALENDAR YEAR, 2017-2021



GENDER OF TOTAL USE OF FORCE SUBJECTS, 2021



Race/Ethnicity	2017		2018		2019		2020		2021	
	Instances	% Total Incidents	Instances	% Total Incidents	Instances	% Total Incidents	Instances	% Total Incidents	Instances	% Total Incidents
Asian	1	1%	1	1%	1	1%	1	1.12%	4	2.90%
Black	52	62%	61	60%	72	63%	58	65.17%	83	61.03%
Hispanic	0	0%	2	2%	4	4%	2	2.25%	2	1.99%
White	30	36%	36	36%	36	32%	25	29.21%	46	33.82%
Other	1	1%	1	1%	1	1%	2	2.25%	1	.74%





APPLICATION OF FORCE

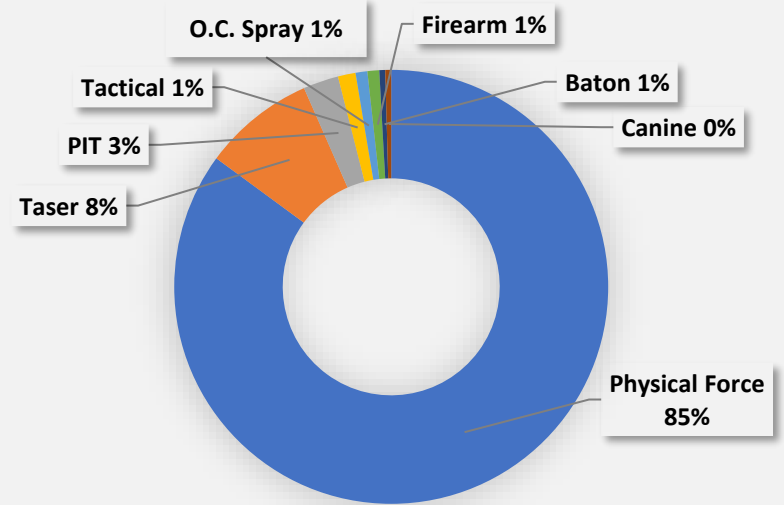
APPLICATIONS OF FORCE APPLIED IN ALL USE OF FORCE INCIDENTS, 2017-2021

	2017	2018	2019	2020	2021
Force Applied	Applications of Force	Applications of Force	Applications of Force	Applications of Force	Applications of Force
Physical Force	74	115	121	92	194
Taser	26	15	23	12	19
O.C. Fogger	-	5	6	11	0
Pepper Ball Munitions	-	-	-	11	0
PIT	4	12	7	11	6
O.C. Spray	4	-	-	13	2
Firearm	-	-	1	1	2
Tactical	2	4	0	0	3
Canine	2	3	1	0	1
Baton	1	2	1	0	1

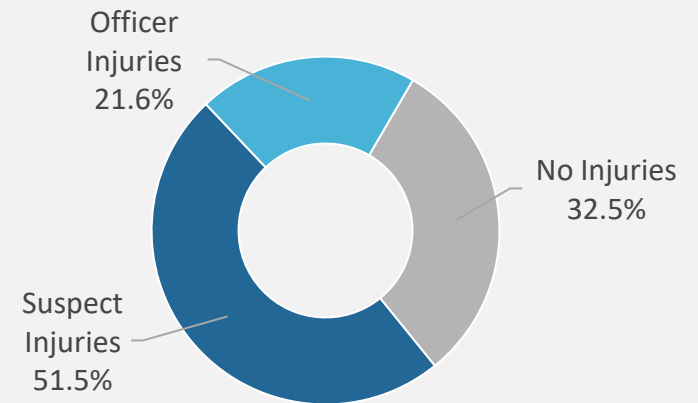
An incident and/or individual may necessitate multiple applications of force.
 PIT: Vehicular Precision Immobilization Technique

Source: Professional Standards, Quality Assurance Use of Force Analysis

USE OF FORCE APPLIED BY TYPE, 2021



INJURIES FROM USE OF FORCE INCIDENTS, 2021



Injuries are defined for reporting purposes as pain/soreness, bruising/swelling, abrasions/lacerations, exposure to chemical agents or Taser barbs, fractures, stabbing/ gunshot/puncture wounds or other injuries not experienced prior to the encounter. Police Division policy strictly dictates appropriate medical intervention for injured persons, including for perceived minor injuries.

