



2022 HENRICO POLICE CRIME STATISTICS

County Wide Crime & Demographic Data

ERIC D. ENGLISH, CHIEF OF POLICE

Published March 23, 2023

January 1, 2022-December 31, 2022



HENRICO.US/POLICE



TOTAL PART I CRIMES

The Guiding Principle of Henrico Police is to treat everyone with respect, compassion and dignity. **We are committed to policing our community fairly and impartially.**

The following data compares county-wide and magisterial district population demographics to the demographic composition of those arrested, charged or stopped (traffic) by Henrico Police. Statistics include race, ethnicity, gender, and residency status (of Henrico County) for Custodial Arrests, Traffic Stops and Criminal Charges that occurred January 1, 2022, through December 31, 2022. While this data is representative, it is not exhaustive.

County-Wide Crime and Demographic Data

The following charts provide a visual synopsis of the data found in the 2022 Demographic and Residency Reports for Criminal and Traffic Offenses.

2022 INSIGHTS

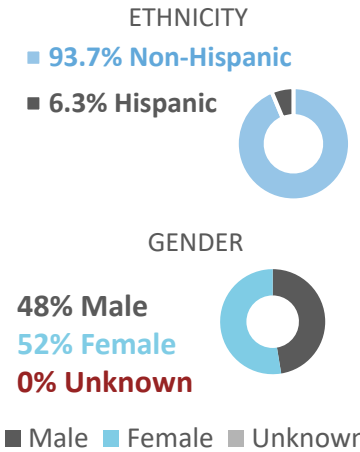
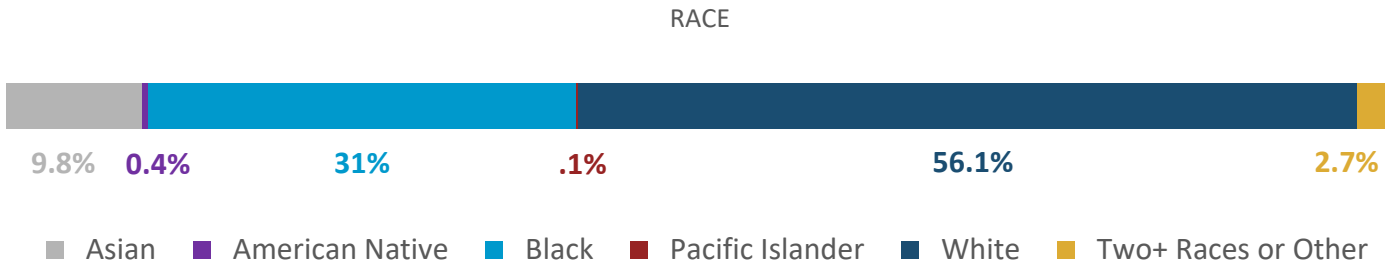
- 43% of all custodial and criminal summons arrestees were not Henrico County residents.
- 71% of all custodial and criminal summons arrestees were male.
- 61% of total arrestees and criminal summonses identified as Black; 37% identified as White; and 1% identified as Asian.
- Over half (53%) of the traffic warnings were given to individuals residing outside Henrico County.



2022 HENRICO POLICE CRIME STATISTICS

COUNTY-WIDE DEMOGRAPHICS & RESIDENCY

COUNTY-WIDE POPULATION DEMOS



RACE, RESIDENCY AND GENDER OF PEOPLE ARRESTED, CHARGED OR ADVISED BY HENRICO POLICE, 2022

Category	Resident						Non-Resident						Gender Resident and Non-Resident		
CUSTODIAL ARRESTEES	.5%	.02%	31%	.01%	20%	.6%	.4%	.01%	30%	.02%	17%	.6%	73% Male 27% Female .1% Unknown		
CRIMINAL SUMMONS ARRESTEES	1%		29%		21%	.1%	1%		30%	.1%	17%	.5%	54% Male 46% Female 0% Unknown		
TRAFFIC SUMMONS ARRESTEES	3%	.01%	28%	.02%	25%	.8%	.7%	.02%	22%	.01%	20%	.5%	56% Male 44% Female 0% Unknown		
TRAFFIC WARNING ADVISEES	2%	.01%	24%	.02%	19%	2%	.8%	.01%	28%	.01%	21%	3%	57% Male 43% Female .08% Unknown		

Source: Henrico Police Records Unit; Population data from U.S. Census [July 1, 2022, V2022 data]

Criminal Summons Arrestee
 A person receives a criminal summons to appear in court and is released on their own recognizance. An arrestee can have multiple charges.

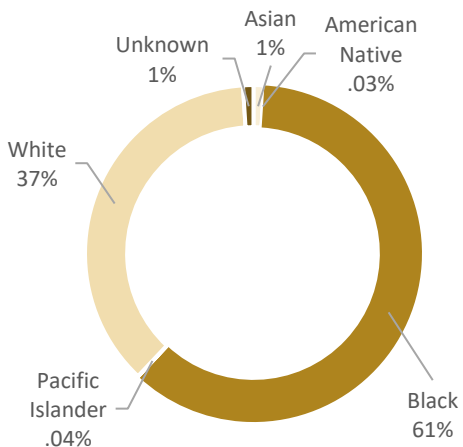
Traffic Summons Arrestee
 A person is issued a traffic summons to appear in court, but not taken into custody. An arrestee can have multiple summonses.

Traffic Warning Advisee
 A person is stopped for a traffic infraction and the officer decides a warning is sufficient.

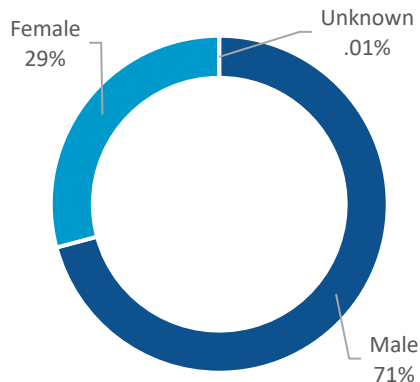


CUSTODIAL ARRESTS AND CRIMINAL SUMMONS

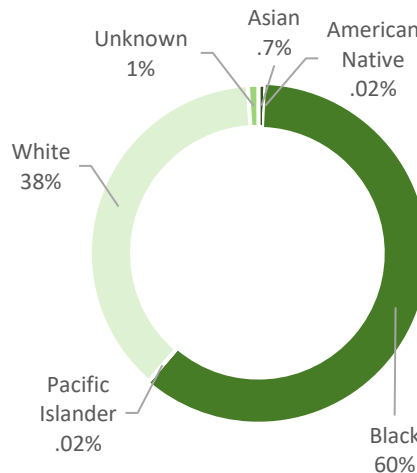
CUSTODIAL ARRESTS AND CRIMINAL SUMMONS BY RACE



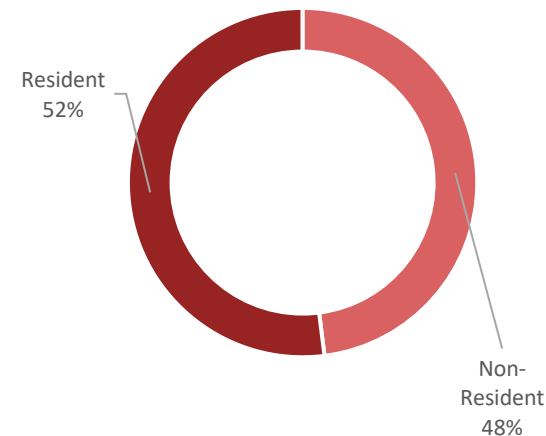
CUSTODIAL ARRESTS AND CRIMINAL SUMMONS BY GENDER



CUSTODIAL ARRESTS AND CRIMINAL CHARGES BY RACE



CUSTODIAL ARRESTS AND CRIMINAL SUMMONS BY RESIDENCY



Race	2022 CUSTODIAL ARRESTS		2022 CRIMINAL SUMMONS		2022 COMBINED TOTAL	
	Total People	Total Charges	Total People	Total Charges	% Total People	% Total Charges
Asian	85	121	23	25	1%	.7%
American Native	3	3	0	0	.03%	.02%
Black	5,743	11,022	847	1,052	61%	60.6%
Pacific Islander	3	3	1	1	.04 %	.02%
White	3,471	6,774	539	705	37%	37.5%
Unknown/Other	121	196	9	11	1%	1%
Total	9,426	18,119	1,419	1,794	100 %*	100 %*

Source: Henrico Police Records Unit; Population data from U.S. Census [July 1, 2022, V2022 data]

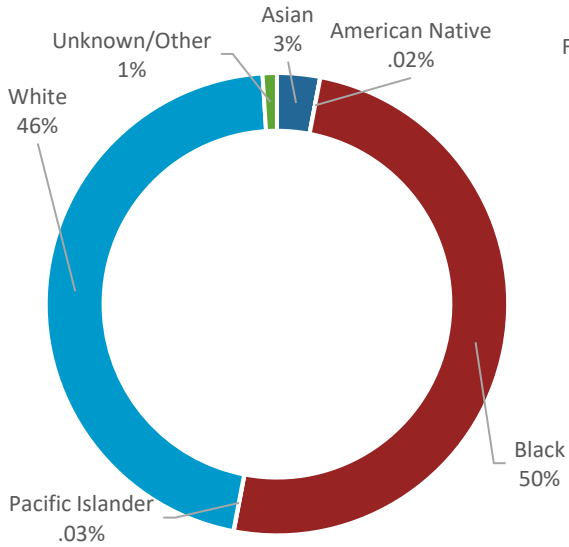
* Rounded



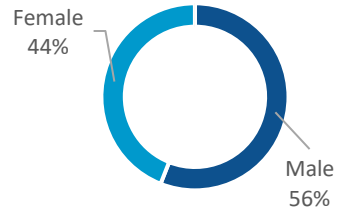
2022 HENRICO POLICE CRIME STATISTICS

TRAFFIC SUMMONSES AND WARNINGS

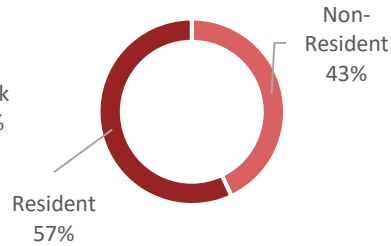
2022 TRAFFIC SUMMONS BY RACE



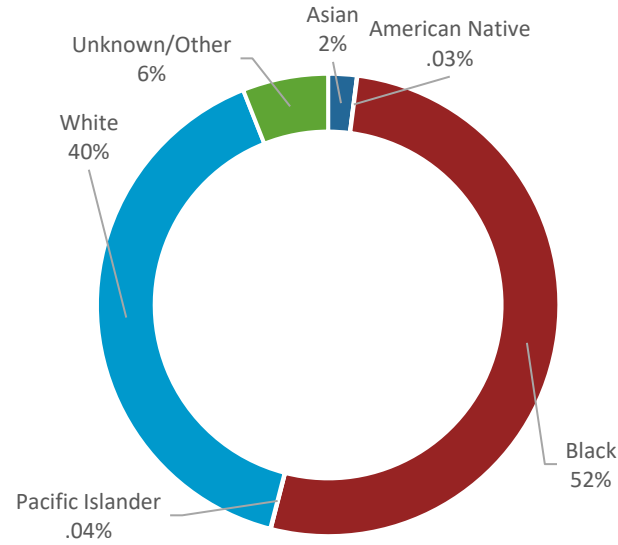
2022 TRAFFIC SUMMONS BY GENDER



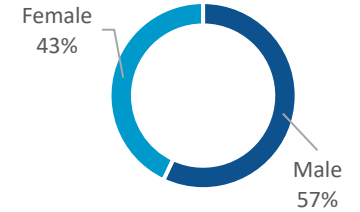
2022 TRAFFIC SUMMONS RESIDENCY



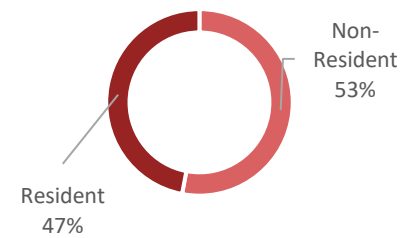
2022 TRAFFIC WARNINGS BY RACE



2022 TRAFFIC WARNING BY GENDER



2022 TRAFFIC WARNING RESIDENCY



	2022 TRAFFIC SUMMONSES		2022 TRAFFIC WARNINGS		2022 COMBINED TOTAL	
Race	People	Charges	People	Charges	% Total People	% Total Charges
Asian	733	871	153	153	2.9%	2.6 %
American Native	5	6	2	2	.02%	.02%
Black	11,609	17,840	3,395	3,419	50.3%	53.6%
Pacific Islander	9	12	3	3	.04%	.04%
White	10,587	13,928	2,606	2,624	44.3%	41.8%
Unknown/Other	316	422	362	367	2.3%	1.9%
Total	23,259	33,079	6,521	6,568	100 %*	100 %*

* Rounded

Source: Henrico Police Records Unit; Population data from U.S. Census [July 1, 2022, V2022 data]



2022 HENRICO POLICE CRIME STATISTICS

**Magisterial District
Crime & Demographic Data**

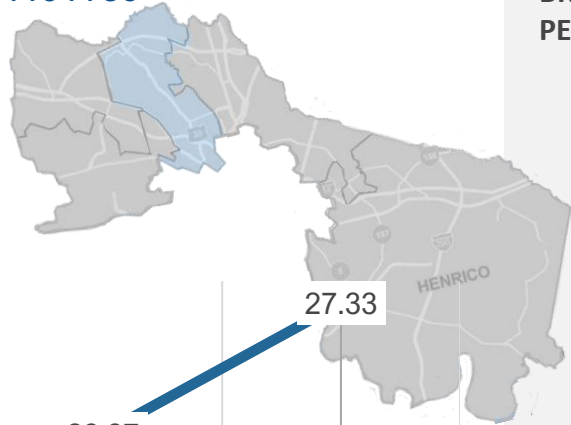
ERIC D. ENGLISH, CHIEF OF POLICE

Published March 23, 2023

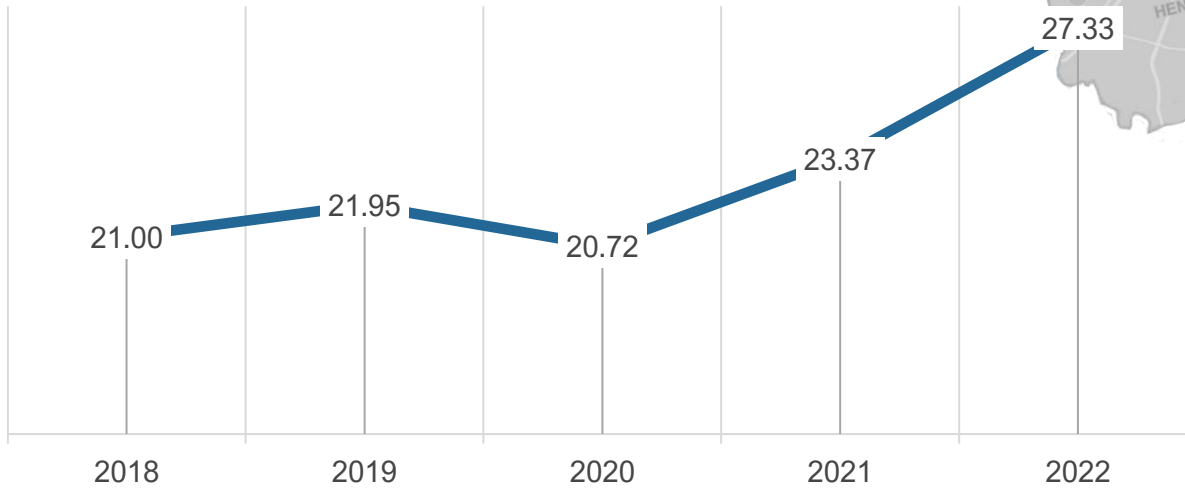


2022 HENRICO POLICE CRIME STATISTICS

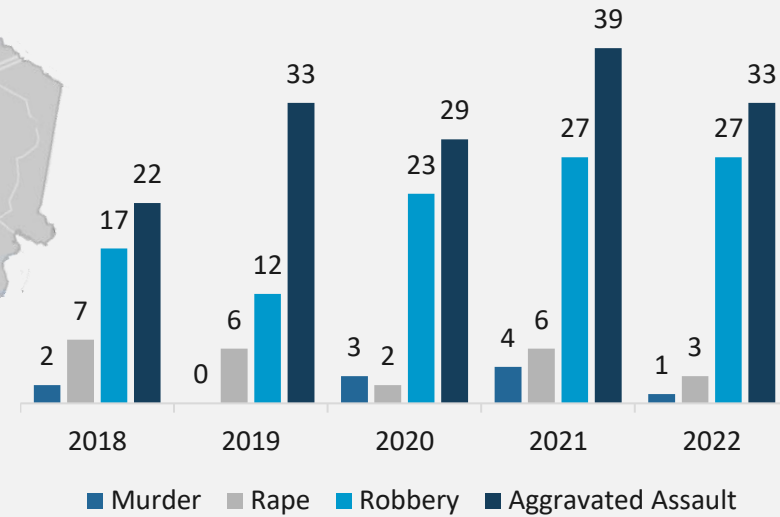
BROOKLAND DISTRICT



BROOKLAND DISTRICT PART I CRIME RATE, 2018-2022
UNIFORM CRIME REPORT (UCR) METHOD



BROOKLAND DISTRICT PART I VIOLENT CRIMES
PER CALENDAR YEAR, 2018-2022

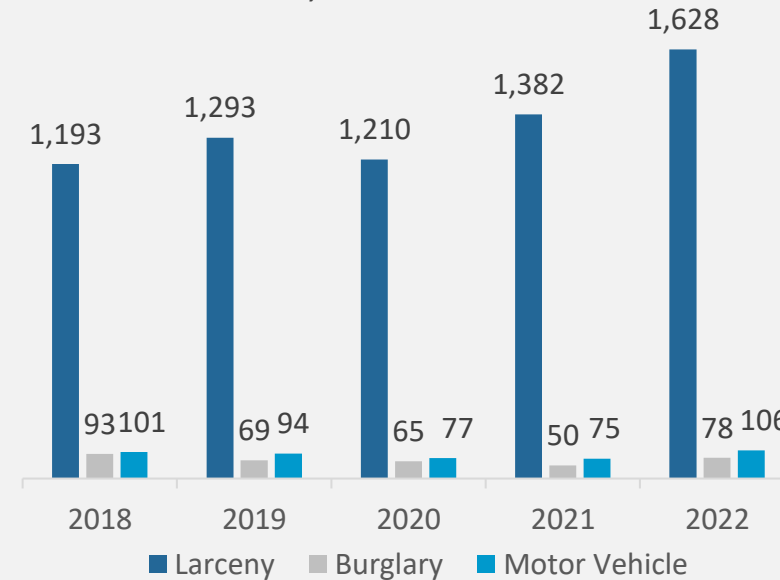


BROOKLAND DISTRICT POPULATION DEMOGRAPHICS

49% MALE | 51% FEMALE

RACE	CENSUS ESTIMATE	% TOTAL
Asian	6,250	9.1%
American Native	71	.1%
Black	12,990	18.9%
Pacific Islander	38	.1%
White	43,182	62.8%
Two+ Races/Other	6,276	9%
ETHNICITY	CENSUS ESTIMATE	% TOTAL
Hispanic or Latino	6,773	10%
Non-Hispanic	62,034	90%
TOTAL POPULATION	68,807	

BROOKLAND DISTRICT PART I NON-VIOLENT CRIMES
PER CALENDAR YEAR, 2018-2022



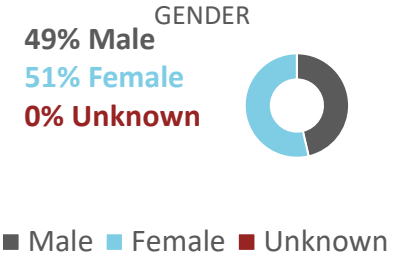
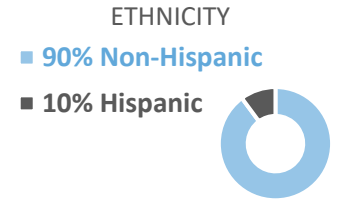
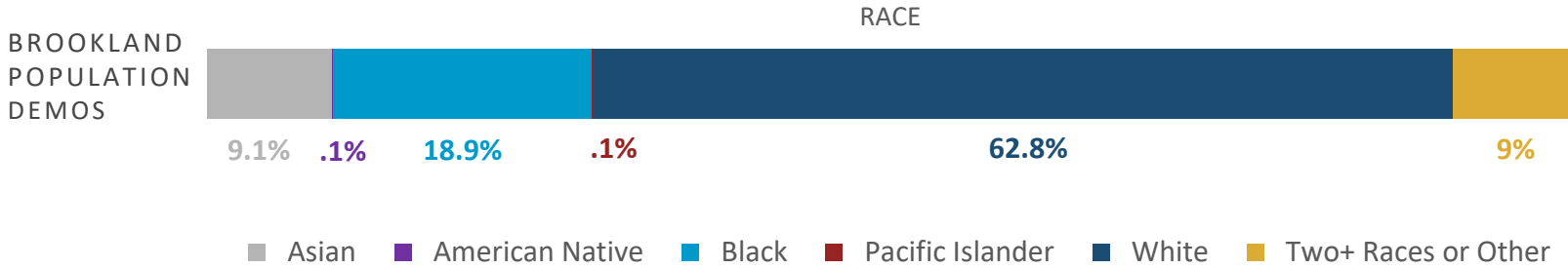
Source: Henrico Police Records Unit; US Census [July 1, 2022, V2022 data] | Annual data reports are run annually on January 10.





BROOKLAND DISTRICT

DEMOGRAPHICS OF PEOPLE ARRESTED, CHARGED OR ADVISED IN HENRICO'S BROOKLAND DISTRICT IN 2022



Category	Resident - Race	Non-Resident - Race	Gender Resident and Non-Resident
CRIMINAL SUMMONS ARRESTEES	<p>1.6% 17.8% 35.1%</p>	<p>29% 16%</p>	<p>65% Male 35% Female 0% Unknown</p>
TRAFFIC SUMMONS ARRESTEES	<p>4% 22.8% .1% 33.3% 1%</p>	<p>1% 15.5% .1% 22% .5%</p>	<p>56% Male 44% Female 0% Unknown</p>
TRAFFIC WARNING ADVISEES	<p>2.4% 19.7% .1% 30.4% 1.3%</p>	<p>1.3% .1% 20% .1% 24% 1%</p>	<p>57.6% Male 42.2% Female .1% Unknown</p>

Henrico Police data from January 1, 2022-December 31, 2022; Population data from U.S. Census [July 1, 2022, V2022 data]

Criminal Summons Arrestee

A person receives a criminal summons to appear in court and is released on their own recognizance. An arrestee can have multiple charges.

Traffic Summons Arrestee

A person is issued a traffic summons to appear in court, but not taken into custody. An arrestee can have multiple summonses.

Traffic Warning Advisee

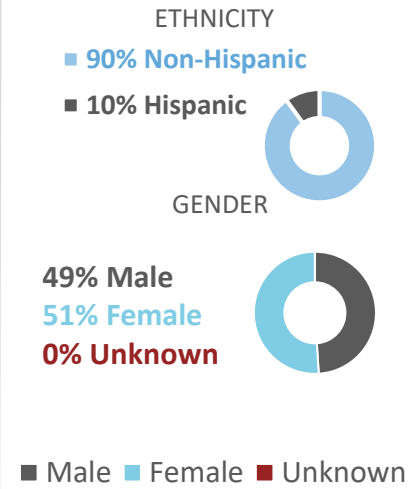
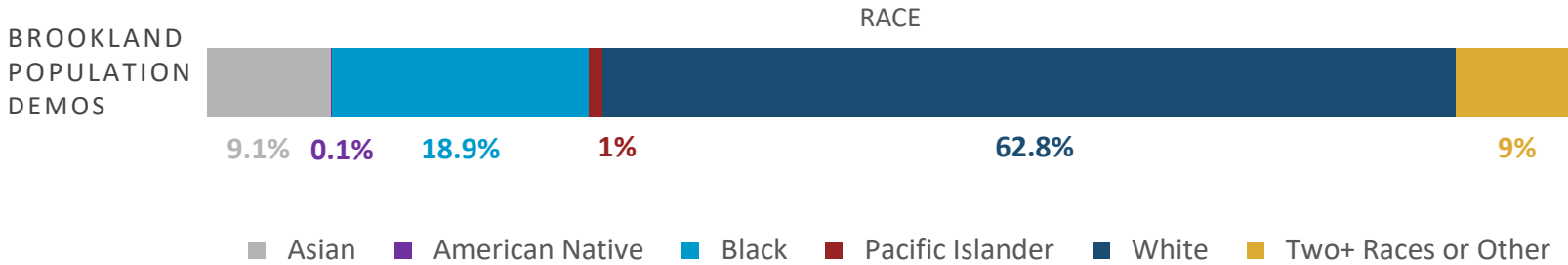
A person is stopped for a traffic infraction and the officer decides a warning is sufficient.





BROOKLAND DISTRICT

DEMOGRAPHICS OF PEOPLE ARRESTED, CHARGED OR ADVISED IN HENRICO'S BROOKLAND DISTRICT IN 2022



Category	Resident - Ethnicity		Non-Resident - Ethnicity		Gender Resident and Non-Resident	
	Hispanic	Non-Hispanic	Hispanic	Non-Hispanic	Male	Female
CRIMINAL SUMMONS ARRESTEES	4.2%	50.3%	1.6%	44.0%	65%	35%
TRAFFIC SUMMONS ARRESTEES	8.1%	52.9%	3.5%	35.5%	54%	46%
TRAFFIC WARNING ADVISEES	3.1%	50.7%	4%	41.9%	58%	42%

Henrico Police data from January 1, 2022-December 31, 2022; Population data from U.S. Census [July 1, 2022, V2022 data]

Criminal Summons Arrestee
 A person receives a criminal summons to appear in court and is released on their own recognizance. An arrestee can have multiple charges.

Traffic Summons Arrestee
 A person is issued a traffic summons to appear in court, but not taken into custody. An arrestee can have multiple summonses.

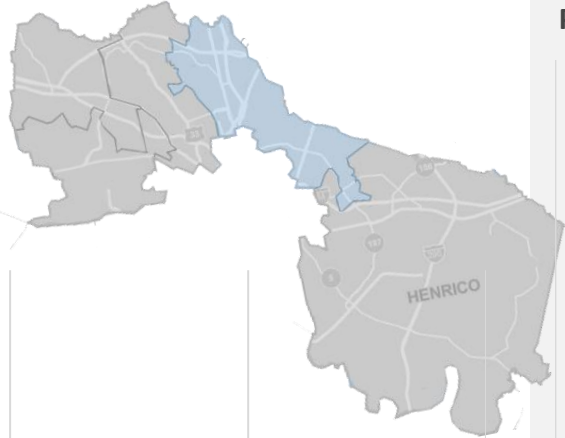
Traffic Warning Advisee
 A person is stopped for a traffic infraction and the officer decides a warning is sufficient.

HENRICO.US/POLICE

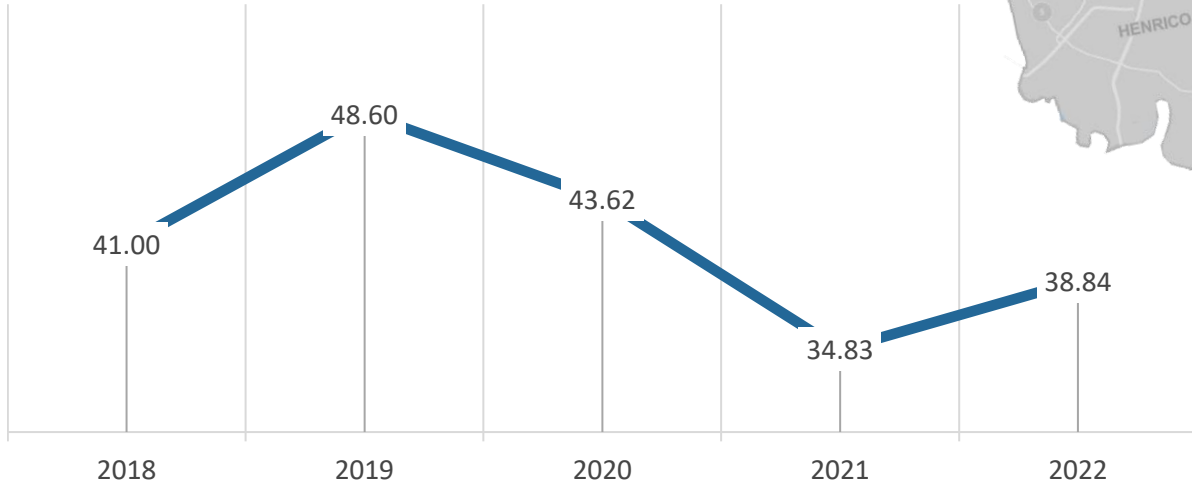


2022 HENRICO POLICE CRIME STATISTICS

FAIRFIELD DISTRICT



FAIRFIELD DISTRICT PART I CRIME RATE, 2018-2022
UNIFORM CRIME REPORT (UCR) METHOD

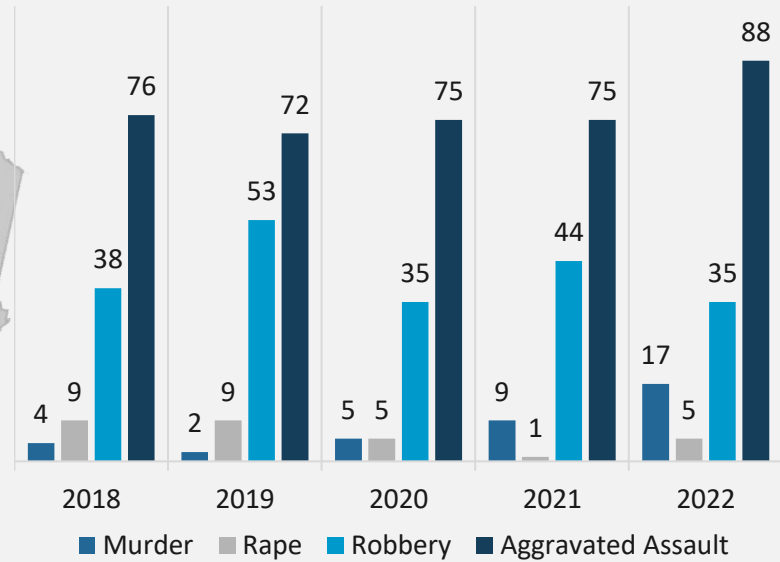


FAIRFIELD DISTRICT POPULATION

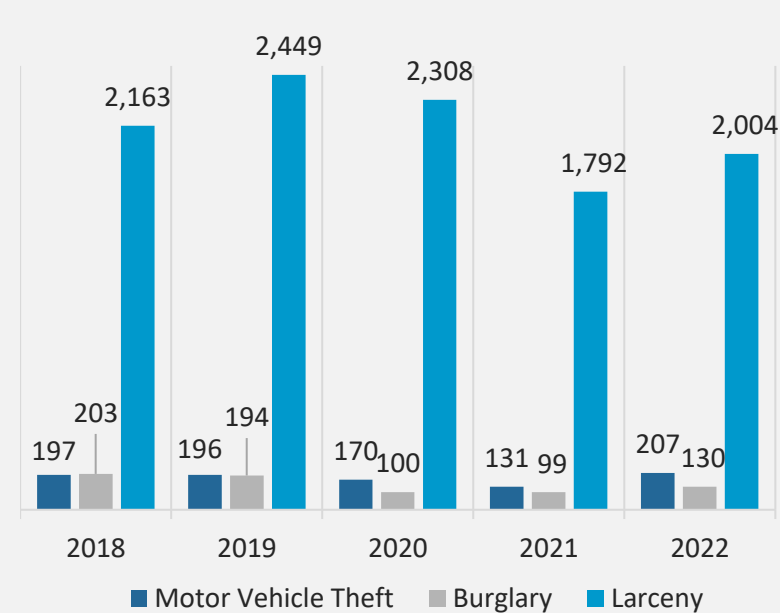
46% MALE | 54% FEMALE

RACE	CENSUS ESTIMATE	% TOTAL
Asian	2,001	3.1%
American Native	173	.3%
Black	41,413	64.4%
Pacific Islander	0	0%
White	16,404	25.5%
Two+ Races or Other	4,346	6.7%
ETHNICITY	CENSUS ESTIMATE	% TOTAL
Hispanic	3,168	4.9%
Non-Hispanic	61,169	95.1%
TOTAL POPULATION	64,337	

FAIRFIELD DISTRICT PART I VIOLENT CRIMES
PER CALENDAR YEAR, 2018-2022



FAIRFIELD DISTRICT PART I NON-VIOLENT CRIMES
PER CALENDAR YEAR, 2018-2022



Source: Henrico Police Records Unit; US Census [July 1, 2022, V2022 data] | Annual data reports are run annually on January 10.

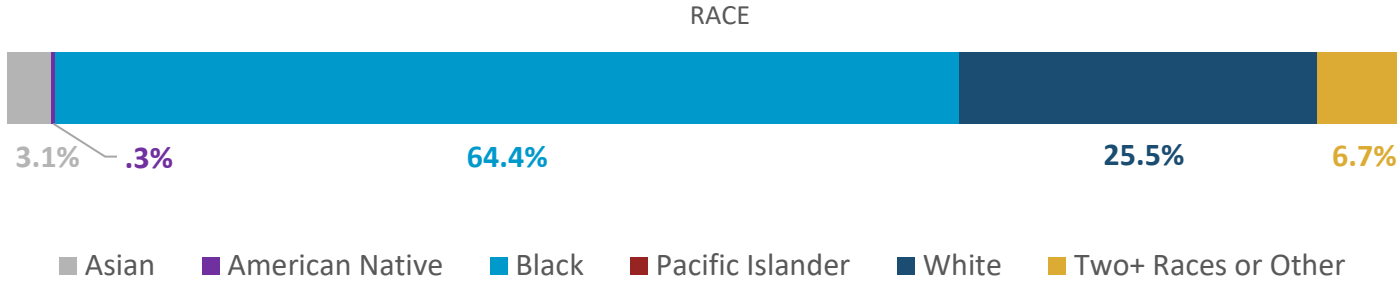




FAIRFIELD DISTRICT

DEMOGRAPHICS OF PEOPLE ARRESTED, CHARGED OR ADVISED IN HENRICO'S FAIRFIELD DISTRICT IN 2022

FAIRFIELD POPULATION DEMOS



ETHNICITY

95.1% Non-Hispanic

4.9% Hispanic



GENDER

46.1% Male

53.9% Female

0% Unknown



Male Female Unknown

Category	Resident - Race	Non-Resident - Race	Gender Resident and Non-Resident
CRIMINAL SUMMONS ARRESTEES			<p>54% Male 46% Female 0% Unknown</p>
TRAFFIC SUMMONS ARRESTEES			<p>56% Male 44% Female 0% Unknown</p>
TRAFFIC WARNING ADVISEES			<p>56% Male 44% Female .1% Unknown</p>

Henrico Police data from January 1, 2022-December 31, 2022; Population data from U.S. Census [July 1, 2022, V2022 data]

Criminal Summons Arrestee

A person receives a criminal summons to appear in court and is released on their own recognizance. An arrestee can have multiple charges.

Traffic Summons Arrestee

A person is issued a traffic summons to appear in court, but not taken into custody. An arrestee can have multiple summonses.

Traffic Warning Advisee

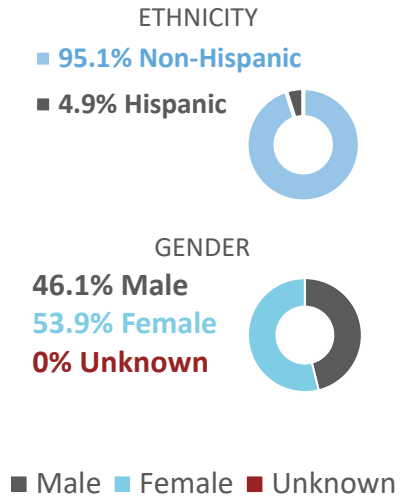
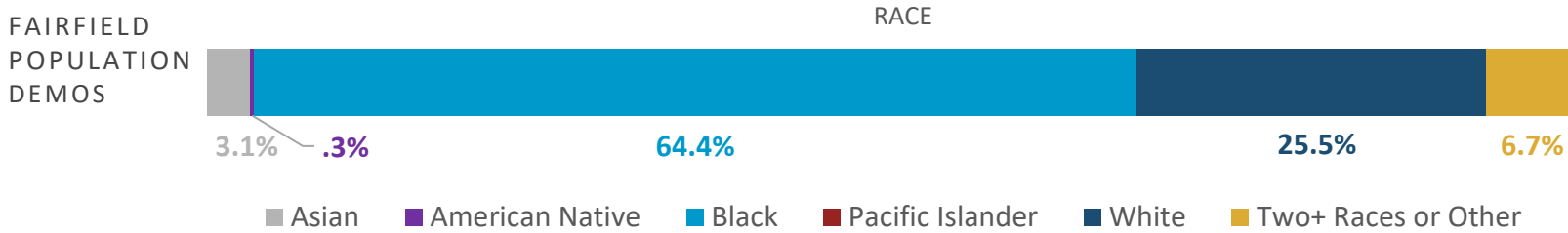
A person is stopped for a traffic infraction and the officer decides a warning is sufficient.





FAIRFIELD DISTRICT

DEMOGRAPHICS OF PEOPLE ARRESTED, CHARGED OR ADVISED IN HENRICO'S FAIRFIELD DISTRICT IN 2022



Category	Resident - Ethnicity	Non-Resident - Ethnicity	Gender Resident and Non-Resident
CRIMINAL SUMMONS ARRESTEES	<ul style="list-style-type: none"> Hispanic: 2.7% Non-Hispanic: 43.3% 	<ul style="list-style-type: none"> Hispanic: 1.5% Non-Hispanic: 52.5% 	<ul style="list-style-type: none"> 54% Male 46% Female 0% Unknown
TRAFFIC SUMMONS ARRESTEES	<ul style="list-style-type: none"> Hispanic: 3% Non-Hispanic: 54.2% 	<ul style="list-style-type: none"> Hispanic: 2.2% Non-Hispanic: 40.6% 	<ul style="list-style-type: none"> 56% Male 44% Female 0% Unknown
TRAFFIC WARNING ADVISEES	<ul style="list-style-type: none"> Hispanic: .9% Non-Hispanic: 47.2% 	<ul style="list-style-type: none"> Hispanic: 1.9% Non-Hispanic: 50.0% 	<ul style="list-style-type: none"> 56% Male 44% Female 0% Unknown

Henrico Police data from January 1, 2022-December 31, 2022; Population data from U.S. Census [July 1, 2022, V2022 data]

Criminal Summons Arrestee
A person receives a criminal summons to appear in court and is released on their own recognizance. An arrestee can have multiple charges.

Traffic Summons Arrestee
A person is issued a traffic summons to appear in court, but not taken into custody. An arrestee can have multiple summonses.

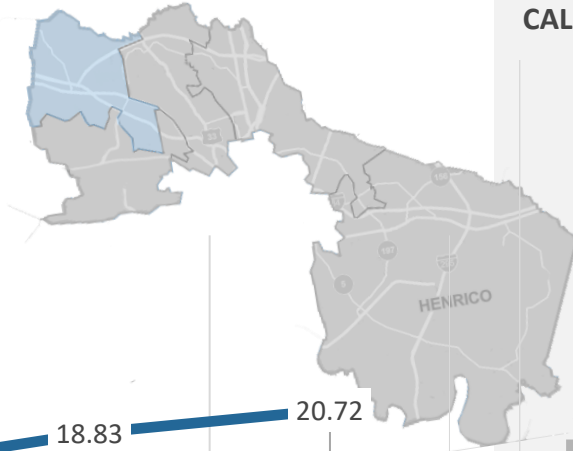
Traffic Warning Advisee
A person is stopped for a traffic infraction and the officer decides a warning is sufficient.

HENRICO.US/POLICE

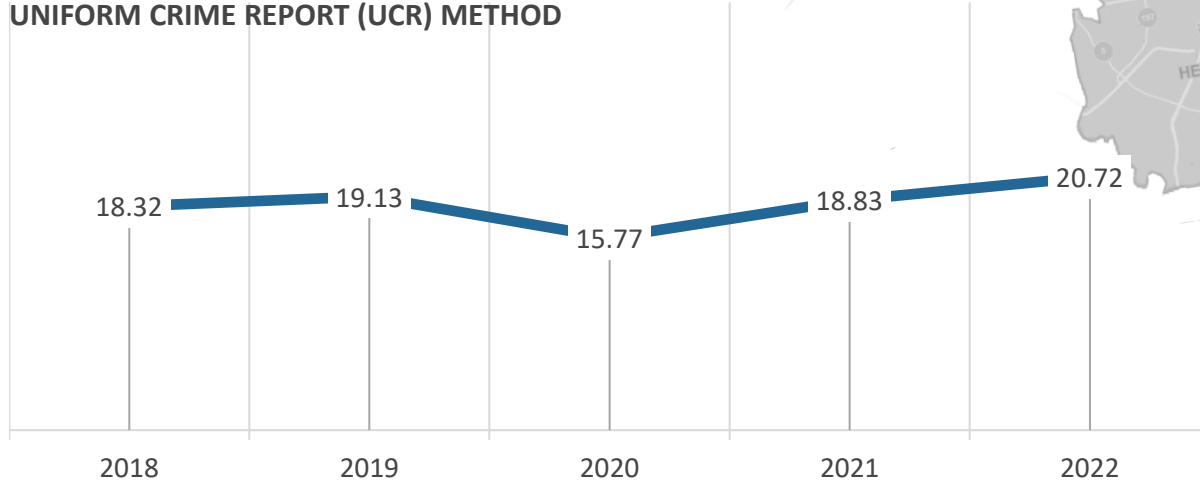


2022 HENRICO POLICE CRIME STATISTICS

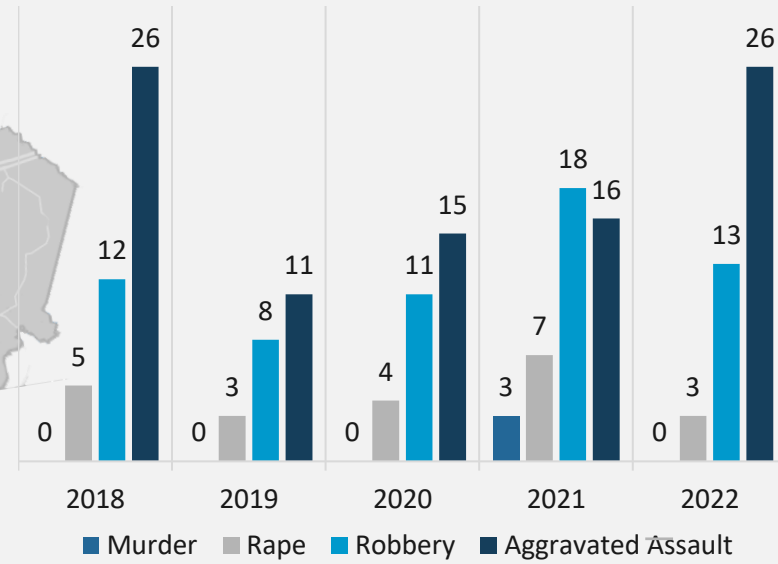
THREE CHOPT DISTRICT



THREE CHOPT DISTRICT PART I CRIME RATE, 2018-2022
UNIFORM CRIME REPORT (UCR) METHOD



THREE CHOPT DISTRICT PART I VIOLENT CRIMES PER CALENDAR YEAR, 2018-2022

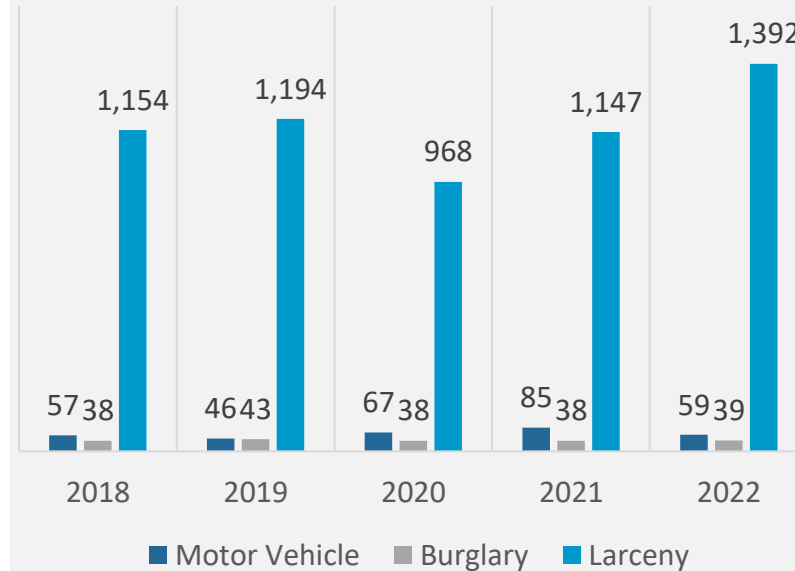


THREE CHOPT DISTRICT POPULATION DEMOGRAPHICS

50% MALE | 50% FEMALE

RACE	CENSUS ESTIMATES	% TOTAL
Asian	18,107	24.5%
American Native	188	.3%
Black	5,304	7.2%
Pacific Islander	0	0%
White	45,565	61.6%
Two+ Races or Other	4,794	6.5%
ETHNICITY	CENSUS ESTIMATES	% TOTAL
Hispanic or Latino	3,149	4.3%
Non-Hispanic	70,809	95.7%
TOTAL POPULATION	73,958	

THREE CHOPT DISTRICT PART I NON-VIOLENT CRIMES PER CALENDAR YEAR, 2018-2022



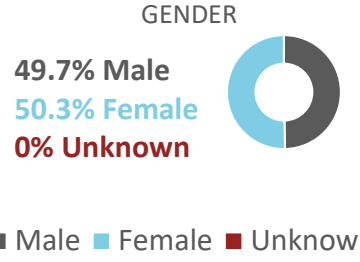
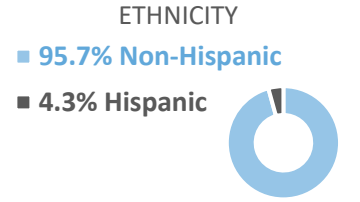
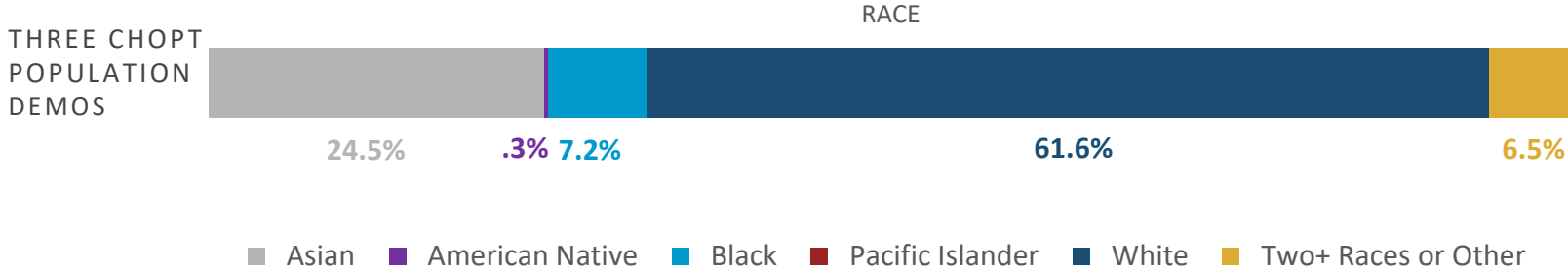
Source: Henrico Police Records Unit; US Census [July 1, 2022, V2022 data] | Annual data reports are run annually on January 10.





THREE CHOPT DISTRICT

DEMOGRAPHICS OF PEOPLE ARRESTED, CHARGED OR ADVISED IN HENRICO'S THREE CHOPT DISTRICT IN 2022



Category	Resident - Race	Non-Resident - Race	Gender Resident and Non-Resident
CRIMINAL SUMMONS ARRESTEES	<p>3% 20% 27%</p>	<p>2% 22.6% .5% 25%</p>	<p>37% Male 63% Female 0% Unknown</p>
TRAFFIC SUMMONS ARRESTEES	<p>6% 14% 37% 1%</p>	<p>1% 13% 27% .6%</p>	<p>56% Male 44% Female 0% Unknown</p>
TRAFFIC WARNING ADVISEES	<p>3% .1% 13% 29.6% 4%</p>	<p>1% 17.6% 27% 5%</p>	<p>57.1% Male 42.9% Female 0% Unknown</p>

Henrico Police data from January 1, 2022-December 31, 2022; Population data from U.S. Census [July 1, 2022, V2022 data]

Criminal Summons Arrestee
 A person receives a criminal summons to appear in court and is released on their own recognizance. An arrestee can have multiple charges.

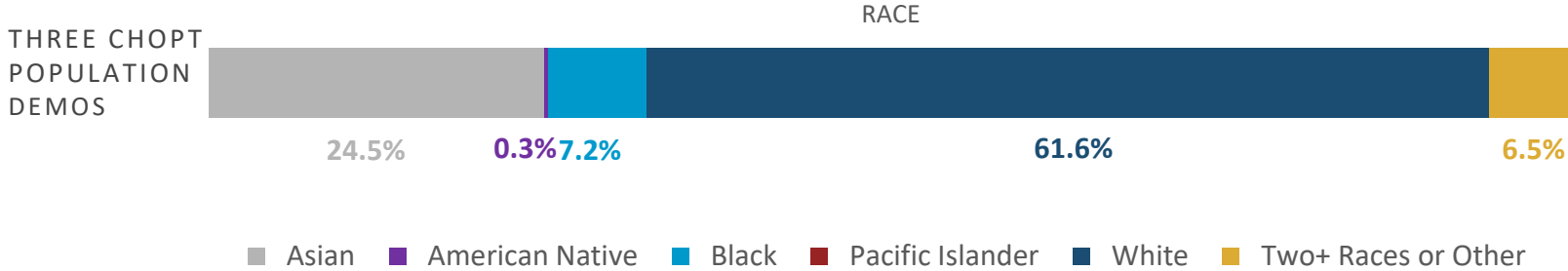
Traffic Summons Arrestee
 A person is issued a traffic summons to appear in court, but not taken into custody. An arrestee can have multiple summonses.

Traffic Warning Advisee
 A person is stopped for a traffic infraction and the officer decides a warning is sufficient.



THREE CHOPT DISTRICT

DEMOGRAPHICS OF PEOPLE ARRESTED, CHARGED OR ADVISED IN HENRICO'S THREE CHOPT DISTRICT IN 2022



ETHNICITY

95.7% Non-Hispanic
4.3% Hispanic



GENDER

49.7% Male
50.3% Female
0% Unknown



Legend: Male, Female, Unknown

Category	Resident - Ethnicity		Non-Resident - Ethnicity		Gender Resident and Non-Resident	
	Hispanic	Non-Hispanic	Hispanic	Non-Hispanic	Male	Female
CRIMINAL SUMMONS ARRESTEES	2.3%	47.5%	1.8%	48.4%	50%	50%
TRAFFIC SUMMONS ARRESTEES	4.9%	53.4%	2.9%	38.8%	42%	58%
TRAFFIC WARNING ADVISEES	3.6%	45.8%	2.2%	48.4%	57%	43%

Henrico Police data from January 1, 2022-December 31, 2022; Population data from U.S. Census [July 1, 2022, V2022 data]

Criminal Summons Arrestee

A person receives a criminal summons to appear in court and is released on their own recognizance. An arrestee can have multiple charges.

Traffic Summons Arrestee

A person is issued a traffic summons to appear in court, but not taken into custody. An arrestee can have multiple summonses.

Traffic Warning Advisee

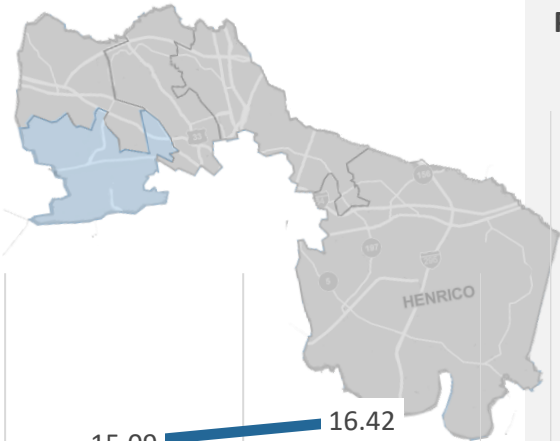
A person is stopped for a traffic infraction and the officer decides a warning is sufficient.



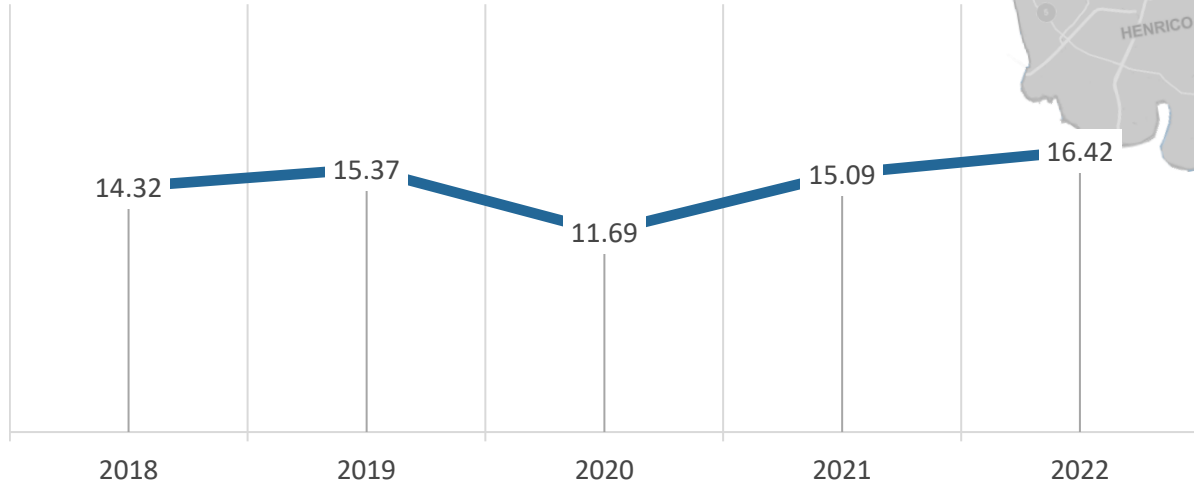


2022 HENRICO POLICE CRIME STATISTICS

TUCKAHOE DISTRICT



TUCKAHOE DISTRICT PART I CRIME RATE, 2018-2022
UNIFORM CRIME REPORT (UCR) METHOD



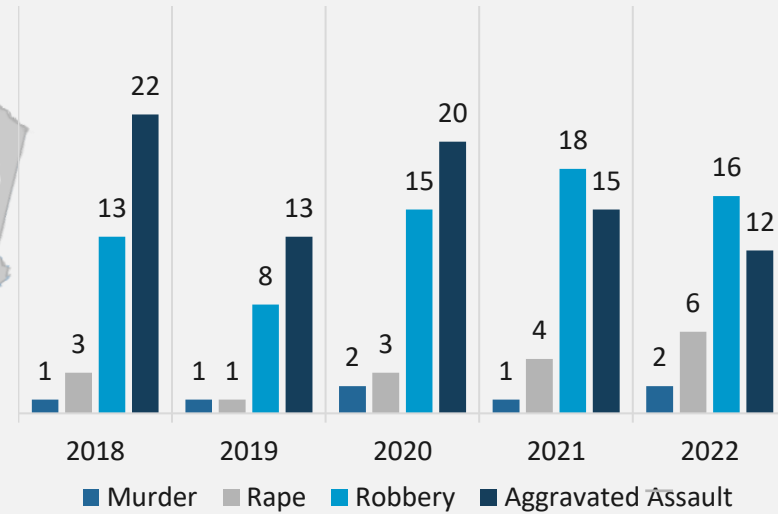
TUCKAHOE DISTRICT POPULATION DEMOGRAPHICS

46% MALE | 54% FEMALE

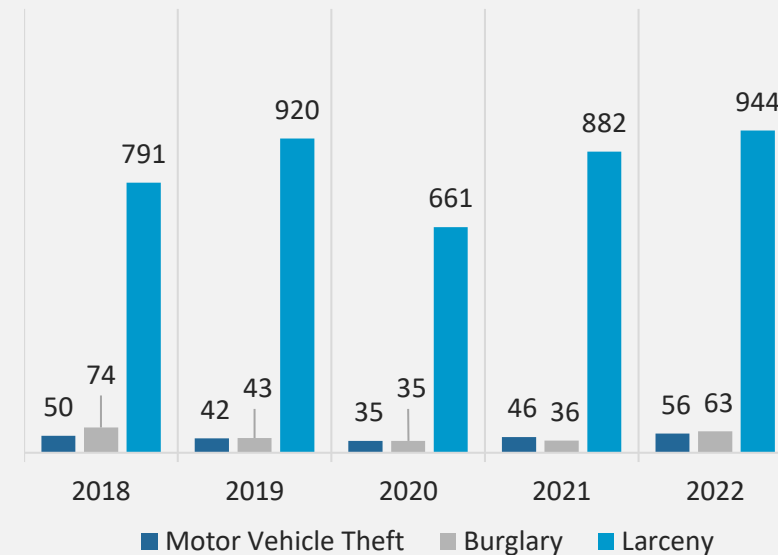
RACE	CENSUS ESTIMATES	% TOTAL
Asian	3,773	5.6%
American Native	49	.1%
Black	7,875	11.8%
Pacific Islander	33	0%
White	49,357	73.7%
Two+ Races or Other	5,876	8.7%
ETHNICITY	CENSUS ESTIMATES	% TOTAL
Hispanic or Latino	4,630	6.9%
Non-Hispanic	62,333	93.1%
TOTAL POPULATION	66,963	

Source: Henrico Police Records Unit; US Census [July 1, 2022, V2022 data] | Annual data reports are run annually on January 10.

TUCKAHOE DISTRICT PART I VIOLENT CRIMES PER CALENDAR YEAR, 2018-2022



TUCKAHOE DISTRICT PART I NON-VIOLENT CRIMES PER CALENDAR YEAR, 2018-2022

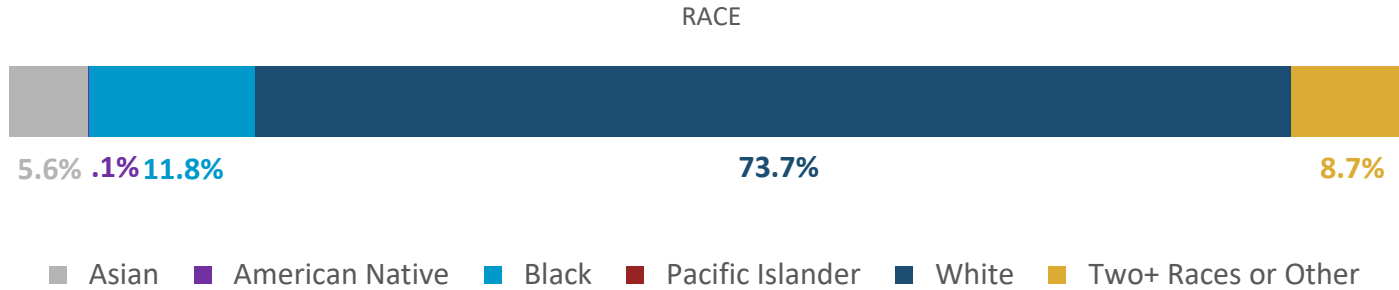




TUCKAHOE DISTRICT

DEMOGRAPHICS OF PEOPLE ARRESTED, CHARGED OR ADVISED IN HENRICO'S TUCKAHOE DISTRICT IN 2022

TUCKAHOE POPULATION DEMOS



ETHNICITY

■ 93.1% Non-Hispanic

■ 6.9% Hispanic



GENDER

46.2% Male

53.8% Female

0% Unknown



■ Male ■ Female ■ Unknown

Category	Resident - Race	Non-Resident - Race	Gender Resident and Non-Resident
CRIMINAL SUMMONS ARRESTEES	<p>1% 17% 32%</p>	<p>.7% 22% 27%</p>	<p>52% Male 48% Female 0% Unknown</p>
TRAFFIC SUMMONS ARRESTEES	<p>2% 15% 39.5% .8%</p>	<p>1% 16% 25% 1%</p>	<p>56% Male 44% Female 0% Unknown</p>
TRAFFIC WARNING ADVISEES	<p>2% 17% 27% 2%</p>	<p>1% 24% 25% 2%</p>	<p>58.2% Male 41.7% Female .1% Unknown</p>

Henrico Police data from January 1, 2022-December 31, 2022; Population data from U.S. Census [July 1, 2022, V2022 data]

Criminal Summons Arrestee

A person receives a criminal summons to appear in court and is released on their own recognizance. An arrestee can have multiple charges.

Traffic Summons Arrestee

A person is issued a traffic summons to appear in court, but not taken into custody. An arrestee can have multiple summonses.

Traffic Warning Advisee

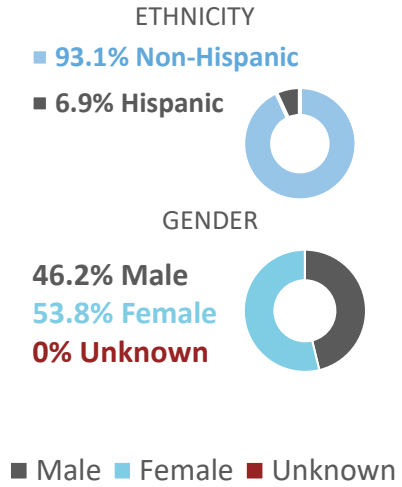
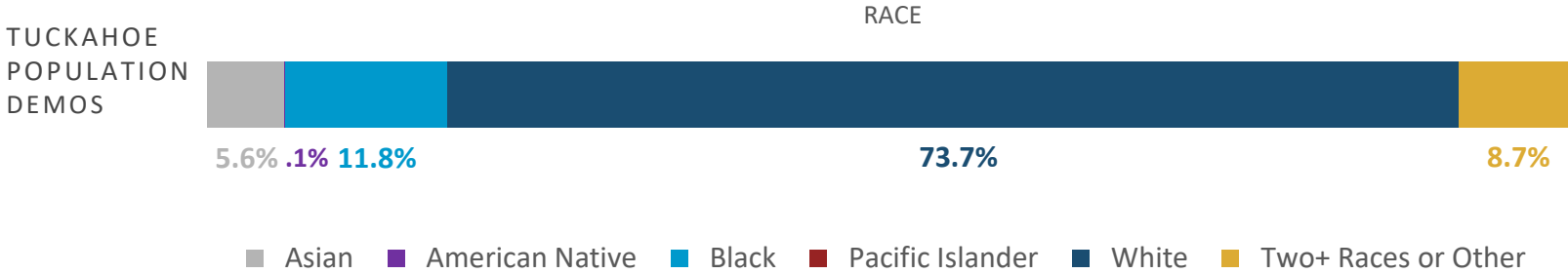
A person is stopped for a traffic infraction and the officer decides a warning is sufficient.





TUCKAHOE DISTRICT

DEMOGRAPHICS OF PEOPLE ARRESTED, CHARGED OR ADVISED IN HENRICO'S TUCKAHOE DISTRICT IN 2022



Category	Resident - Ethnicity	Non-Resident - Ethnicity	Gender Resident and Non-Resident
CRIMINAL SUMMONS ARRESTEES	<ul style="list-style-type: none"> Hispanic: 6.3% Non-Hispanic: 43.4% 	<ul style="list-style-type: none"> Hispanic: 4.9% Non-Hispanic: 45.4% 	<ul style="list-style-type: none"> 52% Male 48% Female 0% Unknown
TRAFFIC SUMMONS ARRESTEES	<ul style="list-style-type: none"> Hispanic: 7.6% Non-Hispanic: 50.1% 	<ul style="list-style-type: none"> Hispanic: 4.7% Non-Hispanic: 37.6% 	<ul style="list-style-type: none"> 56% Male 44% Female 0% Unknown
TRAFFIC WARNING ADVISEES	<ul style="list-style-type: none"> Hispanic: 3.2% Non-Hispanic: 43.9% 	<ul style="list-style-type: none"> Hispanic: 3.6% Non-Hispanic: 49.2% 	<ul style="list-style-type: none"> 58% Male 42% Female .1% Unknown

Henrico Police data from January 1, 2022-December 31, 2022; Population data from U.S. Census [July 1, 2022, V2022 data]

Criminal Summons Arrestee
 A person receives a criminal summons to appear in court and is released on their own recognizance. An arrestee can have multiple charges.

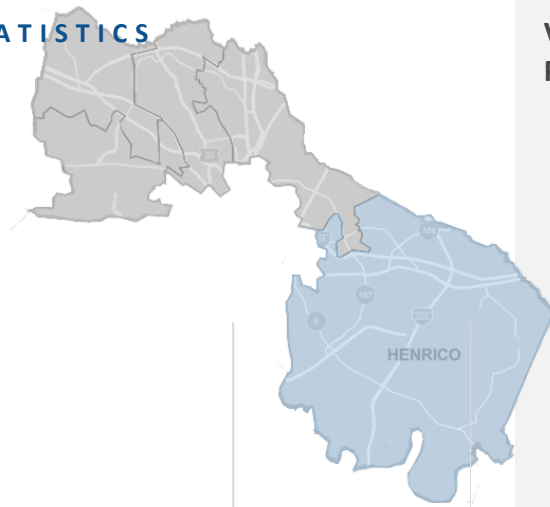
Traffic Summons Arrestee
 A person is issued a traffic summons to appear in court, but not taken into custody. An arrestee can have multiple summonses.

Traffic Warning Advisee
 A person is stopped for a traffic infraction and the officer decides a warning is sufficient.

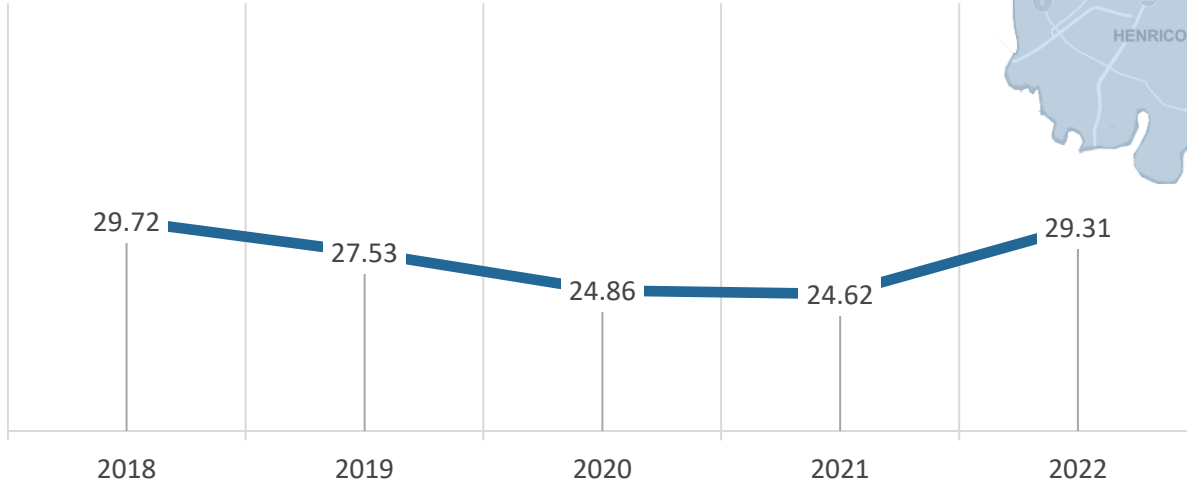


2022 HENRICO POLICE CRIME STATISTICS

VARINA DISTRICT



**VARINA DISTRICT PART I CRIME RATE, 2018-2022
UNIFORM CRIME REPORT (UCR) METHOD**



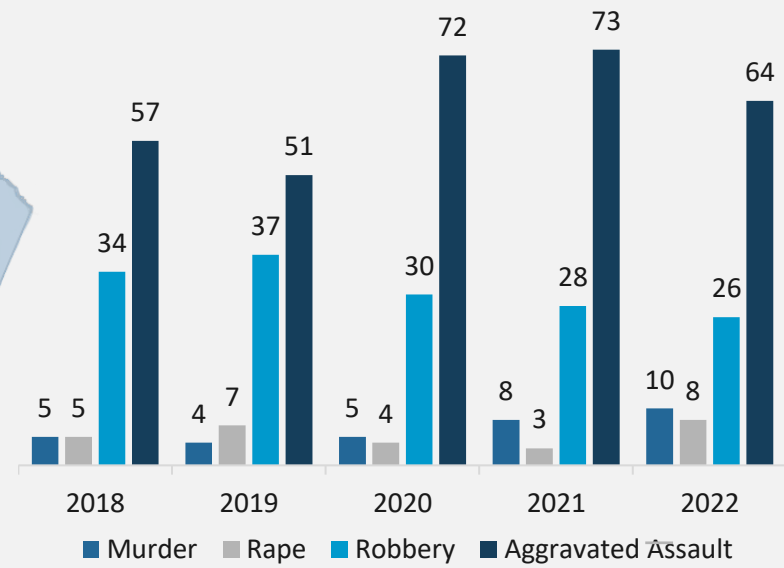
VARINA DISTRICT POPULATION

47% MALE | 53% FEMALE

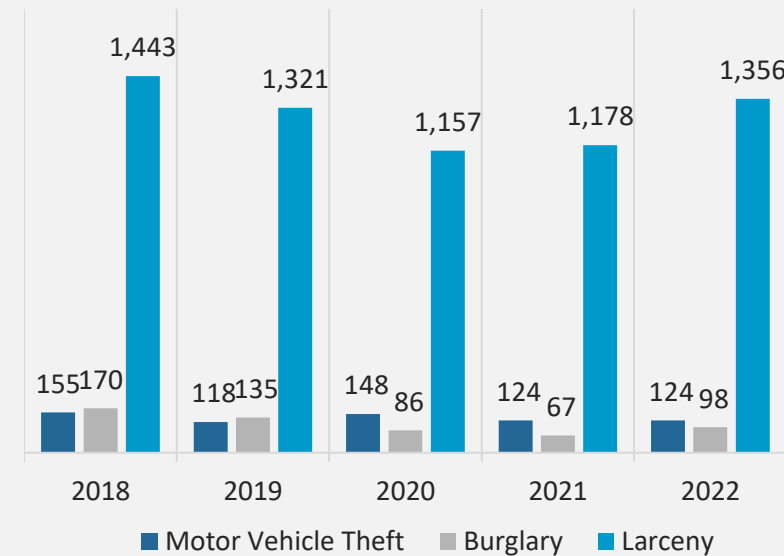
RACE & ETHNICITY	CENSUS ESTIMATES	% TOTAL
Asian	523	.9%
American Native	98	.2%
Black	30,646	53%
Pacific Islander	33	.1%
White	23,512	40.6%
Two+ Races or Other	3,047	5.2%
ETHNICITY	CENSUS ESTIMATES	% TOTAL
Hispanic or Latino	2,119	3.7%
Non-Hispanic	55,740	96.3%
TOTAL POPULATION	57,859	

Source: Henrico Police Records Unit; US Census [July 1, 2022, V2022 data] | Annual data reports are run annually on January 10.

VARINA DISTRICT PART I VIOLENT CRIMES PER CALENDAR YEAR, 2018-2022



VARINA DISTRICT PART I NON-VIOLENT CRIMES PER CALENDAR YEAR, 2018-2022

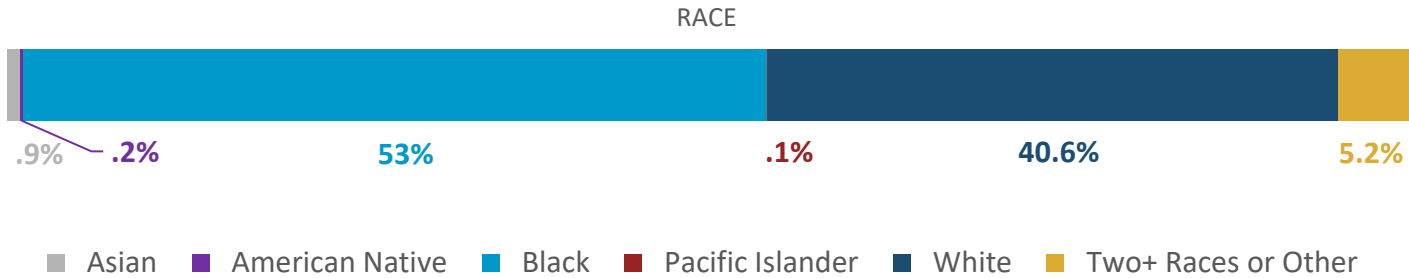




VARINA DISTRICT

DEMOGRAPHICS OF PEOPLE ARRESTED, CHARGED OR ADVISED IN HENRICO'S VARINA DISTRICT IN 2022

VARINA POPULATION DEMOS



ETHNICITY

- 96.3% Non-Hispanic
- 3.7% Hispanic



GENDER

- 46.6% Male
- 53.4% Female
- 0% Unknown



■ Male ■ Female ■ Unknown

Category	Resident - Race	Non-Resident - Race	Gender Resident and Non-Resident
CRIMINAL SUMMONS ARRESTEES			<ul style="list-style-type: none"> 60% Male 40% Female 0% Unknown
TRAFFIC SUMMONS ARRESTEES			<ul style="list-style-type: none"> 56% Male 44% Female 0% Unknown
TRAFFIC WARNING ADVISEES			<ul style="list-style-type: none"> 58% Male 42% Female 0% Unknown

Henrico Police data from January 1, 2022-December 31, 2022; Population data from U.S. Census [July 1, 2022, V2022 data]

Criminal Summons Arrestee

A person receives a criminal summons to appear in court and is released on their own recognizance. An arrestee can have multiple charges.

Traffic Summons Arrestee

A person is issued a traffic summons to appear in court, but not taken into custody. An arrestee can have multiple summonses.

Traffic Warning Advisee

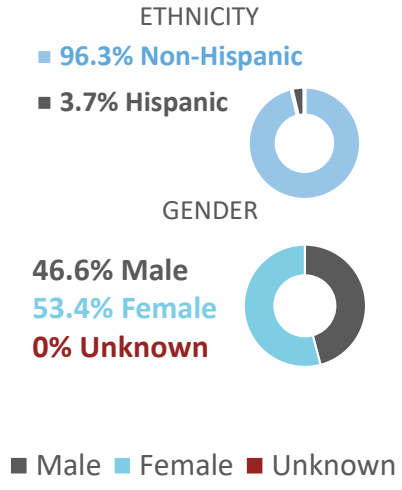
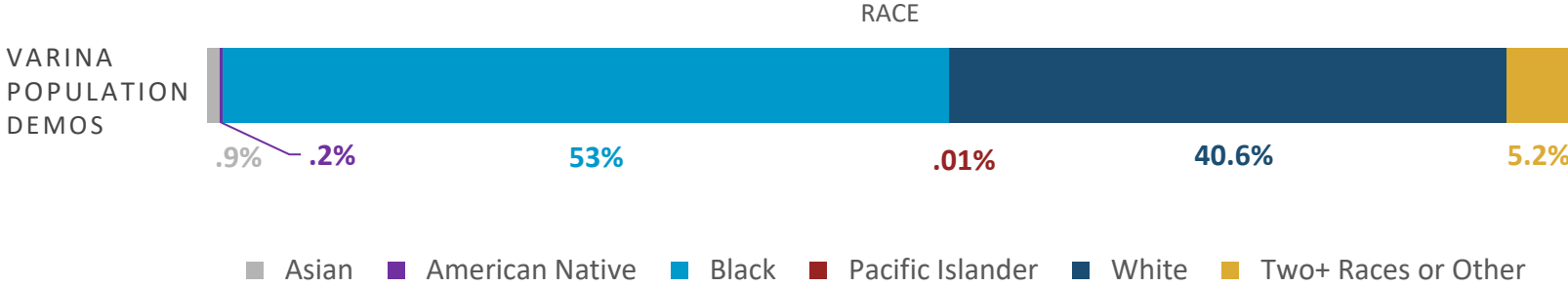
A person is stopped for a traffic infraction and the officer decides a warning is sufficient.





VARINA DISTRICT

DEMOGRAPHICS OF PEOPLE ARRESTED, CHARGED OR ADVISED IN HENRICO'S VARINA DISTRICT IN 2022



Category	Resident - Ethnicity	Non-Resident - Ethnicity	Gender Resident and Non-Resident
CRIMINAL SUMMONS ARRESTEES			
TRAFFIC SUMMONS ARRESTEES			
TRAFFIC WARNING ADVISEES			

Henrico Police data from January 1, 2022-December 31, 2022; Population data from U.S. Census [July 1, 2022, V2022 data]

Criminal Summons Arrestee

A person receives a criminal summons to appear in court and is released on their own recognizance. An arrestee can have multiple charges.

Traffic Summons Arrestee

A person is issued a traffic summons to appear in court, but not taken into custody. An arrestee can have multiple summonses.

Traffic Warning Advisee

A person is stopped for a traffic infraction and the officer decides a warning is sufficient.

**ONE TEAM. ONE COMMUNITY.
SAFER TOGETHER**