



2023 HENRICO POLICE CRIME STATISTICS
Part I Crimes & Criminal Offenses
UNIFORM CRIME REPORT (UCR) METHOD

ERIC D. ENGLISH, CHIEF OF POLICE
Published March 8, 2024

ONE TEAM. ONE COMMUNITY.
SAFER TOGETHER



HENRICO.US/POLICE



2023 HENRICO POLICE CRIME STATISTICS PART I CRIMES & CRIMINAL OFFENSES

Henrico County Police Division strives each year to keep the public informed about what is occurring countywide. Data continues to be a major component of transparency to the public as well as a divisional tool to address and combat problems occurring in Henrico.

On behalf of Chief Eric English and the Henrico County Police Division we would like for you to examine the following reports on our website under Public Data: [2023 Part I Crimes & Criminal Offenses](#), [2023 Countywide Crime & Demographic Data](#), [2023 Application of Force Report](#), [2023 Vehicular Pursuits Report](#), and the [2023 Internal Affairs Report](#).

These documents will hopefully provide some insight into the daily activity occurring in Henrico County.

About Crime Data

Henrico Police utilizes the FBI's [Uniform Crime Report](#) (UCR) reporting methodology, commonly referred to as Part I Offenses. It does not contain information about all known criminal offenses that have occurred in Henrico County. Part I Offenses include violent offenses (murder, rape, robbery, aggravated assault) and non-violent offenses (burglary, larceny, motor vehicle theft and arson). The Division of Fire has investigative authority over arson.



Total Part I Crime

In 2023, Henrico experienced a 7% decrease across the total number of Part I Offenses from 2022, and a negligible decrease (.1%) from the county's five-year average.

The decrease in county-wide Part I crime in 2023 is attributed primarily to the decrease in rapes (24%) and homicides (20%) when compared to 2022. However, compared to the five-year average, there was an increase in auto theft (38%), arson (37%) and homicides (33%).

In 2023 there was a 3% increase in violent Part I offenses compared to 2022 driven by the 14% increase in aggravated assaults. This increasing trend of aggravated assaults has been occurring in the Commonwealth of Virginia since 2017, according to FBI crime data.

There are natural crime fluctuations year-to-year; while identifying significant spikes in crime over a short period is important, it is equally important to identify crime trends over long periods of time. Notable anomalies could be attributed to the COVID-19 impact on criminal activity that occurred 2020-2021.

Nevertheless, the reduction of crime and safety of the public remains the top priority of the Henrico County Police Division.

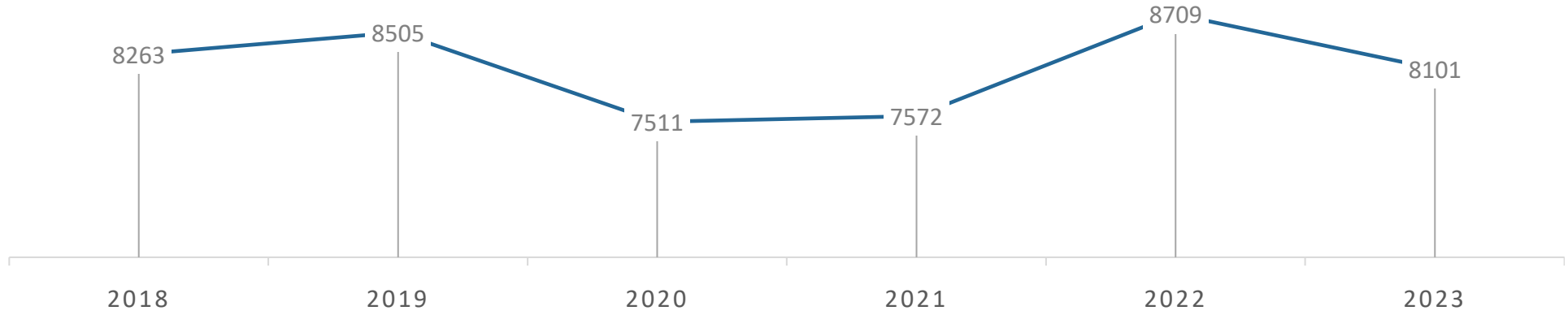


2023 HENRICO POLICE CRIME STATISTICS

TOTAL PART I CRIMES

TOTAL PART I CRIME TREND, 2018-2023

UNIFORM CRIME REPORT (UCR) METHOD



PART I CRIMES (2018-2023) AND FIVE-YEAR AVERAGE

UNIFORM CRIME REPORT (UCR) METHOD

OFFENSE	2018	2019	2020	2021	2022	5YR AVG	2023	% CHANGE 5YR AVG
HOMICIDE	12	7	15	25	30	18	24	33%
RAPE	29	26	18	21	25	24	19	-21%
ROBBERY	114	118	114	135	117	120	108	-10%
ASSAULT*	203	180	211	218	223	207	254	23%
BURGLARY	578	484	324	290	408	417	356	-15%
LARCENY	6,734	7,177	6,304	6,381	7,324	6,784	6,589	-3%
AUTO THEFT	560	496	497	461	552	513	710	38%
ARSON**	33	17	28	41	30	30	41	37%
TOTAL	8,263	8,505	7,511	7,572	8,709	8,113	8,101	0%

* - Assault figures are Aggravated Assaults ** - The Henrico Division of Fire is the investigating authority.

Source: Henrico Police Records Unit; Henrico Police Criminal Intelligence Unit Analysis | Annual data reports are run annually on January 10.





Violent Crime

In 2023, Part I Violent Offenses in Henrico increased 3% from 2022. When compared to the 5-year average, total Part I Violent Offenses are up 10%.

- Homicides decreased in 2023, with a 20% decrease from 2022 and a 33% increase from the 5-year average. There were three domestic-related homicides resulting in four domestically-related victims.
- After a slight increase in rapes since 2021, there was a 24% decrease in 2023 and a 21% decrease in the 5-year average.
- Robbery saw a 10% decrease in 2023 and a 10% decrease compared to the 5-year average.
- Aggravated assaults had a 14% increase in 2023, with a 23% increase from the 5-year average.

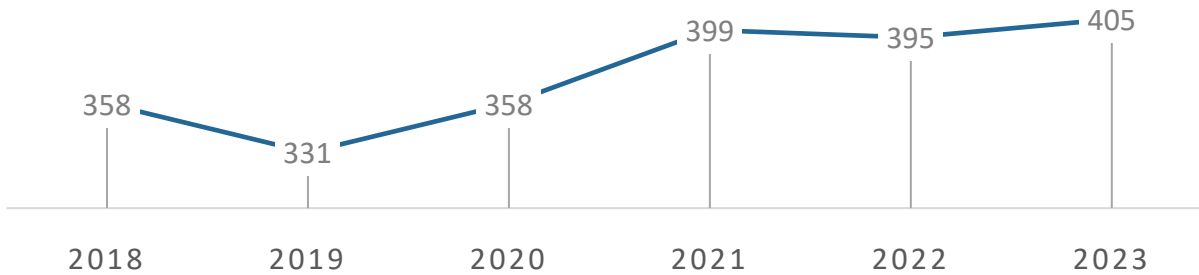


2023 HENRICO POLICE CRIME STATISTICS

PART I VIOLENT CRIMES

PART I VIOLENT CRIME TREND, 2018-2023

UNIFORM CRIME REPORT (UCR) METHOD



PART I VIOLENT CRIMES (2018-2023) AND FIVE-YEAR AVERAGE

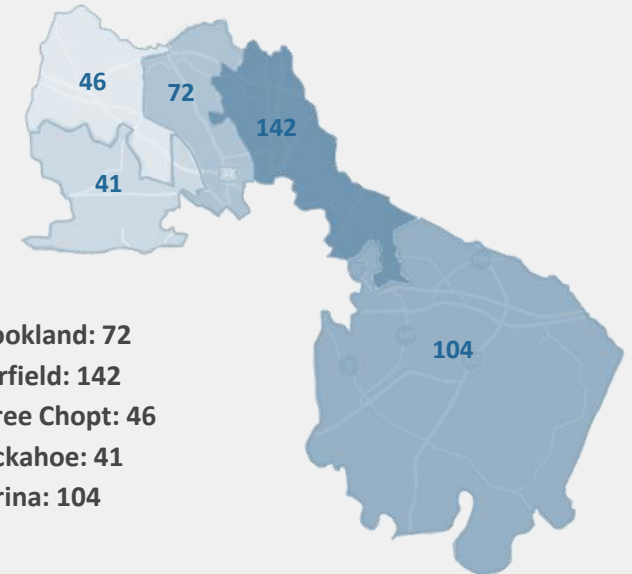
UNIFORM CRIME REPORT (UCR) METHOD

OFFENSE	2018	2019	2020	2021	2022	5YR AVG	2023	% CHANGE 5YR AVG
HOMICIDE	12	7	15	25	30	18	24	33%
RAPE	29	26	18	21	25	24	19	-21%
ROBBERY	114	118	114	135	117	120	108	-10%
ASSAULT*	203	180	211	218	223	207	254	23%
TOTAL	358	331	358	399	395	369	405	10%

* - Assault figures are Aggravated Assaults.

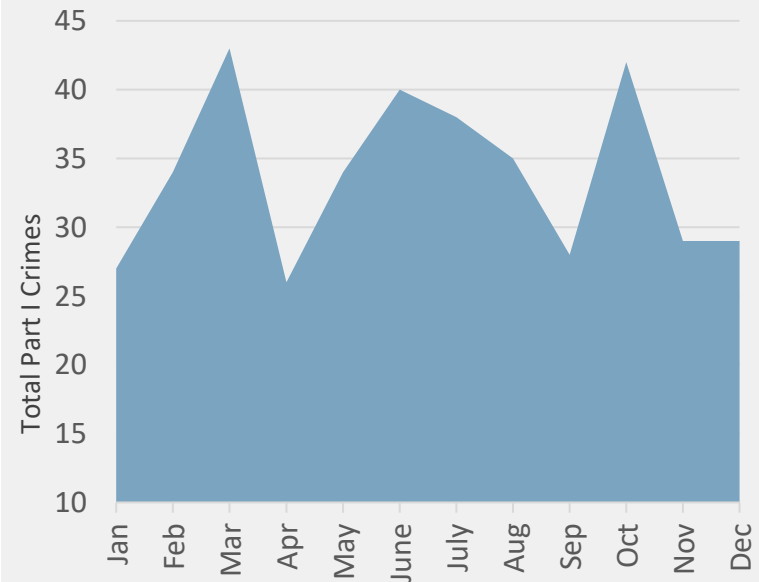
Source: Henrico Police Records Unit; Henrico Police Criminal Intelligence Unit Analysis | Annual data reports are run annually on January 10.

2023 PART I VIOLENT CRIME BY DISTRICT



- Brookland: 72
- Fairfield: 142
- Three Chopt: 46
- Tuckahoe: 41
- Varina: 104

2023 PART I VIOLENT CRIME BY MONTH

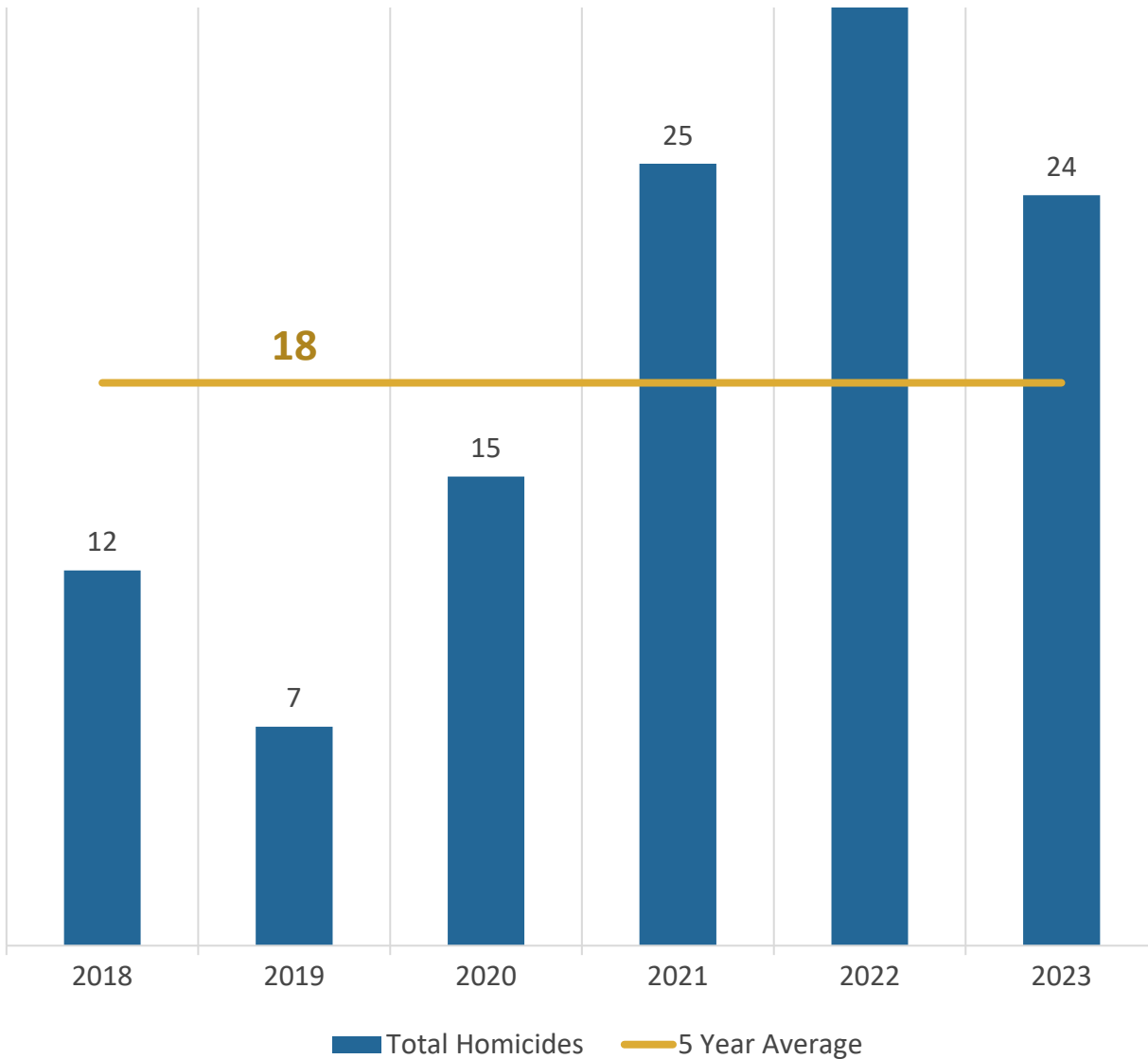


HENRICO.US/POLICE

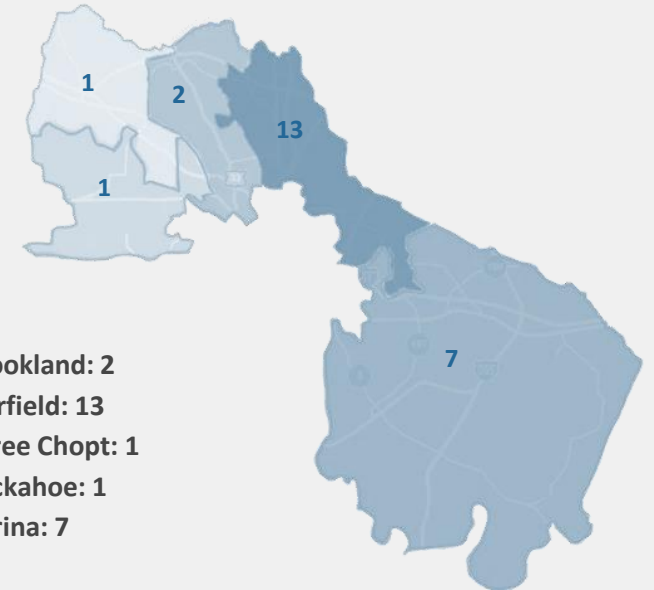


HOMICIDE

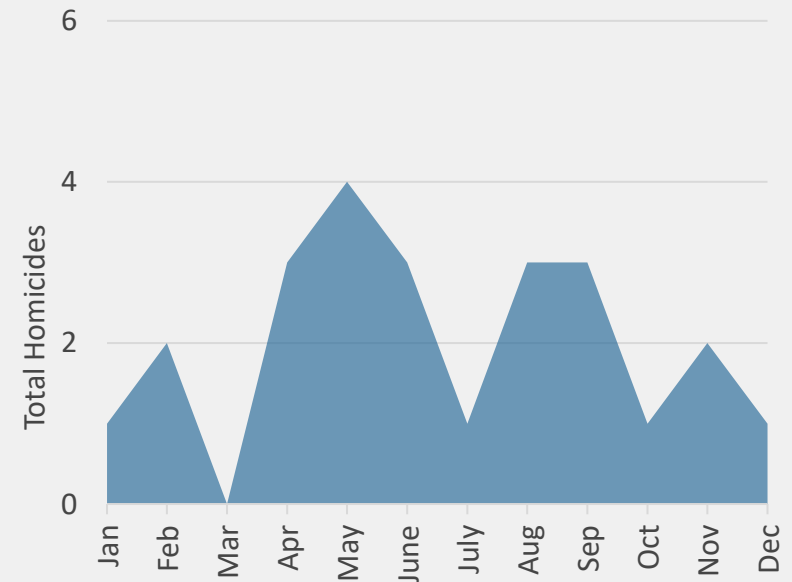
TOTAL HOMICIDES PER CALENDAR YEAR (2018-2023)
AND FIVE-YEAR AVERAGE COMPARISON
UNIFORM CRIME REPORT (UCR) METHOD



2023 HOMICIDES BY DISTRICT



2023 HOMICIDES BY MONTH



Source: Henrico Police Records Unit; Henrico Police Criminal Intelligence Unit Analysis | Annual data reports are run annually on January 10.

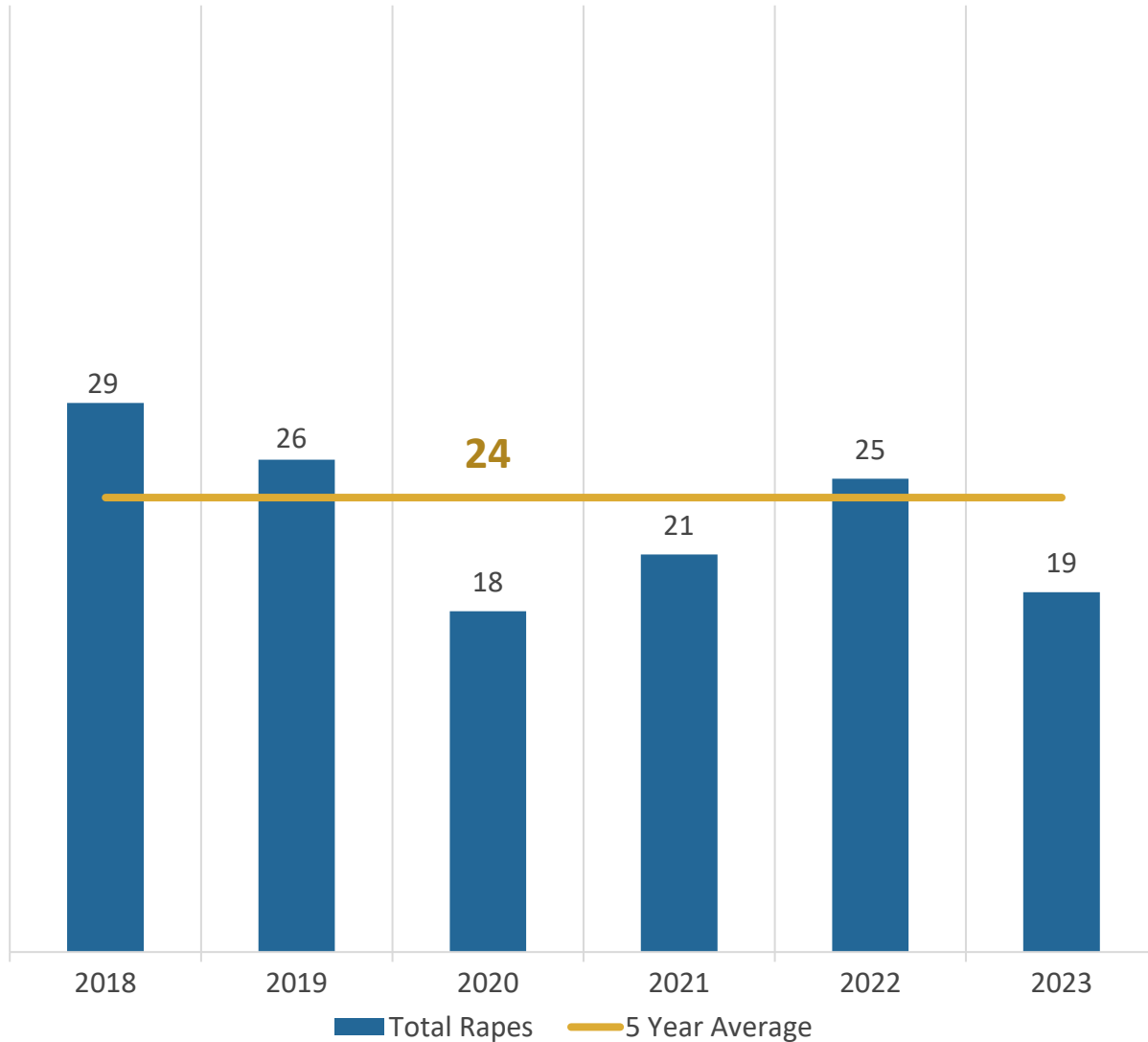




2023 HENRICO POLICE CRIME STATISTICS

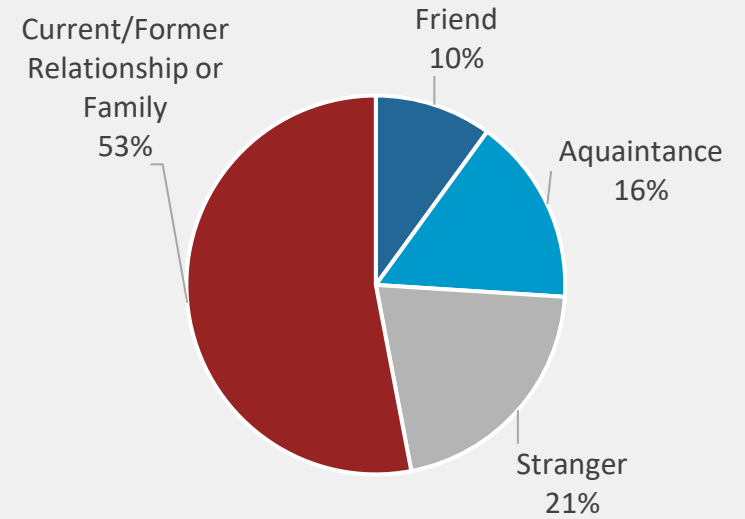
RAPE

TOTAL RAPES PER CALENDAR YEAR (2018-2023)
AND FIVE-YEAR AVERAGE COMPARISON
UNIFORM CRIME REPORT (UCR) METHOD

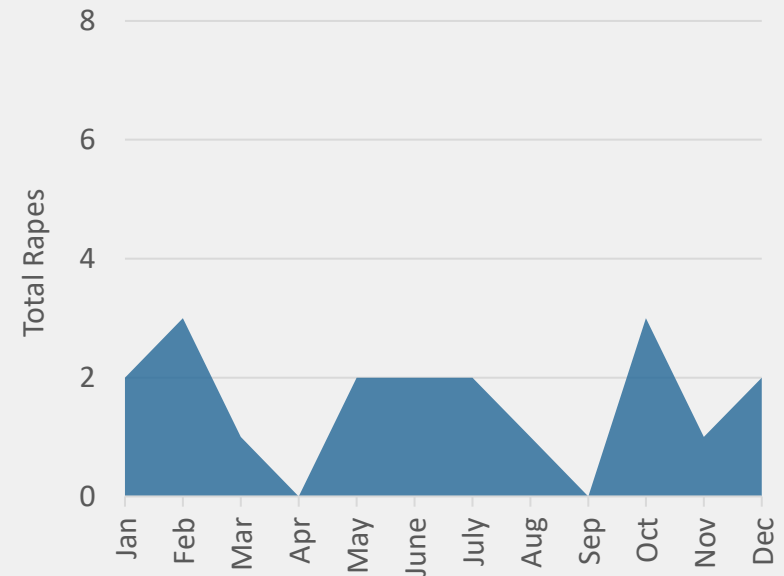


Source: Henrico Police Records Unit; Henrico Police Criminal Intelligence Unit Analysis | Annual data reports are run annually on January 10.

2023 RAPES VICTIM/OFFENDER RELATIONSHIPS



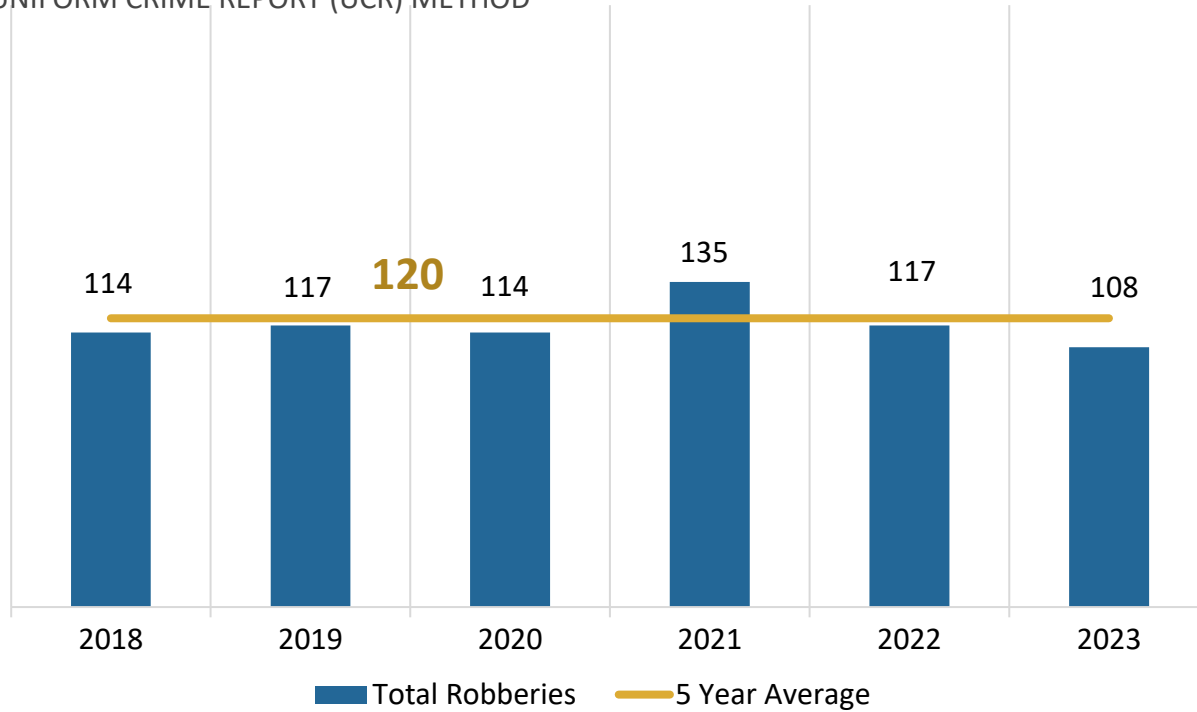
2023 RAPES BY MONTH





ROBBERY

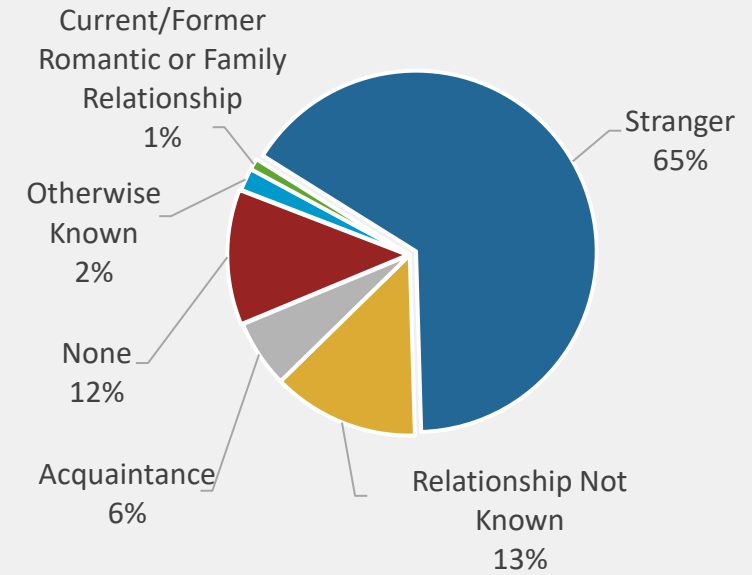
**TOTAL ROBBERIES PER CALENDAR YEAR (2018-2023)
AND FIVE-YEAR AVERAGE COMPARISON**
UNIFORM CRIME REPORT (UCR) METHOD



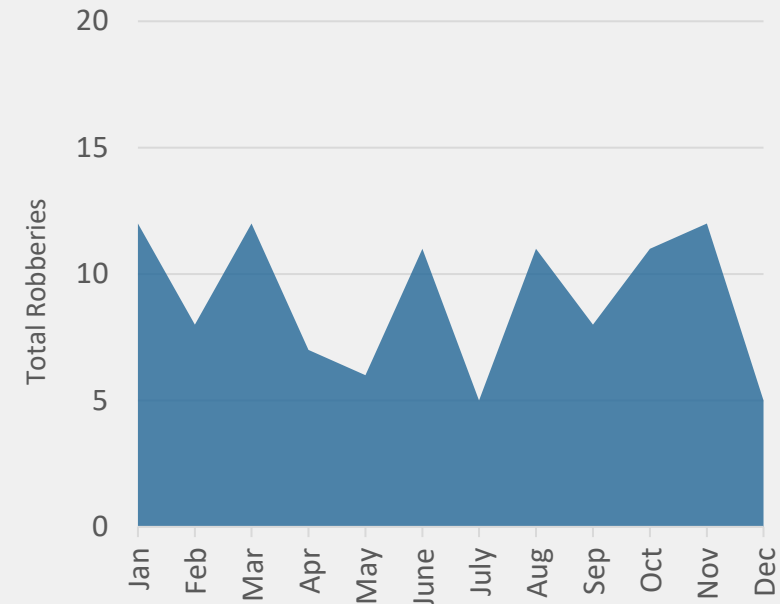
ROBBERIES BY VICTIM PER CALENDAR YEAR, 2018-2023

ROBBERY VICTIM	2018	2019	2020	2021	2022	2023
PERSON	88	88	83	86	78	66
COMMERCIAL	24	28	31	46	36	44
BANK	2	1	0	3	3	1

2023 ROBBERIES VICTIM/OFFENDER RELATIONSHIP



2023 ROBBERIES BY MONTH



Source: Henrico Police Records Unit; Henrico Police Criminal Intelligence Unit Analysis | Annual data reports are run annually on January 10.

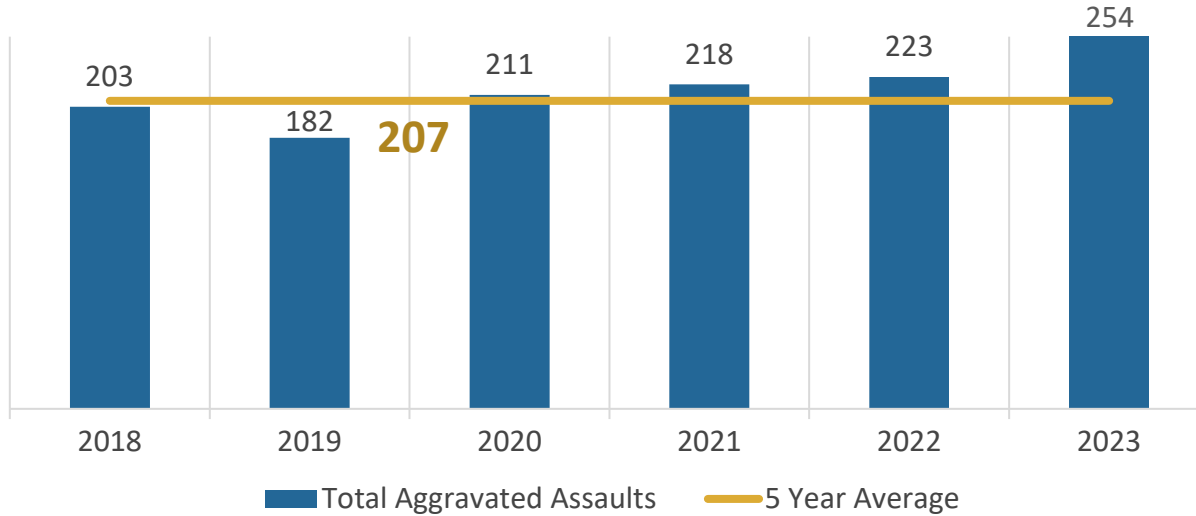




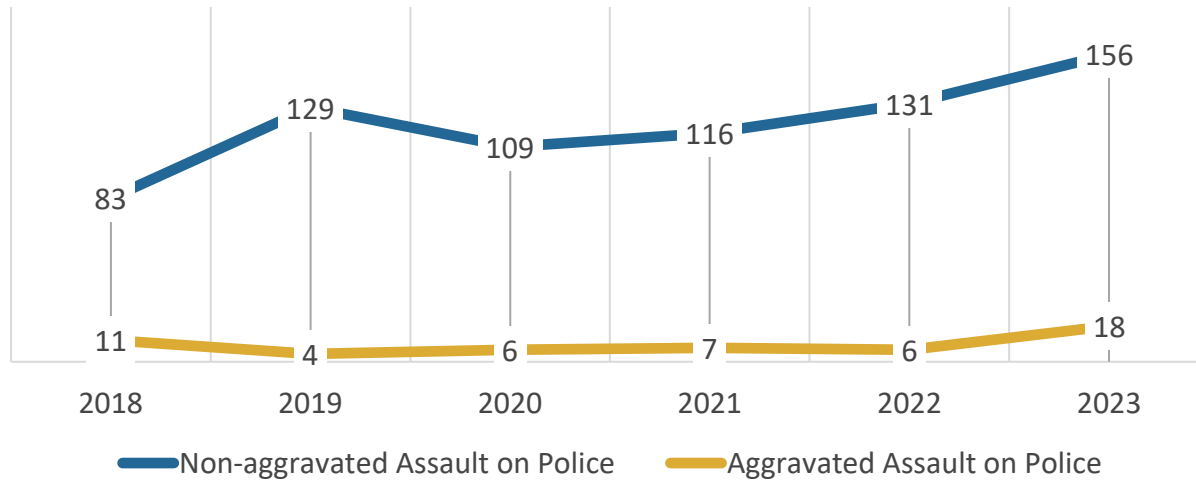
2023 HENRICO POLICE CRIME STATISTICS

AGGRAVATED ASSAULT

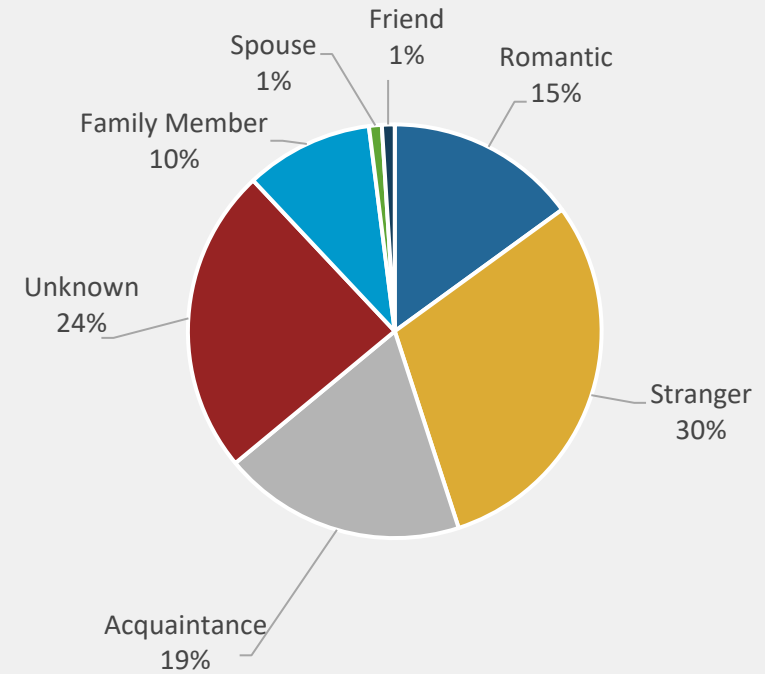
**TOTAL AGGRAVATED ASSAULTS PER CALENDAR YEAR (2018-2023)
AND FIVE-YEAR AVERAGE COMPARISON**
UNIFORM CRIME REPORT (UCR) METHOD



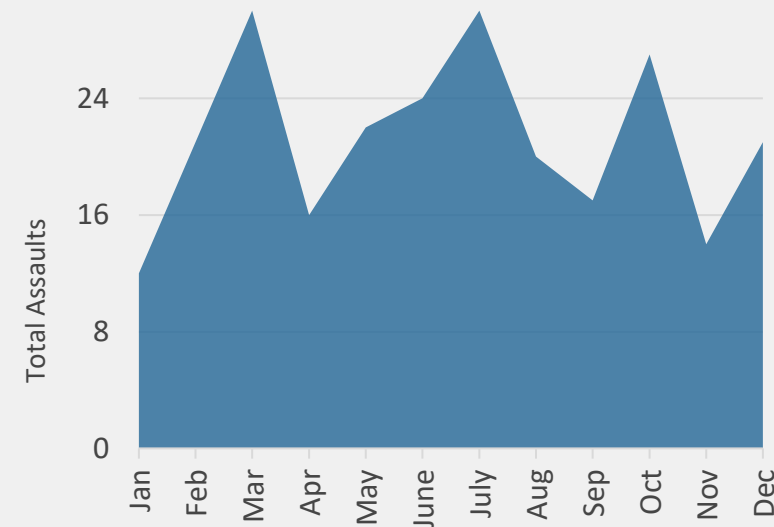
AGGRAVATED AND NON-AGGRAVATED ASSAULTS ON POLICE, 2018-2023
UNIFORM CRIME REPORT (UCR) METHOD



**2023 AGGRAVATED ASSAULTS VICTIM/OFFENDER
RELATIONSHIP**



2023 AGGRAVATED ASSAULTS BY MONTH



Source: Henrico Police Records Unit; Henrico Police Criminal Intelligence Unit Analysis | Annual data reports are run annually on January 10.





Non-Violent Crime

In 2023, Henrico saw a 7% decrease in total Part I Non-Violent Offenses from 2022, and a 1% decrease from the 5-year average.

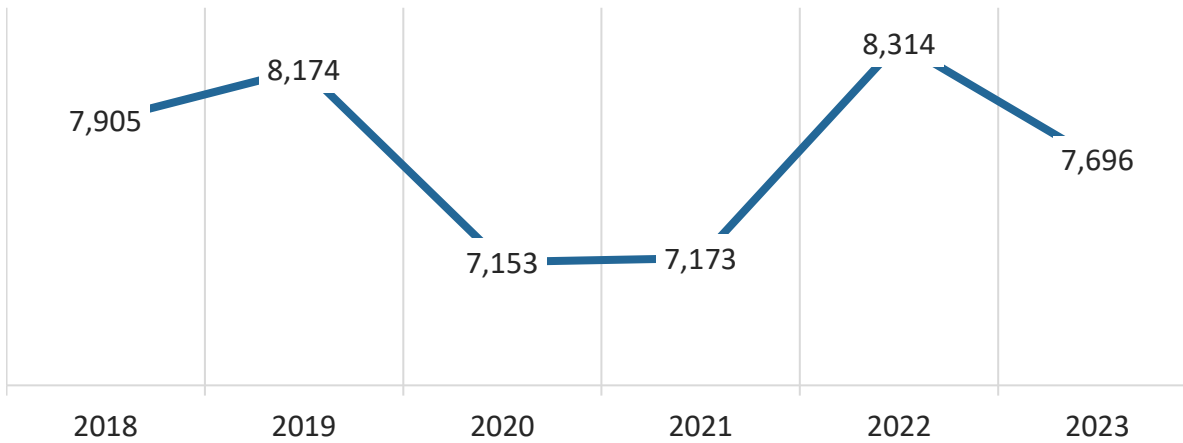
- There was a 13% decrease in burglaries from 2022 and a 2% decrease from the 5-year average.
- Compared to 2022, residential burglaries decreased 17%; toolshed burglaries decreased 38%; and commercial burglaries increased 8%.
- Auto thefts increased by 29% in 2023. Just over 67% of all actual stolen vehicles in Henrico County were Hyundai and Kia vehicles. There was an 38% increase from the 5-year average.
- While total larcenies decreased 3% from 2022, there was also a decrease in larcenies from autos (17%). The theft of catalytic converters had a major decrease at 75% reduction.
- 42% of completed larcenies from autos were from reported unlocked vehicles in 2023.
- **In 2023, 209 guns were stolen from vehicles; 69% were from reported unlocked vehicles.**



2023 HENRICO POLICE CRIME STATISTICS

PART I NON-VIOLENT CRIMES

TOTAL PART I NON-VIOLENT CRIME TREND, 2018-2023
UNIFORM CRIME REPORT (UCR) METHOD

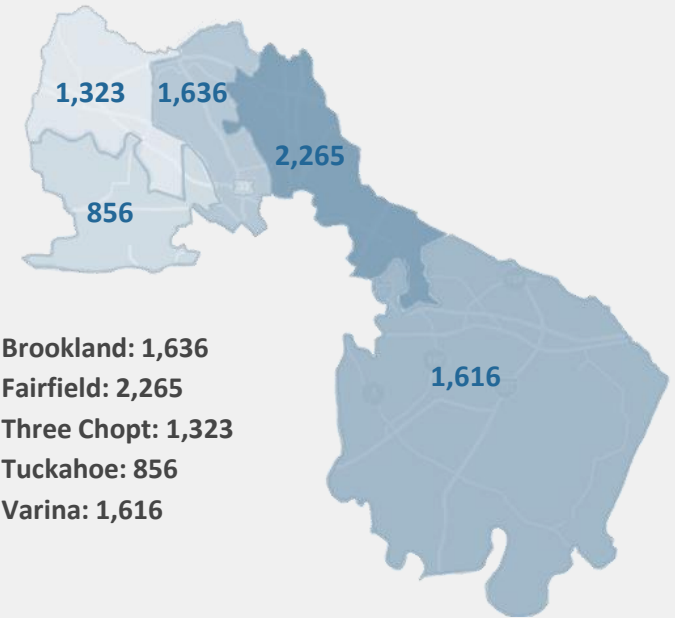


PART I NON-VIOLENT CRIMES (2018-2023) AND FIVE-YEAR AVERAGE
UNIFORM CRIME REPORT (UCR) METHOD

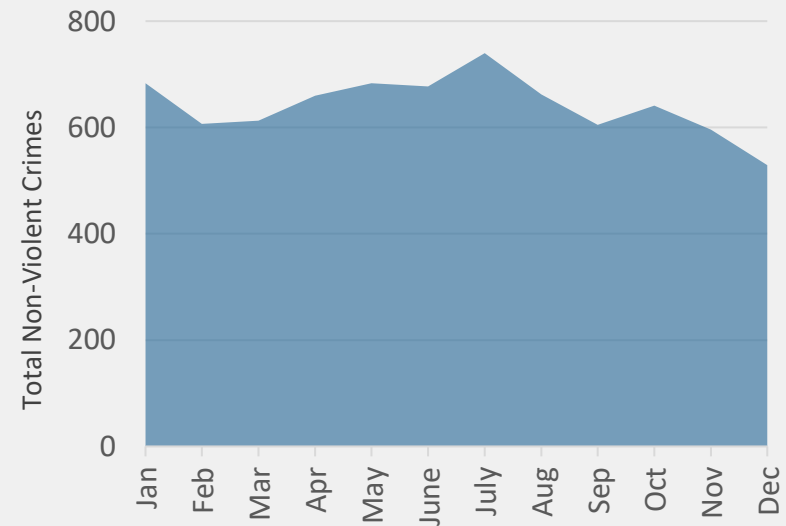
OFFENSE	2018	2019	2020	2021	2022	5YR AVG	2023	% CHANGE 5YR AVG
BURGLARY	578	484	324	290	408	417	356	-15%
LARCENY	6,734	7,177	6,304	6,381	7,324	6,784	6,589	-3%
AUTO THEFT	560	496	497	461	552	513	710	38%
ARSON*	33	17	28	41	30	30	41	37%
TOTAL	7,905	8,174	7,153	7,173	8,314	7,744	7,696	-1%

* - The Division of Fire is the investigating authority.

2023 PART I NON-VIOLENT CRIME BY DISTRICT



2023 PART I NON-VIOLENT CRIME BY MONTH

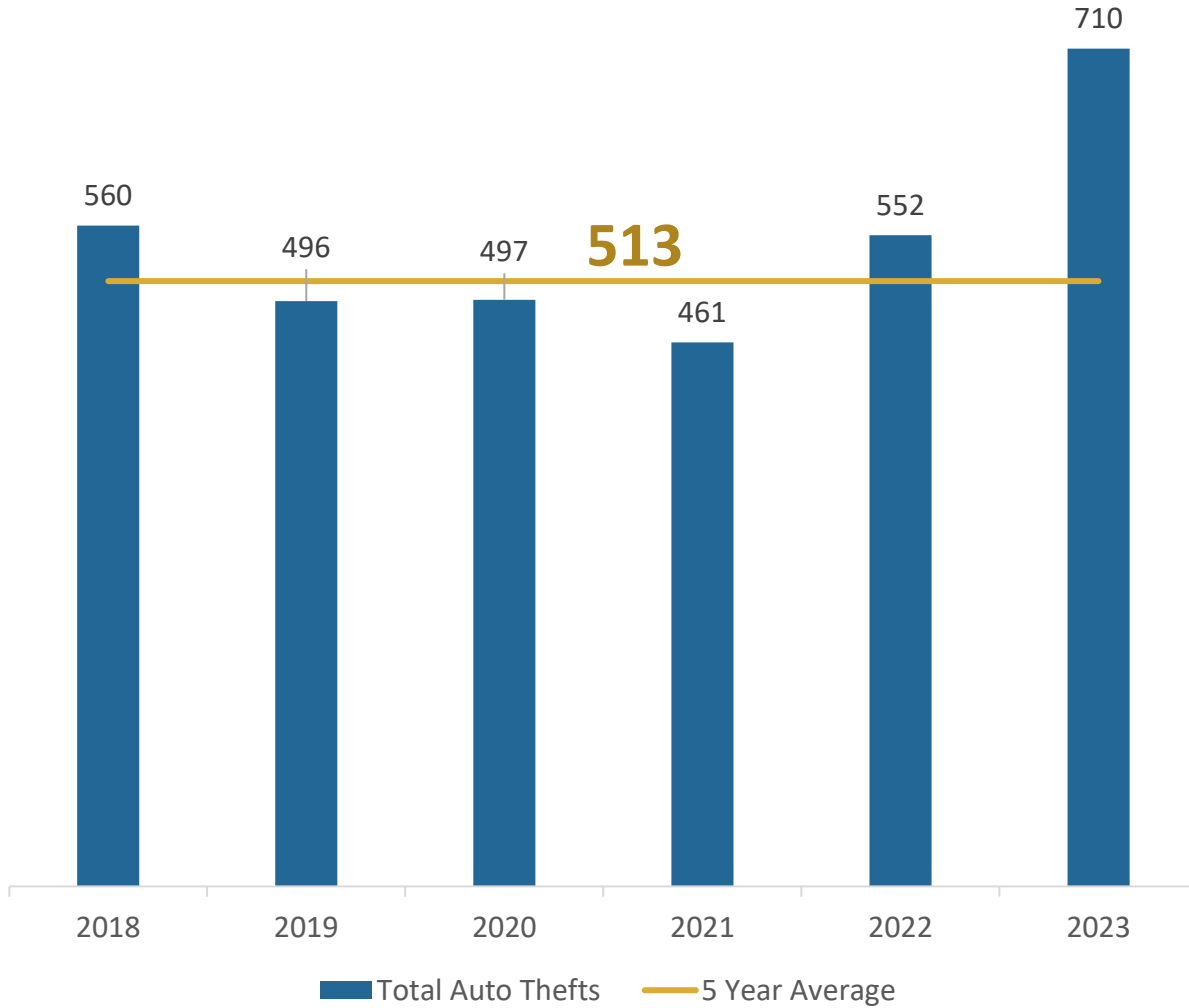




2023 HENRICO POLICE CRIME STATISTICS

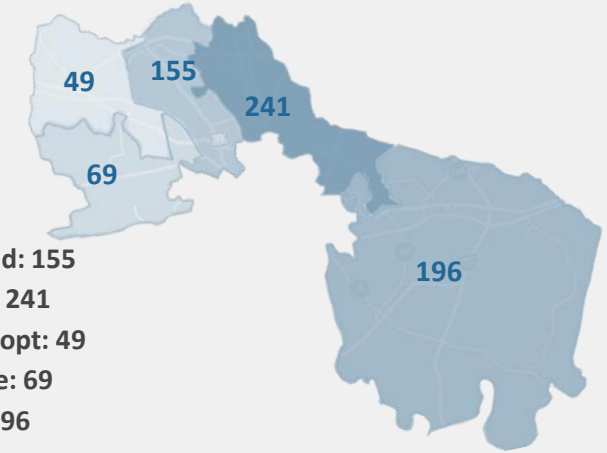
AUTO THEFT

TOTAL AUTO THEFTS PER CALENDAR YEAR (2018-2023)
AND FIVE-YEAR AVERAGE COMPARISON
UNIFORM CRIME REPORT (UCR) METHOD

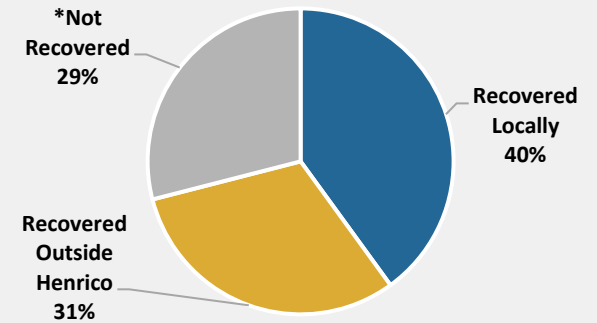


Source: Henrico Police Records Unit; Henrico Police Criminal Intelligence Unit Analysis | Annual data reports are run annually on January 10.

2023 AUTO THEFT BY DISTRICT

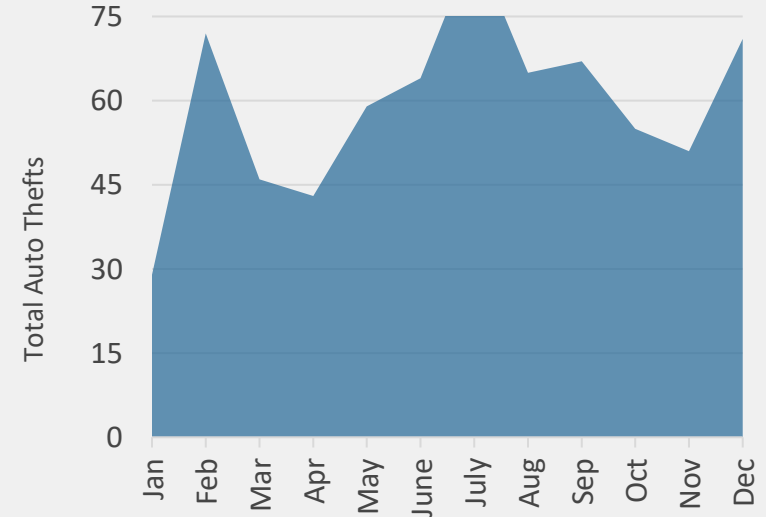


2023 RECOVERY OF STOLEN VEHICLES



*Vehicles not recovered as of on January 10, 2024

2023 AUTO THEFTS BY MONTH

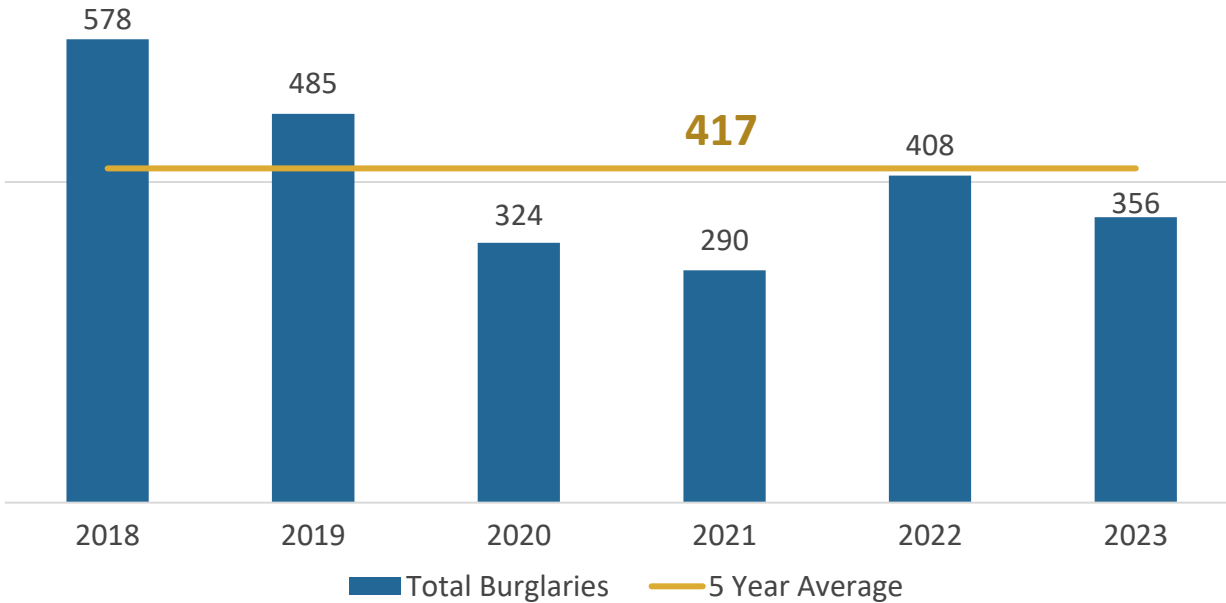




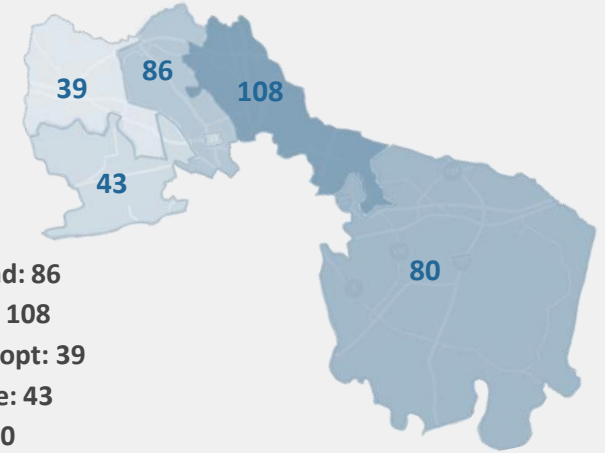
2023 HENRICO POLICE CRIME STATISTICS

BURGLARY

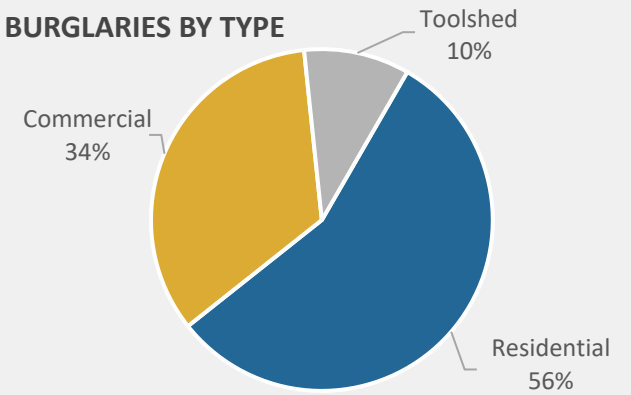
TOTAL BURGLARIES PER CALENDAR YEAR (2018-2023)
AND FIVE-YEAR AVERAGE COMPARISON
UNIFORM CRIME REPORT (UCR) METHOD



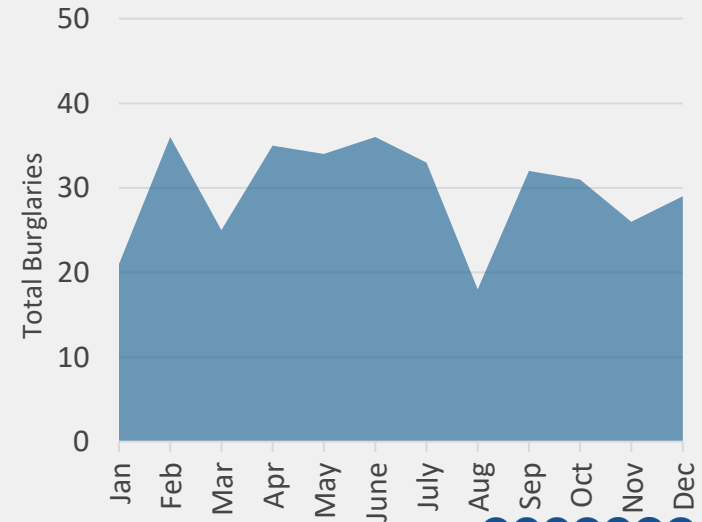
2023 BURGLARY BY DISTRICT



2023 BURGLARIES BY TYPE



2023 BURGLARIES BY MONTH



Source: Henrico Police Records Unit; Henrico Police Criminal Intelligence Unit Analysis | Annual data reports are run annually on January 10.

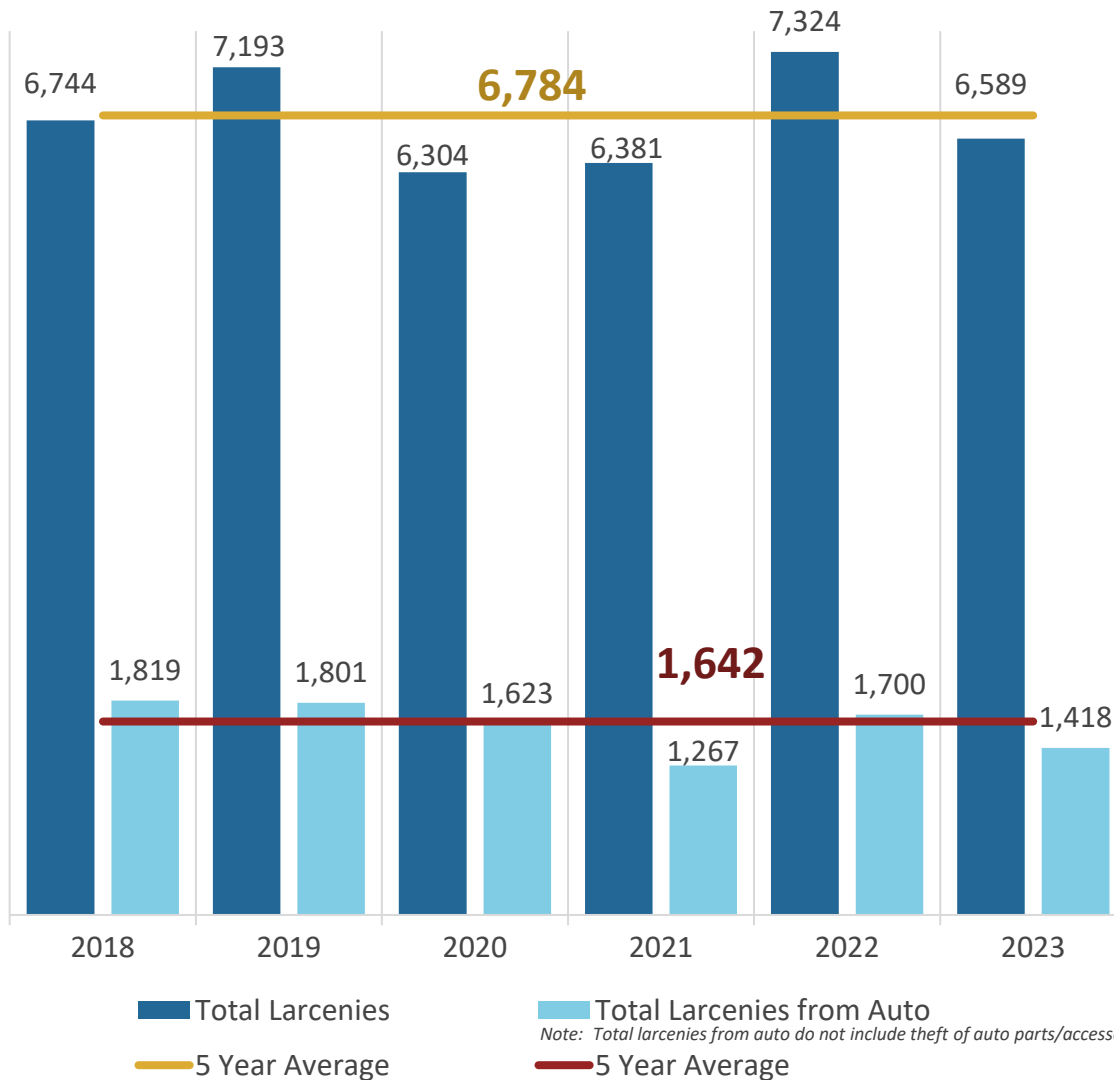




2023 HENRICO POLICE CRIME STATISTICS

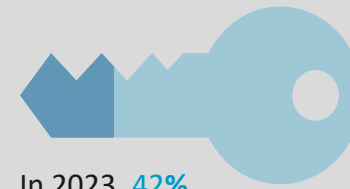
LARCENY

TOTAL LARCENIES PER CALENDAR YEAR (2018-2023)
AND FIVE-YEAR AVERAGE COMPARISON
UNIFORM CRIME REPORT (UCR) METHOD




Source: Henrico Police Records Unit; Henrico Police Criminal Intelligence Unit Analysis | Annual data reports are run annually on January 10.

2023 LARCENIES FROM UNLOCKED AUTOS



In 2023, **42%** of larcenies from autos were from reported **unlocked vehicles.**



In 2023, **209 guns** were stolen from vehicles; **69%** were from **unlocked vehicles.**



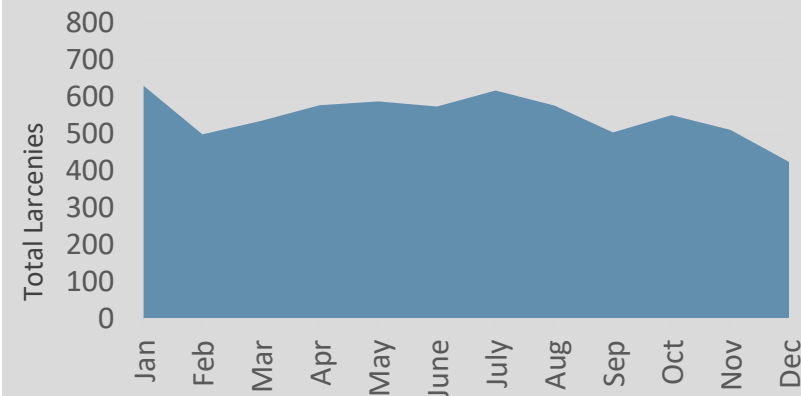
In 2023, a firearm was stolen from a vehicle on average every **42 hours** or once every **two (2) days.**

Catalytic Converters Stolen/Attempted in 2023



Note: The Police Division began tracking theft of catalytic converters in 2021.

2023 TOTAL LARCENIES BY MONTH





Criminal Offenses

In 2023, Henrico saw a decrease in firearm offenses* and a decrease in drug overdoses compared to 2022.

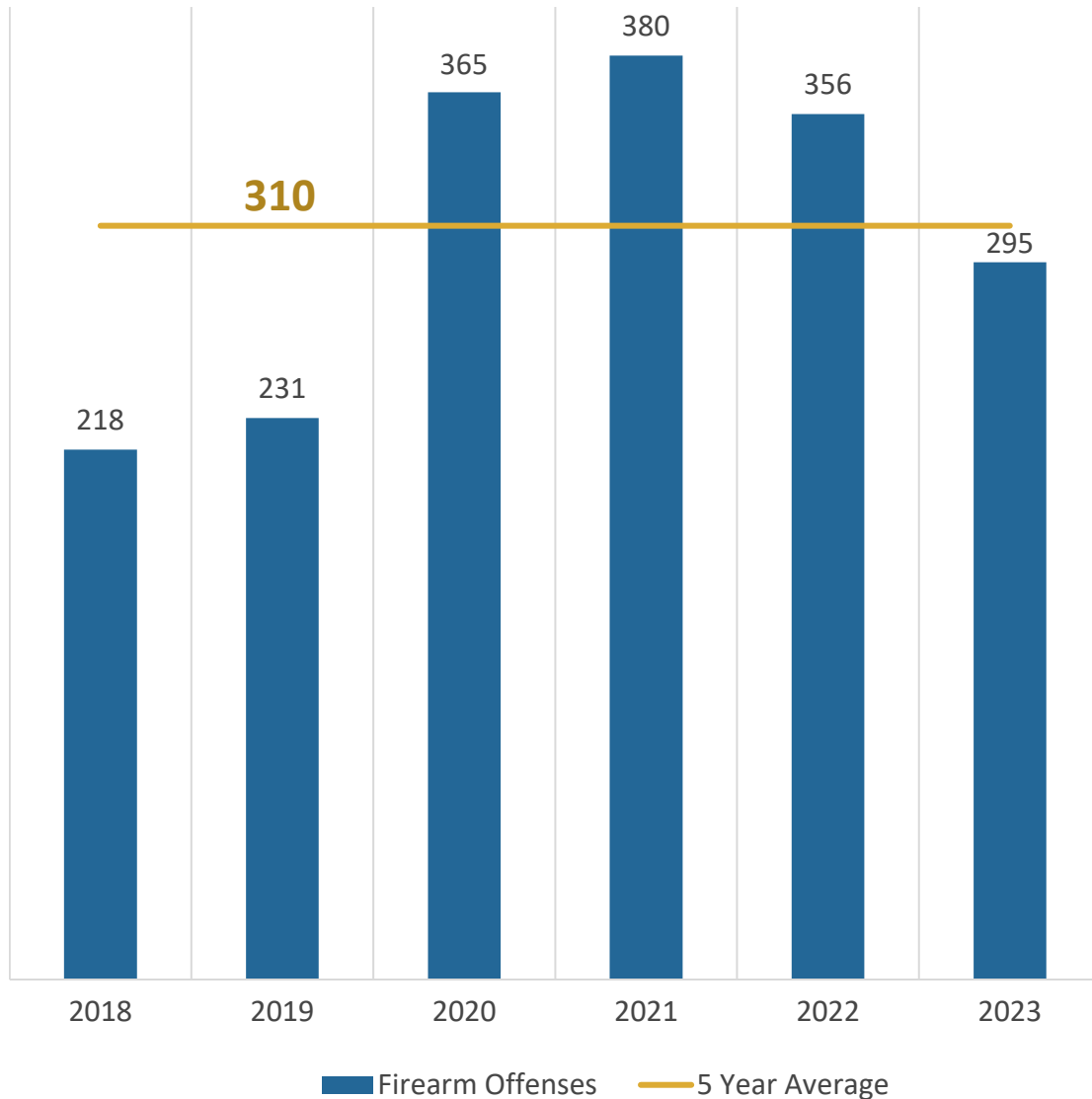
- Total firearm offenses decreased 19% from 2022 and decreased 6% from the 5-year average.
- There was a 16% decrease in total drug overdoses from 2022 to 2023; an 11% decrease in total non-fatal overdoses and a 40% decrease in fatal overdoses.
- As in past years, most drug overdoses (89%) in 2023 were from heroin and opioids.
- Repeat overdose victims accounted for 27% of all overdose victims in 2023.
- Compared to 2022, felony arrests decreased 1% and misdemeanor arrests increased by 1%.

*Firearm offenses include assault by gun, vandalism by firearm, discharging firearm, and shooting into an occupied dwelling.



SELECTED FIREARM OFFENSES

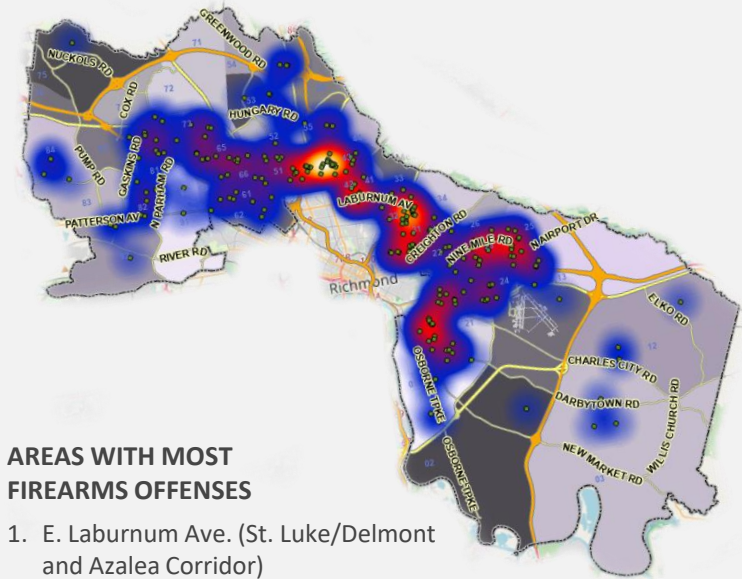
TOTAL FIREARM OFFENSES* PER CALENDAR YEAR (2018-2023)
AND FIVE-YEAR AVERAGE COMPARISON
UNIFORM CRIME REPORT (UCR) METHOD



* Firearm offenses include assault by gun, vandalism by firearm, discharging firearm and shooting into an occupied dwelling.

Source: Henrico Police Records Unit; Henrico Police Criminal Intelligence Unit Analysis | Data reports are run annually on January 10.

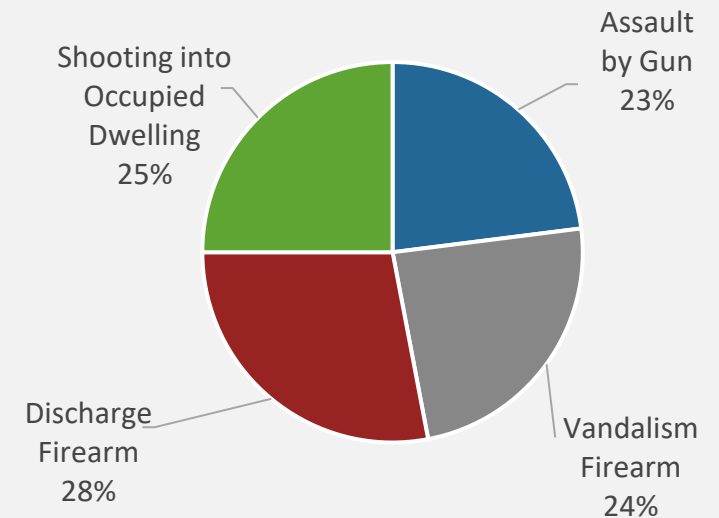
2023 FIREARM OFFENSES DENSITY MAP



AREAS WITH MOST FIREARMS OFFENSES

1. E. Laburnum Ave. (St. Luke/Delmont and Azalea Corridor)
2. Mechanicsville Tnpk/Laburnum Ave.
3. Newbridge/Nine Mile Road area

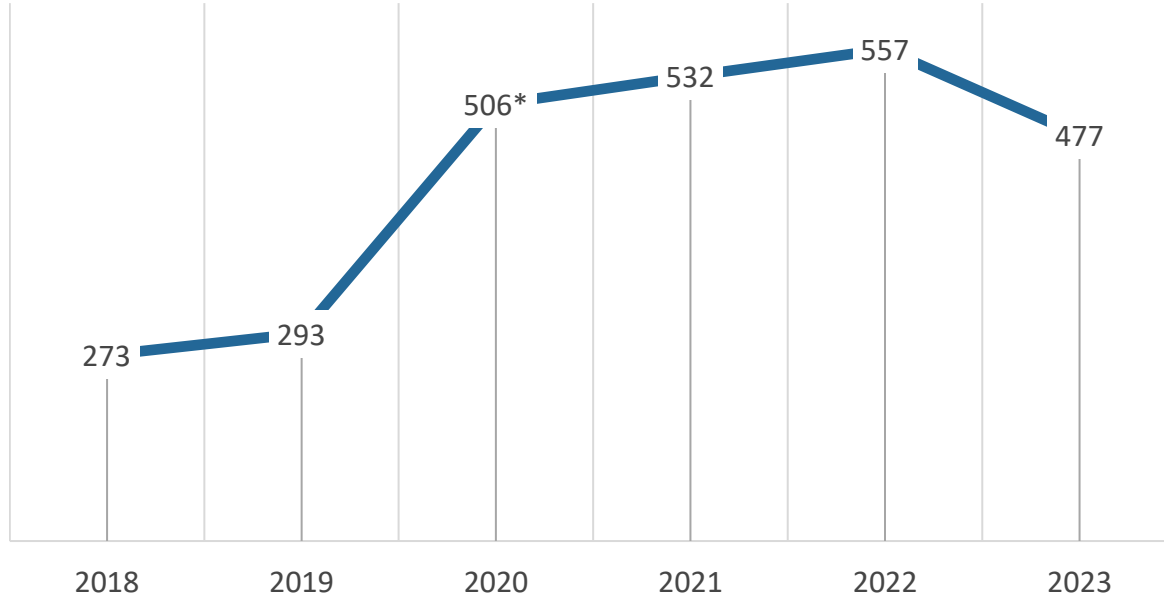
2023 FIREARM OFFENSES BY TYPE





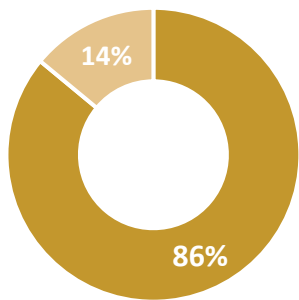
DRUG OVERDOSES

TOTAL DRUG OVERDOSES, 2018-2023
UNIFORM CRIME REPORT (UCR) METHOD



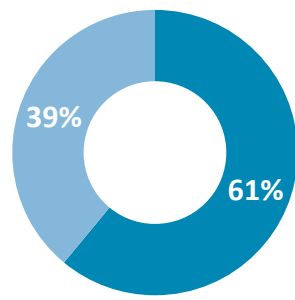
* Division analysis changed in 2019 allowing increased focus on all drug overdoses.

2023 OVERDOSE LETHALITY



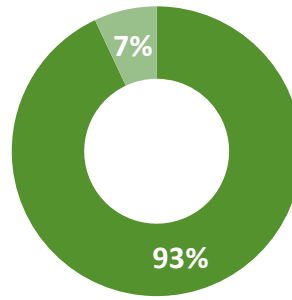
■ Non-Fatal ■ Fatal

2023 OVERDOSES BY RESIDENT



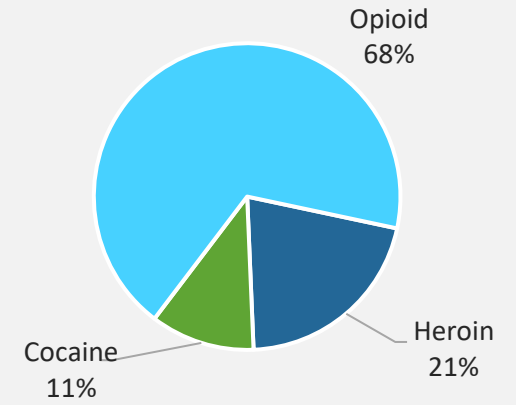
■ Resident ■ Non Resident

2023 REPEAT OVERDOSE VICTIM FATALITY

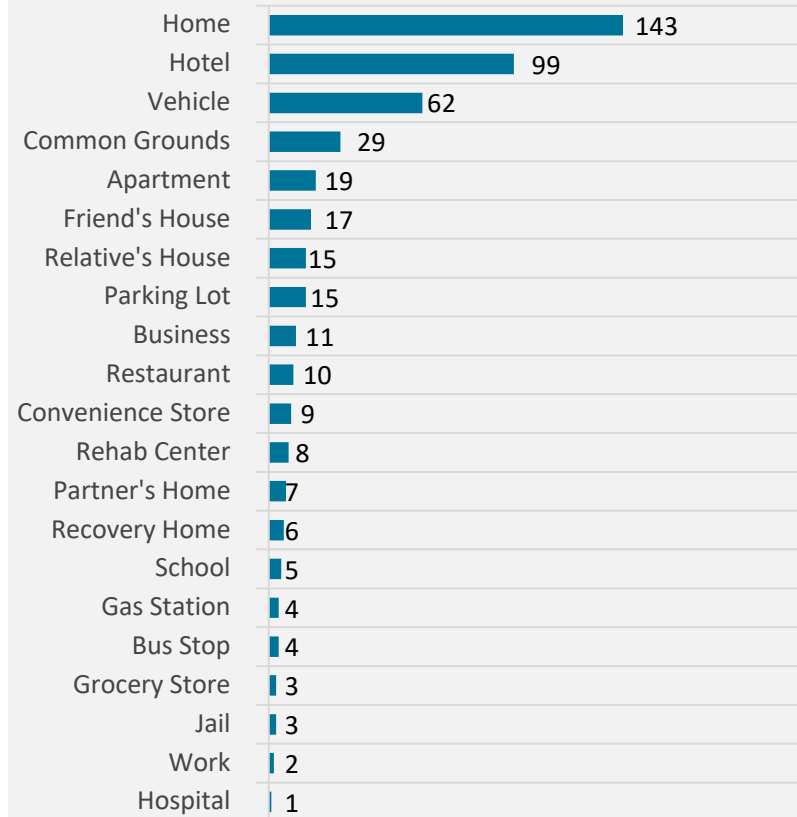


■ Non Fatal ■ Fatal

2023 DRUG OVERDOSES BY DRUG TYPE



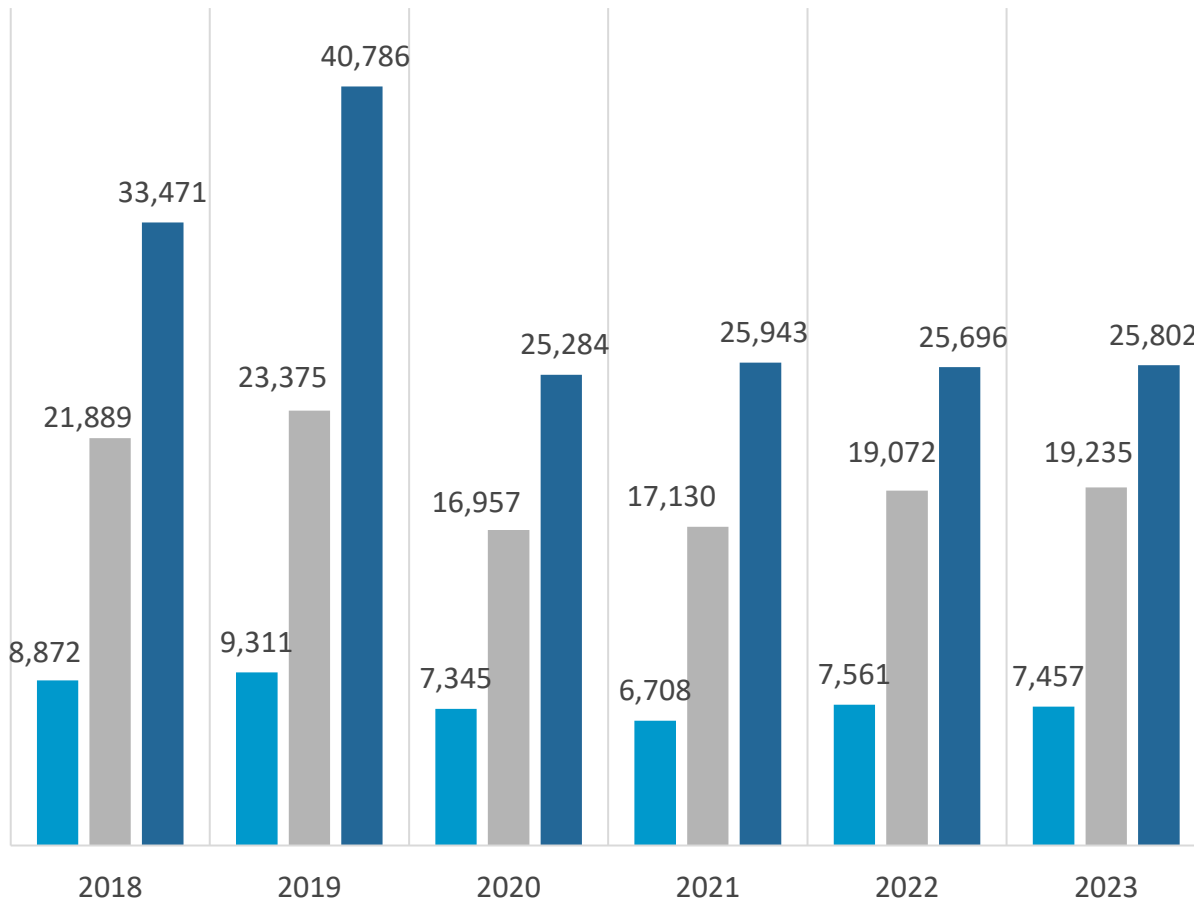
2023 DRUG OVERDOSES BY LOCATION





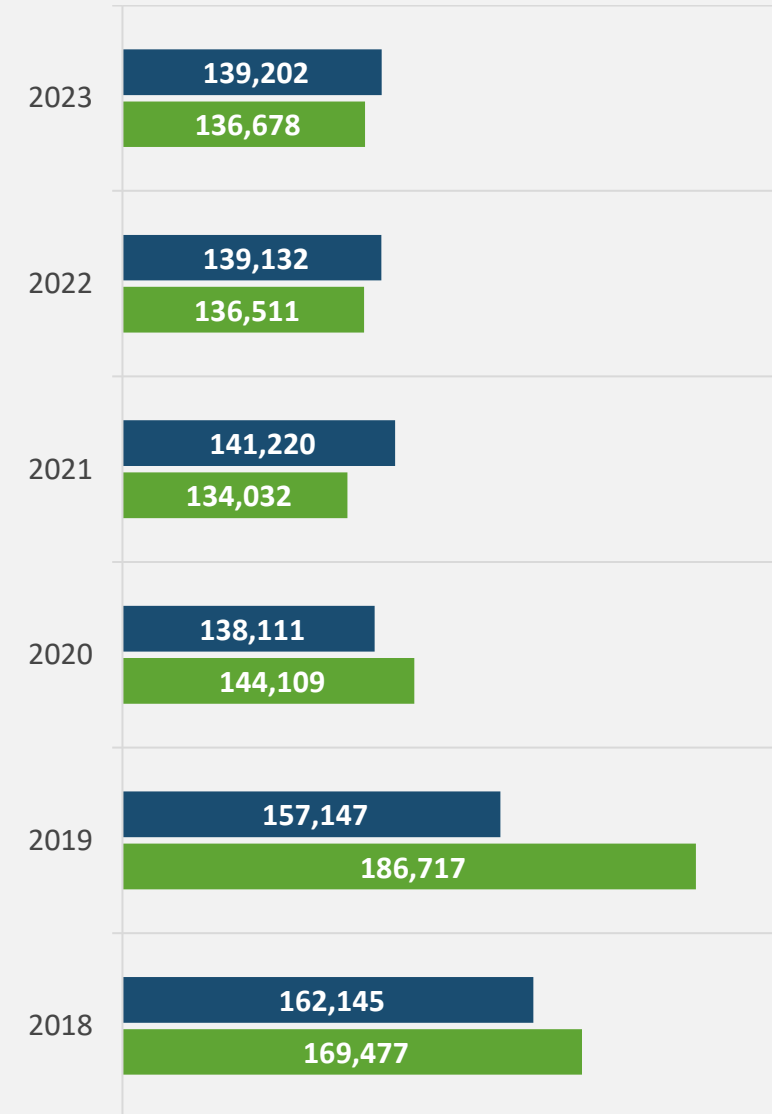
POLICE ACTIVITY

TOTAL CHARGES BY TYPE, 2018-2023



■ Felony ■ Misdemeanor ■ Infraction

TOTAL CALLS FOR SERVICE AND POLICE MARKOUTS, 2018-2023



■ Calls for Service ■ Mark-outs





Emergency Communications

The Henrico Department of Emergency Communications made and received 523,074 calls. **That equates to 1,433 calls every day; 60 calls every hour; and nearly 1 call every minute.**

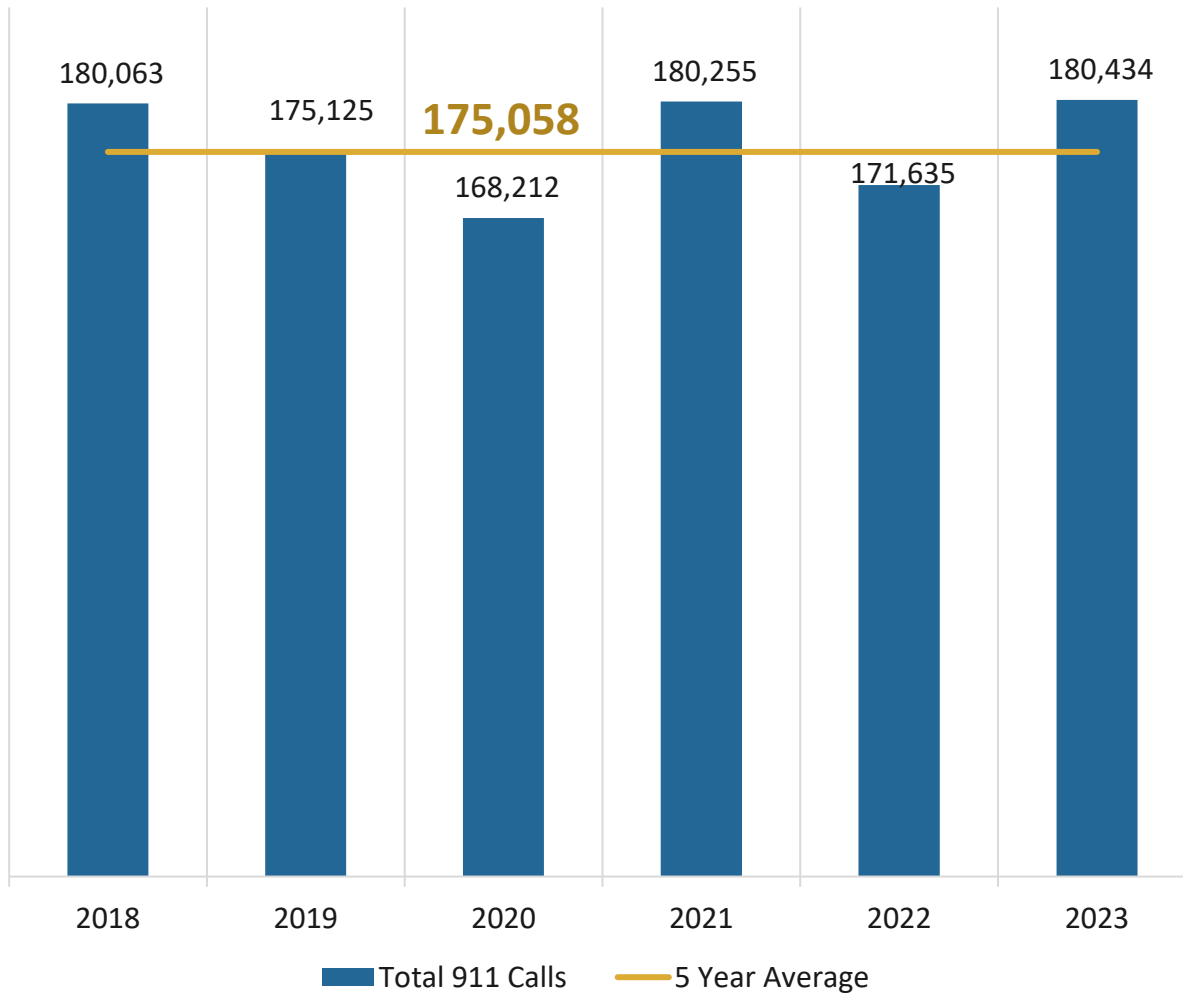
- Text to 911 messages increased by 13%



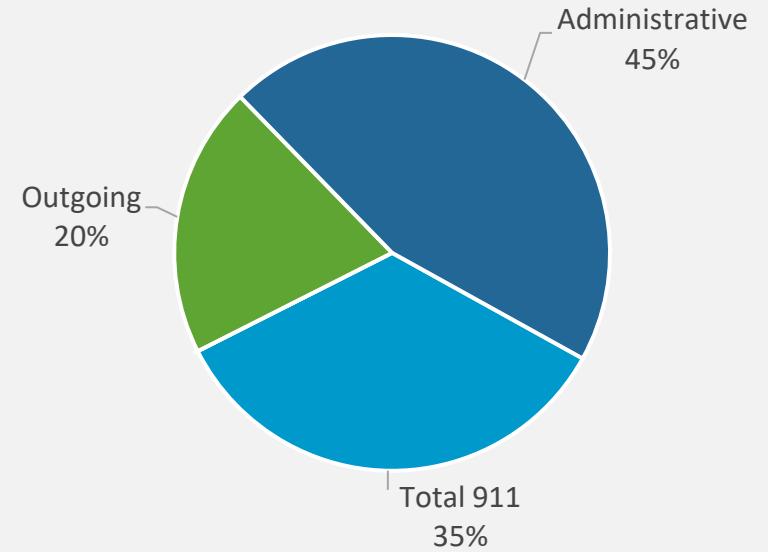
2023 HENRICO POLICE CRIME STATISTICS
EMERGENCY COMMUNICATIONS

523,074
HENRICO'S 911 EMERGENCY COMMUNICATIONS CENTER'S TOTAL INCOMING AND OUTGOING CALLS IN 2023

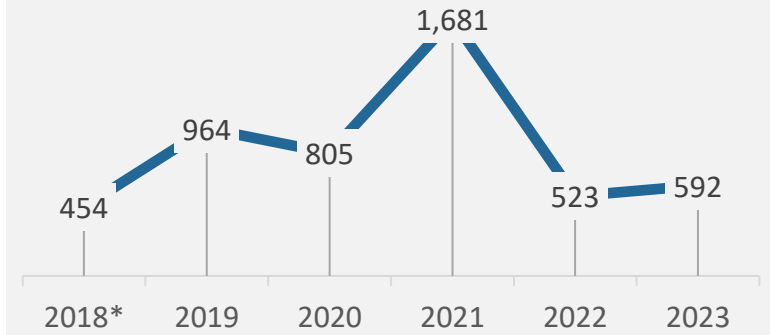
TOTAL 911 CALLS PER CALENDAR YEAR (2018-2023) AND FIVE-YEAR AVERAGE COMPARISON



2023 TOTAL CALLS (INCOMING/OUTGOING) BY TYPE



TEXT TO 911 MESSAGES, 2018-2023



*Text to 911 went live Monday, June 4, 2018.

Source: Henrico Department of Emergency Communications





2023 HENRICO POLICE CRIME STATISTICS
Traffic Crashes & Charges

ERIC D. ENGLISH, CHIEF OF POLICE

Published March 8, 2024

January 1, 2023-December 31, 2023



HENRICO.US/POLICE



Traffic Crashes & Charges

In 2023, Henrico experienced a negligible increase in total reportable traffic crashes compared to 2022.

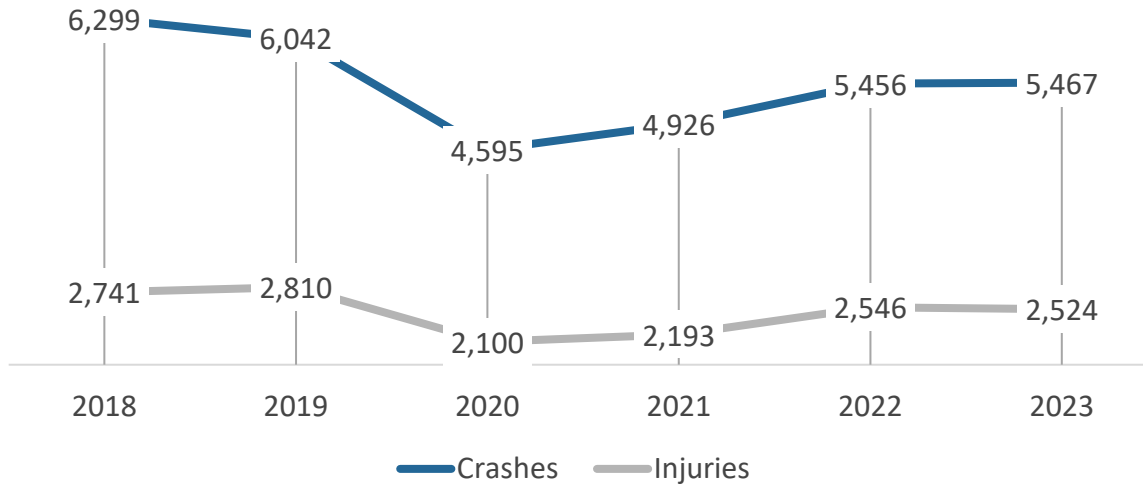
- There was a 10% increase in DUI arrests from 2022, and an 18% decrease from the 5-year average.
- There was a 2% increase in traffic-related charges from to 2022, and an 11% decrease from the 5-year average.
- Traffic fatalities increased from 31 in 2022 to 33 in 2023 with pedestrian fatalities increasing by 13% (9 in 2023).



2023 HENRICO POLICE CRIME STATISTICS

TRAFFIC CRASHES

REPORTABLE TRAFFIC CRASHES AND INJURIES, 2018-2023



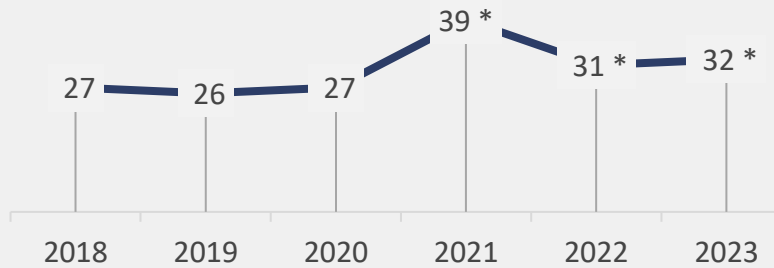
TOP 10 REPORTABLE TRAFFIC CRASH LOCATIONS 2023

*Preliminary Virginia DMV crash data as of Feb. 29, 2024

Rank	Intersection/Location	Reportable Crashes
1	Staples Mill Road & Dickens Road	30
2	Mechanicsville Turnpike & Crump Street	28
3	W. Broad Street & Brownstone Boulevard/Access	27
4	Staples Mill Road & E. Parham Road	26
5	W. Broad Street & Pump Road/Pouncey Tract Road	24
6	Three Chopt Road & Gaskins Road	24
7	S. Airport Drive & Audubon Drive	19
8	Laburnum Avenue & Gay Avenue	19
9	N. Parham Road & Patterson Avenue	18
10	West Broad Street & Tom Leonard Drive	18

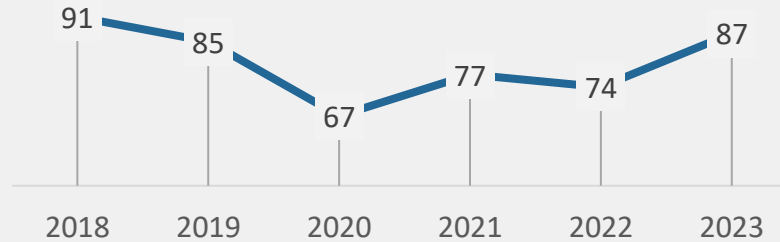
Source: Henrico Police Records Unit; Henrico Police Criminal Intelligence Unit Analysis | Data reports are run annually on January 10

TRAFFIC FATALITY CRASHES, 2018-2023

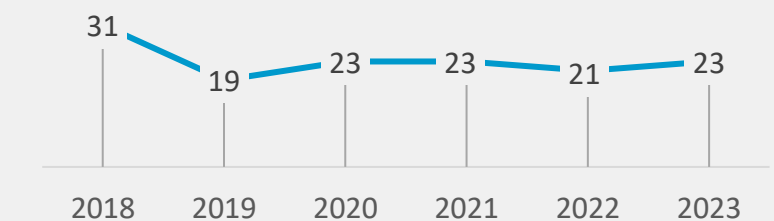


*- In 2023 there were 32 fatality crashes resulting in 33 fatalities.
 *- In 2022 there were 31 fatality crashes resulting in 32 fatalities.
 *- In 2021 there were 39 fatality crashes resulting in 42 fatalities

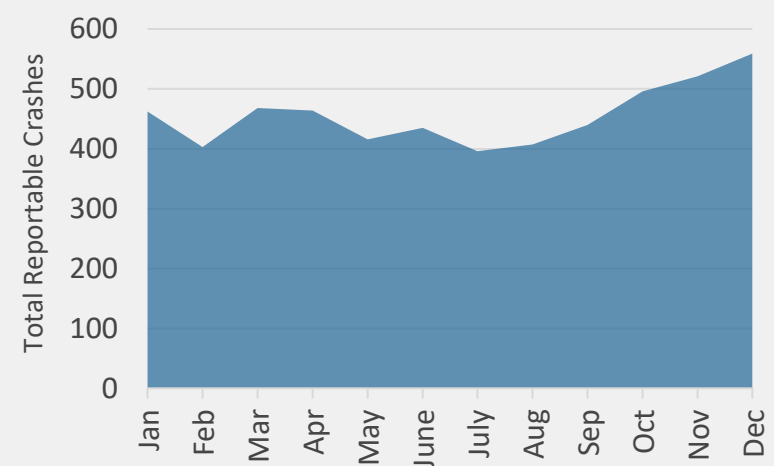
TRAFFIC CRASHES INVOLVING PEDESTRIANS, 2018-2023



TRAFFIC CRASHES INVOLVING BICYCLISTS, 2018-2023



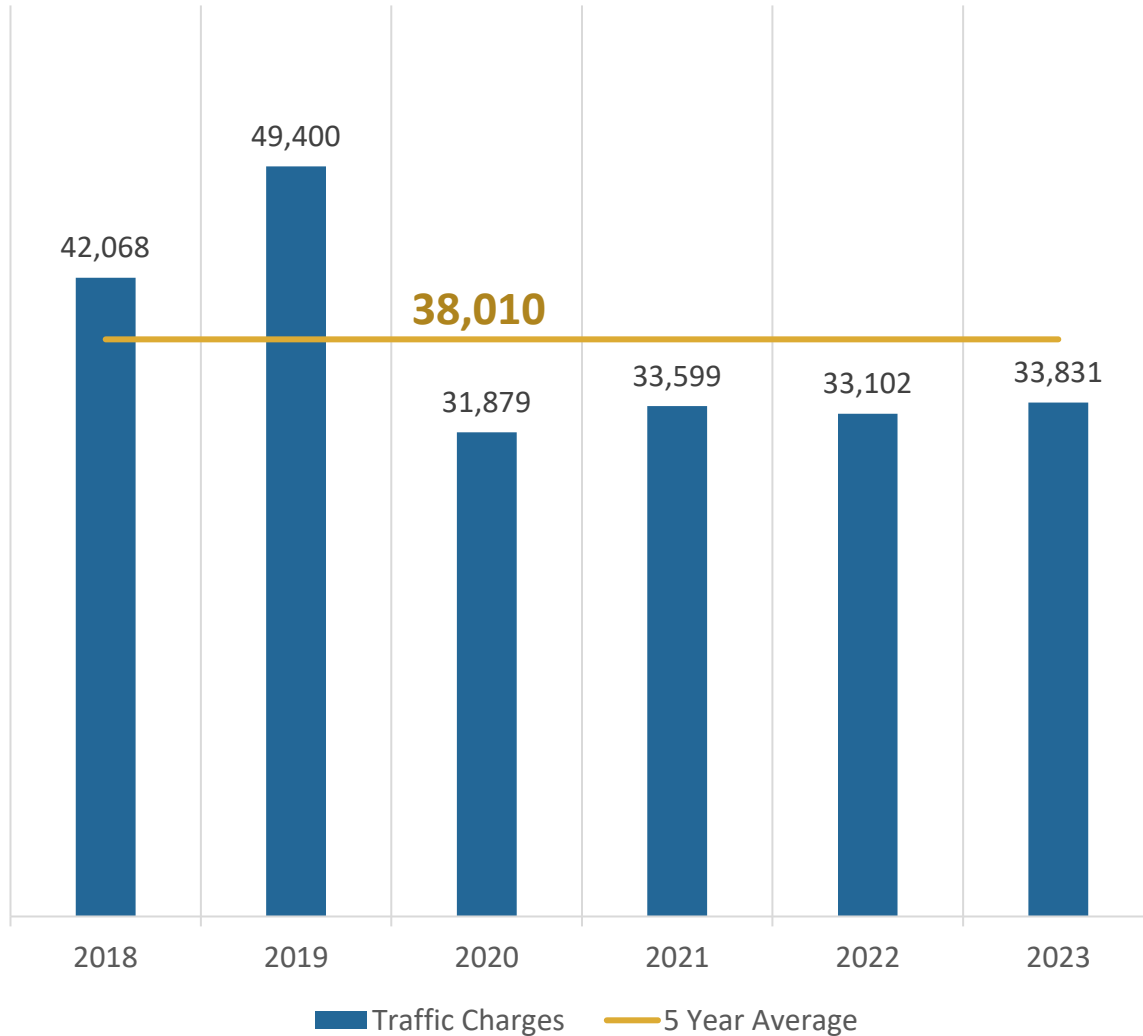
2023 TRAFFIC CRASHES BY MONTH





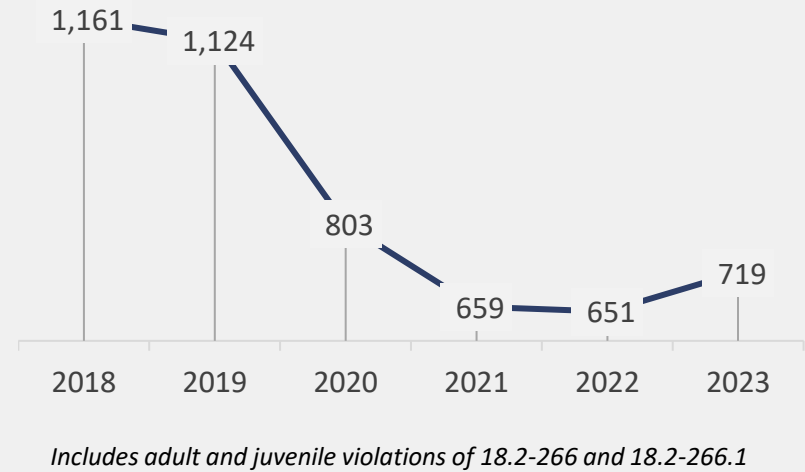
TRAFFIC CHARGES AND ARRESTS

TOTAL TRAFFIC CHARGES PER CALENDAR YEAR (2018-2023) AND FIVE-YEAR AVERAGE COMPARISON



Traffic charges data from UCR code 2700; includes infractions, misdemeanors and felonies.

DUI CHARGES PER CALENDAR YEAR, 2018-2023



TRAFFIC CHARGES & ARRESTS

In 2023, there was a 10% increase in DUI arrests from 2022, and an 18% decrease from the five-year average.

In 2023, there was a 2% increase in traffic-related charges from 2022, and an 11% increase from the five-year average.





2023 HENRICO POLICE CRIME STATISTICS

County Wide Crime & Demographic Data

ERIC D. ENGLISH, CHIEF OF POLICE

Published March 8, 2024

January 1, 2023-December 31, 2023



HENRICO.US/POLICE



TOTAL PART I CRIMES

The Guiding Principle of Henrico Police is to treat everyone with respect, compassion and dignity. **We are committed to policing our community fairly and impartially.**

The following data compares county-wide and magisterial district population demographics to the demographic composition of those arrested, charged or stopped (traffic) by Henrico Police. Statistics include race, ethnicity, gender, and residency status (of Henrico County) for Custodial Arrests, Traffic Stops and Criminal Charges that occurred January 1, 2023, through December 31, 2023. While this data is representative, it is not exhaustive.

County-Wide Crime and Demographic Data

The following charts provide a visual synopsis of the data found in the 2023 Demographic and Residency Reports for Criminal and Traffic Offenses.

2023 INSIGHTS

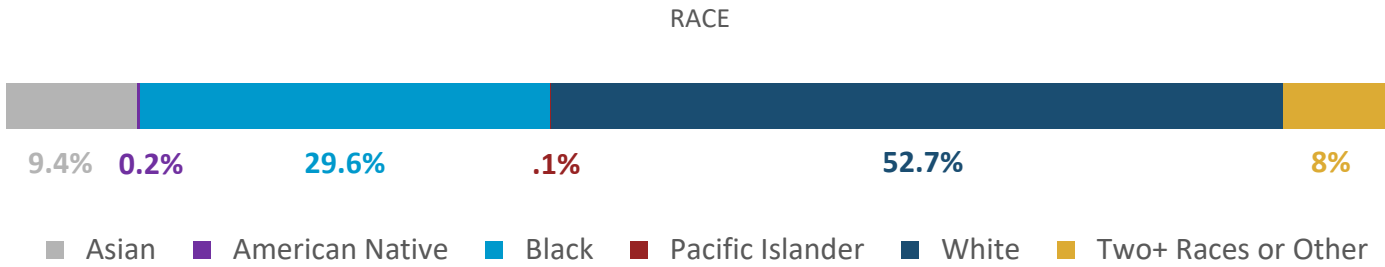
- 46% of all custodial and criminal summons arrestees were not Henrico County residents.
- 67% of all custodial and criminal summons arrestees were male.
- 60% of total arrestees and criminal summonses identified as Black; 37% identified as White; and .1% identified as Asian.
- Over half (51%) of the traffic warnings were given to individuals residing outside Henrico County.




2023 HENRICO POLICE CRIME STATISTICS

COUNTY-WIDE DEMOGRAPHICS & RESIDENCY


COUNTY-WIDE POPULATION DEMOS



ETHNICITY



GENDER



RACE, RESIDENCY AND GENDER OF PEOPLE ARRESTED, CHARGED OR ADVISED BY HENRICO POLICE, 2023

Category	Resident						Non-Resident						Gender <i>Resident and Non-Resident</i>		
	Asian	American Native	Black	Pacific Islander	White	Two+ Races or Other	Asian	American Native	Black	Pacific Islander	White	Two+ Races or Other	Male	Female	Unknown
CUSTODIAL ARRESTEES	.7%	.1%	32%	.01%	20.8%	.6%	.2%	.01%	28.2%	.1%	16.8%	.7%	72%	28%	.1%
CRIMINAL SUMMONS ARRESTEES	.7%		30.5%	.1%	21.1%	.8%	.4%	.1%	29.5%	.1%	16.5%	.4%	59.7%	40.2%	.1%
TRAFFIC SUMMONS ARRESTEES	2.3%	.02%	28.6%	.01%	25.3%	.8%	.7%	.01%	21.7%	.01%	20%	.6%	57%	43%	0%
TRAFFIC WARNING ADVISEES	1.6%	.01%	26.3%	.01%	19.1%	1.8%	1.2%	.01%	26.7%		20.2%	3.2%	58.2%	41.7%	.08%

Source: Henrico Police Records Unit; Population data from U.S. Census [ACS 5YR Estimates, V2022 data]

Criminal Summons Arrestee

A person receives a criminal summons to appear in court and is released on their own recognizance. An arrestee can have multiple charges.

Traffic Summons Arrestee

A person is issued a traffic summons to appear in court, but not taken into custody. An arrestee can have multiple summonses.

Traffic Warning Advisee

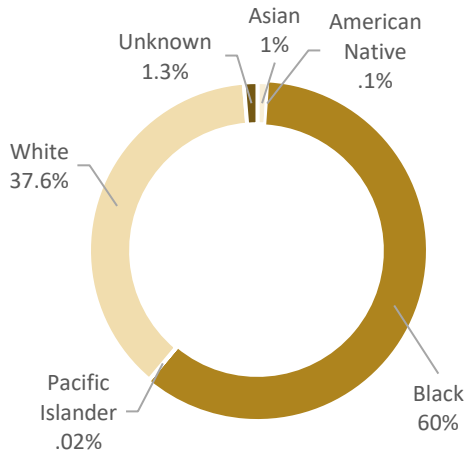
A person is stopped for a traffic infraction and the officer decides a warning is sufficient.



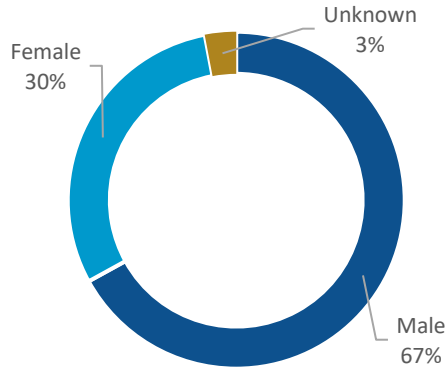


CUSTODIAL ARRESTS AND CRIMINAL SUMMONS

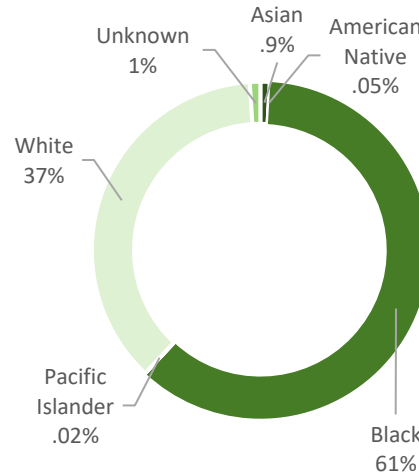
CUSTODIAL ARRESTS AND CRIMINAL SUMMONS BY RACE



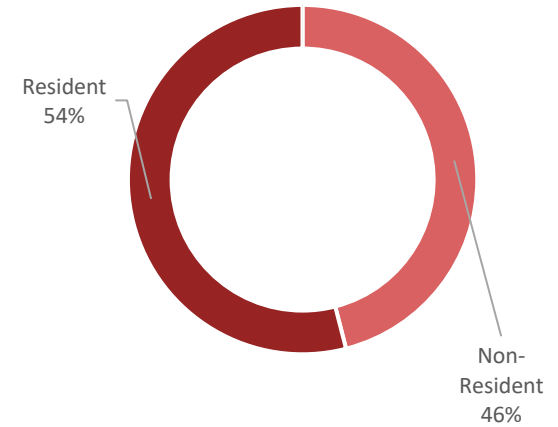
CUSTODIAL ARRESTS AND CRIMINAL SUMMONS BY GENDER



CUSTODIAL ARRESTS AND CRIMINAL CHARGES BY RACE



CUSTODIAL ARRESTS AND CRIMINAL SUMMONS BY RESIDENCY



Race	2023 CUSTODIAL ARRESTS		2023 CRIMINAL SUMMONS		2023 COMBINED TOTAL	
	Total People	Total Charges	Total People	Total Charges	% Total People	% Total Charges
Asian	78	137	21	30	.9%	.9%
American Native	6	7	2	2	.08%	.046%
Black	5,166	10,232	1,178	1,652	60%	61%
Pacific Islander	2	2	2	2	.03%	.02%
White	3,238	6,173	739	1,025	37.6%	37%
Unknown/Other	113	165	22	36	1.2%	1%
Total	8,603	16,716	1,964	2,747	100 %*	100 %*

Source: Henrico Police Records Unit; Population data from U.S. Census [ACS 5YR Estimates, V2022 data]

* Rounded

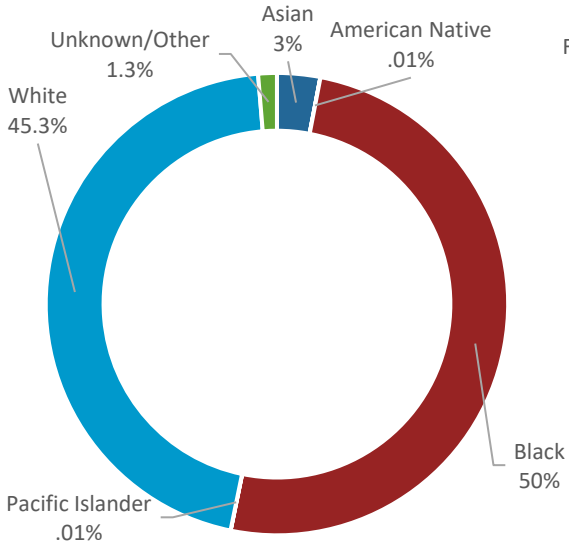




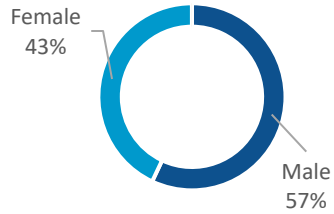
2023 HENRICO POLICE CRIME STATISTICS

TRAFFIC SUMMONSES AND WARNINGS

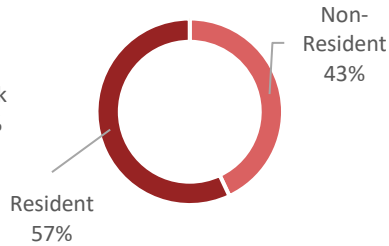
2023 TRAFFIC SUMMONS BY RACE



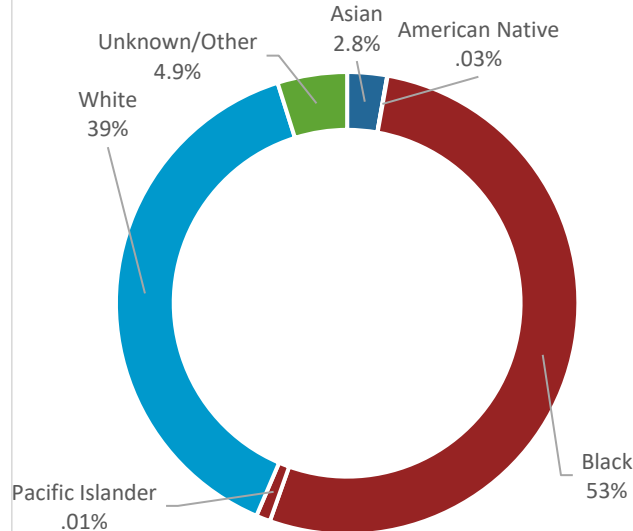
2023 TRAFFIC SUMMONS BY GENDER



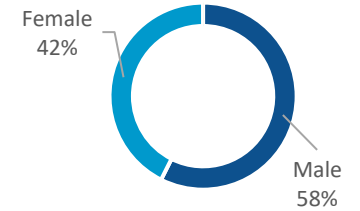
2023 TRAFFIC SUMMONS RESIDENCY



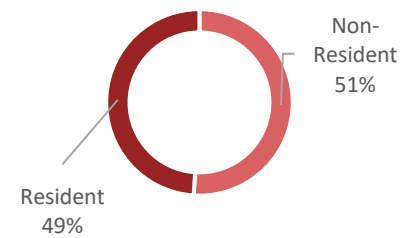
2023 TRAFFIC WARNINGS BY RACE



2023 TRAFFIC WARNING BY GENDER



2023 TRAFFIC WARNING RESIDENCY



	2023 TRAFFIC SUMMONSES		2023 TRAFFIC WARNINGS		2023 COMBINED TOTAL	
Race	People	Charges	People	Charges	% Total People	% Total Charges
Asian	665	825	197	205	2.9%	2.5%
American Native	7	10	2	2	.03%	.03%
Black	11,269	18,346	3,759	3,840	50.9%	54.2%
Pacific Islander	4	4	1	1	.001%	.01%
White	10,136	14,098	2,781	2,851	43.8%	41.4%
Unknown/Other	295	421	351	360	2.2%	1.9%
Total	22,376	33,704	7,091	7,259	100 %*	100 %*

* Rounded

Source: Henrico Police Records Unit; Population data from U.S. Census [ACS 5YR Estimates, V2022 data]





2023 HENRICO POLICE CRIME STATISTICS

**Magisterial District
Crime & Demographic Data**

ERIC D. ENGLISH, CHIEF OF POLICE

Published March 8, 2024

January 1, 2023-December 31, 2023

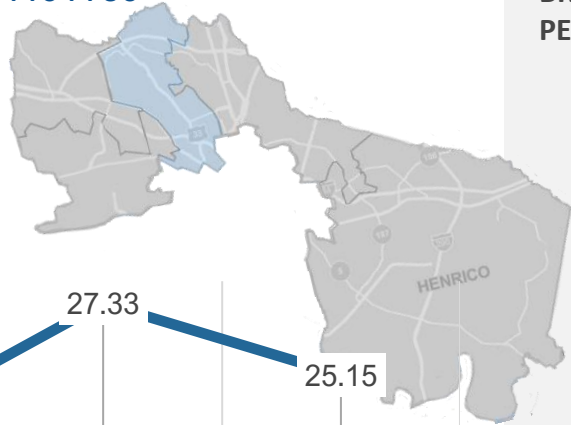


HENRICO.US/POLICE

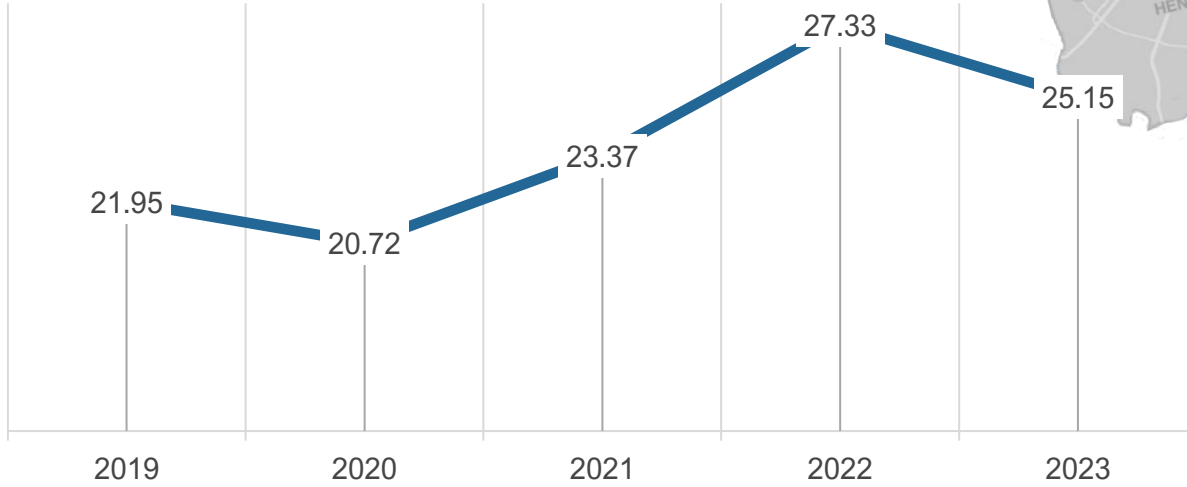


2023 HENRICO POLICE CRIME STATISTICS

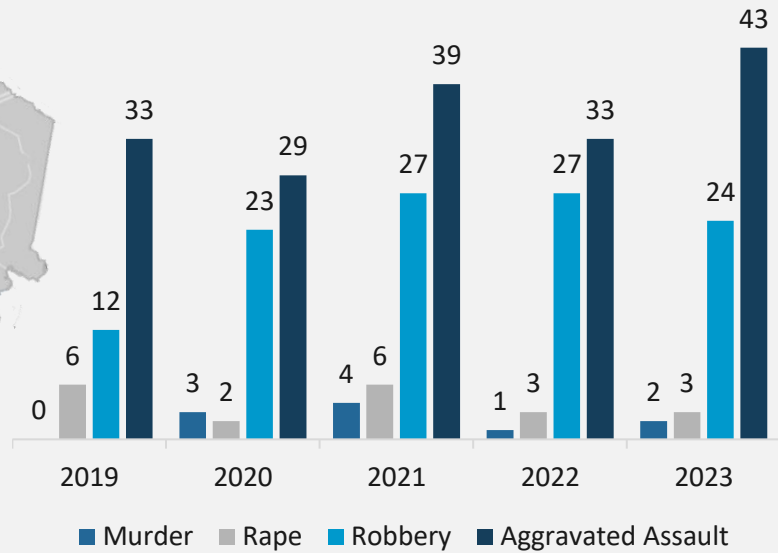
BROOKLAND DISTRICT



BROOKLAND DISTRICT PART I CRIME RATE, 2019-2023
UNIFORM CRIME REPORT (UCR) METHOD



BROOKLAND DISTRICT PART I VIOLENT CRIMES
PER CALENDAR YEAR, 2019-2023

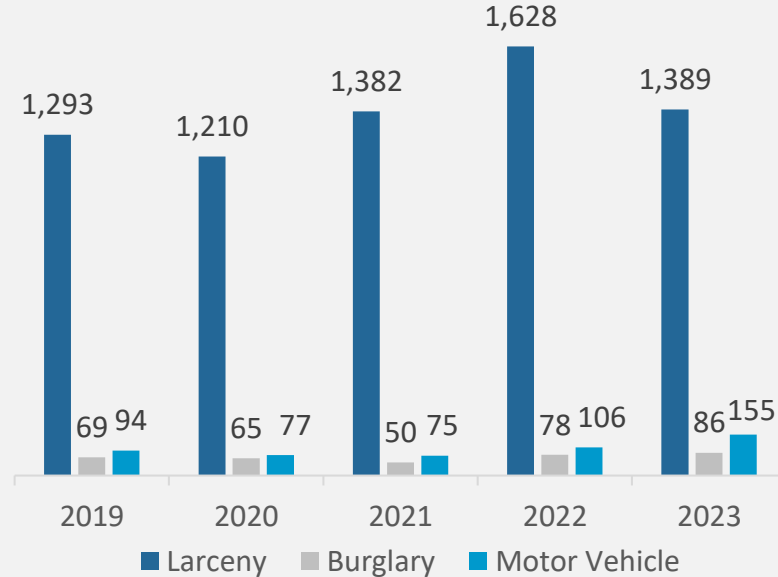


BROOKLAND DISTRICT POPULATION DEMOGRAPHICS

49% MALE | 51% FEMALE

RACE	CENSUS ESTIMATE	% TOTAL
Asian	5,863	8.6%
American Native	78	.1%
Black	12,499	18.4%
Pacific Islander	62	.1%
White	41,845	61.6%
Two+ Races/Other	7,572	11.1%
ETHNICITY	CENSUS ESTIMATE	% TOTAL
Hispanic or Latino	7,479	11%
Non-Hispanic	60,440	89%
TOTAL POPULATION	67,919	

BROOKLAND DISTRICT PART I NON-VIOLENT CRIMES
PER CALENDAR YEAR, 2019-2023



Source: Henrico Police Records Unit; US Census [ACS 5YR Estimates, V2022 data] | Annual data reports are run annually on January 10.

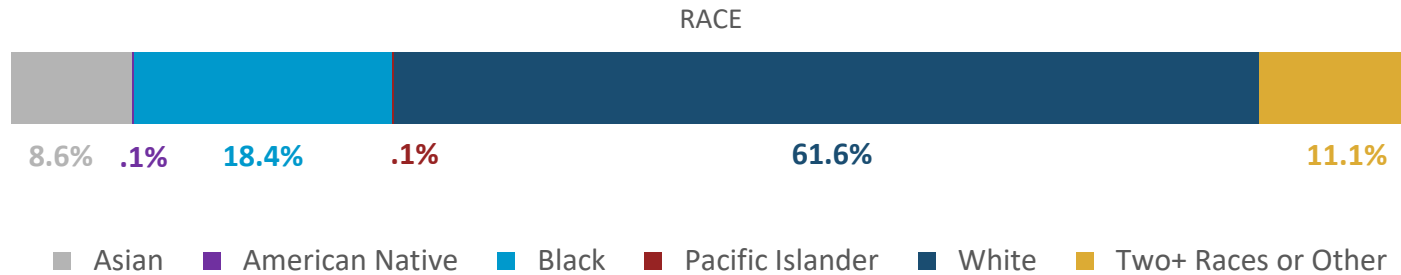




BROOKLAND DISTRICT

DEMOGRAPHICS OF PEOPLE ARRESTED, CHARGED OR ADVISED IN HENRICO'S BROOKLAND DISTRICT IN 2023

BROOKLAND POPULATION DEMOS



ETHNICITY

89% Non-Hispanic

11% Hispanic



GENDER

49% Male

51% Female

0% Unknown



Male Female Unknown

Category	Resident - Race	Non-Resident - Race	Gender Resident and Non-Resident																
CRIMINAL SUMMONS ARRESTEES	<table border="1"> <tr><td>Asian</td><td>1.2%</td></tr> <tr><td>Black</td><td>20.7%</td></tr> <tr><td>White</td><td>24.8%</td></tr> <tr><td>Two+ Races or Other</td><td>.8%</td></tr> </table>	Asian	1.2%	Black	20.7%	White	24.8%	Two+ Races or Other	.8%	<table border="1"> <tr><td>Asian</td><td>1.2%</td></tr> <tr><td>Black</td><td>28.1%</td></tr> <tr><td>White</td><td>22.7%</td></tr> <tr><td>Two+ Races or Other</td><td>.4%</td></tr> </table>	Asian	1.2%	Black	28.1%	White	22.7%	Two+ Races or Other	.4%	<p>58.2% Male 41.7% Female 0% Unknown</p>
Asian	1.2%																		
Black	20.7%																		
White	24.8%																		
Two+ Races or Other	.8%																		
Asian	1.2%																		
Black	28.1%																		
White	22.7%																		
Two+ Races or Other	.4%																		
TRAFFIC SUMMONS ARRESTEES	<table border="1"> <tr><td>Asian</td><td>2.9%</td></tr> <tr><td>Black</td><td>21.7%</td></tr> <tr><td>White</td><td>34.6%</td></tr> <tr><td>Two+ Races or Other</td><td>.8%</td></tr> </table>	Asian	2.9%	Black	21.7%	White	34.6%	Two+ Races or Other	.8%	<table border="1"> <tr><td>Asian</td><td>.7%</td></tr> <tr><td>Black</td><td>16.3%</td></tr> <tr><td>White</td><td>22.1%</td></tr> <tr><td>Two+ Races or Other</td><td>.6%</td></tr> </table>	Asian	.7%	Black	16.3%	White	22.1%	Two+ Races or Other	.6%	<p>59% Male 41% Female 0% Unknown</p>
Asian	2.9%																		
Black	21.7%																		
White	34.6%																		
Two+ Races or Other	.8%																		
Asian	.7%																		
Black	16.3%																		
White	22.1%																		
Two+ Races or Other	.6%																		
TRAFFIC WARNING ADVISEES	<table border="1"> <tr><td>Asian</td><td>3%</td></tr> <tr><td>Black</td><td>18.7%</td></tr> <tr><td>White</td><td>28.5%</td></tr> <tr><td>Two+ Races or Other</td><td>1.6%</td></tr> </table>	Asian	3%	Black	18.7%	White	28.5%	Two+ Races or Other	1.6%	<table border="1"> <tr><td>Asian</td><td>2%</td></tr> <tr><td>Black</td><td>19.8%</td></tr> <tr><td>White</td><td>24.6%</td></tr> <tr><td>Two+ Races or Other</td><td>1.3%</td></tr> </table>	Asian	2%	Black	19.8%	White	24.6%	Two+ Races or Other	1.3%	<p>56% Male 43.9% Female .1% Unknown</p>
Asian	3%																		
Black	18.7%																		
White	28.5%																		
Two+ Races or Other	1.6%																		
Asian	2%																		
Black	19.8%																		
White	24.6%																		
Two+ Races or Other	1.3%																		

Henrico Police data from January 1, 2023-December 31, 2023; Population data from U.S. Census [ACS 5YR Estimates, V2022 data]

Criminal Summons Arrestee

A person receives a criminal summons to appear in court and is released on their own recognizance. An arrestee can have multiple charges.

Traffic Summons Arrestee

A person is issued a traffic summons to appear in court, but not taken into custody. An arrestee can have multiple summonses.

Traffic Warning Advisee

A person is stopped for a traffic infraction and the officer decides a warning is sufficient.

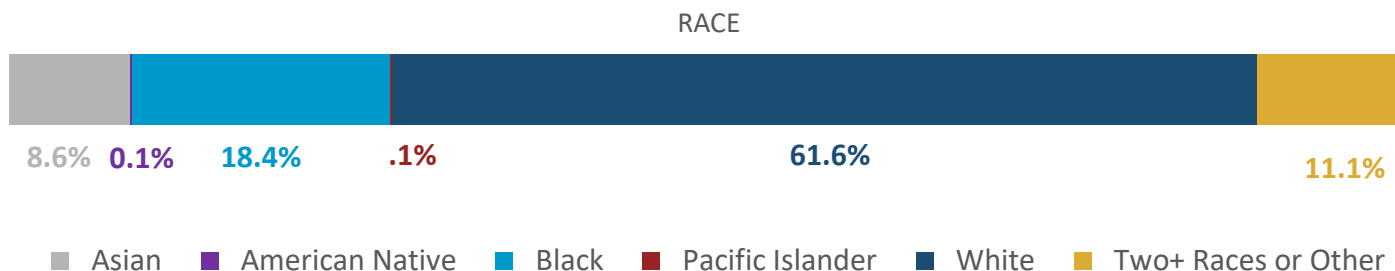




BROOKLAND DISTRICT

DEMOGRAPHICS OF PEOPLE ARRESTED, CHARGED OR ADVISED IN HENRICO'S BROOKLAND DISTRICT IN 2023

BROOKLAND POPULATION DEMOS



ETHNICITY

89% Non-Hispanic

11% Hispanic



GENDER

49% Male

51% Female

0% Unknown



Male Female Unknown

Category	Resident - Ethnicity		Non-Resident - Ethnicity		Gender Resident and Non-Resident	
	Hispanic	Non-Hispanic	Hispanic	Non-Hispanic	Male	Female
CRIMINAL SUMMONS ARRESTEES	5.4%	42.1%	1.7%	50.8%	58%	42%
TRAFFIC SUMMONS ARRESTEES	10.8%	49.6%	3.9%	35.6%	59%	41%
TRAFFIC WARNING ADVISEES	6.5%	42.7%	9.3%	41.5%	58%	42%

Henrico Police data from January 1, 2023-December 31, 2023; Population data from U.S. Census [ACS 5YR Estimates, V2022 data]

Criminal Summons Arrestee

A person receives a criminal summons to appear in court and is released on their own recognizance. An arrestee can have multiple charges.

Traffic Summons Arrestee

A person is issued a traffic summons to appear in court, but not taken into custody. An arrestee can have multiple summonses.

Traffic Warning Advisee

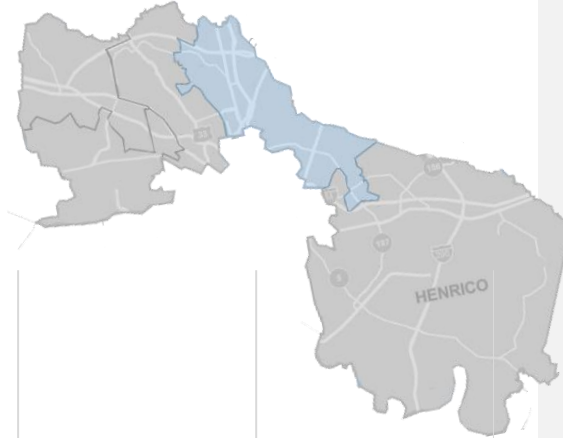
A person is stopped for a traffic infraction and the officer decides a warning is sufficient.



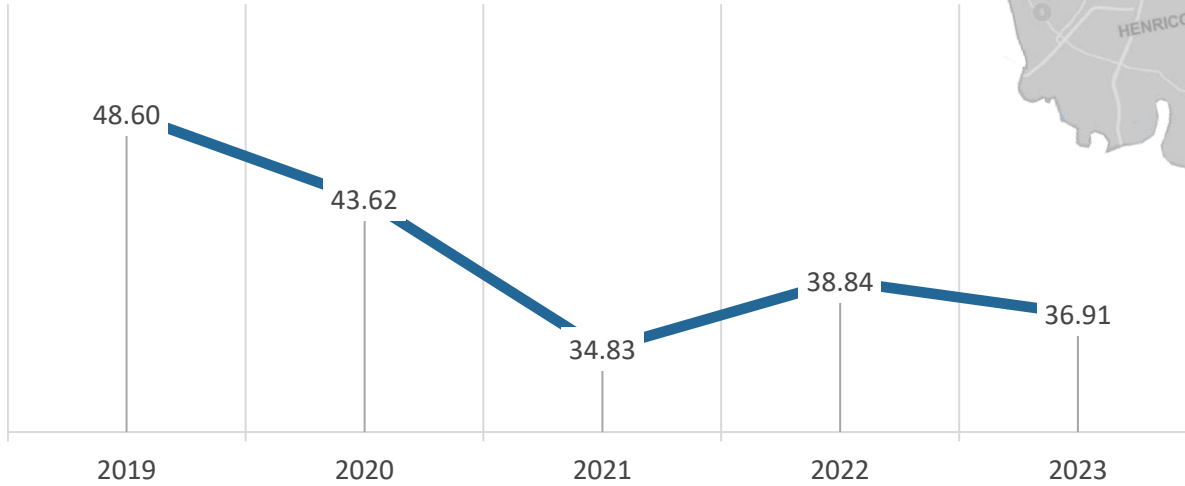


2023 HENRICO POLICE CRIME STATISTICS

FAIRFIELD DISTRICT



FAIRFIELD DISTRICT PART I CRIME RATE, 2019-2023
UNIFORM CRIME REPORT (UCR) METHOD



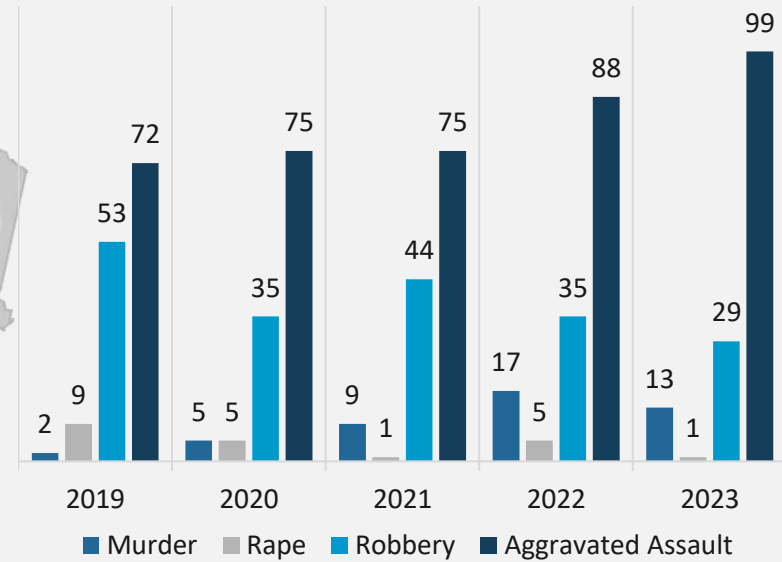
FAIRFIELD DISTRICT POPULATION

47% MALE | 53% FEMALE

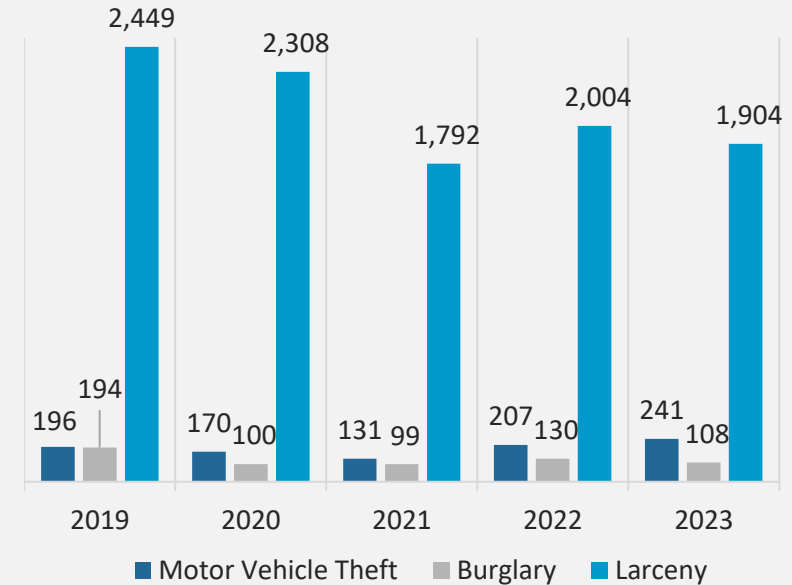
RACE	CENSUS ESTIMATE	% TOTAL
Asian	2,459	3.8%
American Native	223	.3%
Black	41,103	63%
Pacific Islander	0	0%
White	16,481	25.3%
Two+ Races or Other	4,938	7.6%
ETHNICITY	CENSUS ESTIMATE	% TOTAL
Hispanic	3,252	5%
Non-Hispanic	61,952	95%
TOTAL POPULATION	65,204	

Source: Henrico Police Records Unit; US Census [ACS 5YR Estimates, V2022 data] | Annual data reports are run annually on January 10.

FAIRFIELD DISTRICT PART I VIOLENT CRIMES PER CALENDAR YEAR, 2019-2023



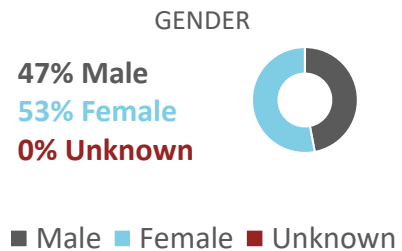
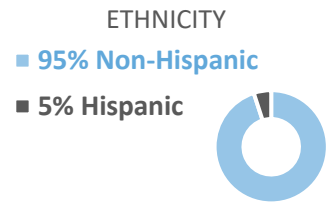
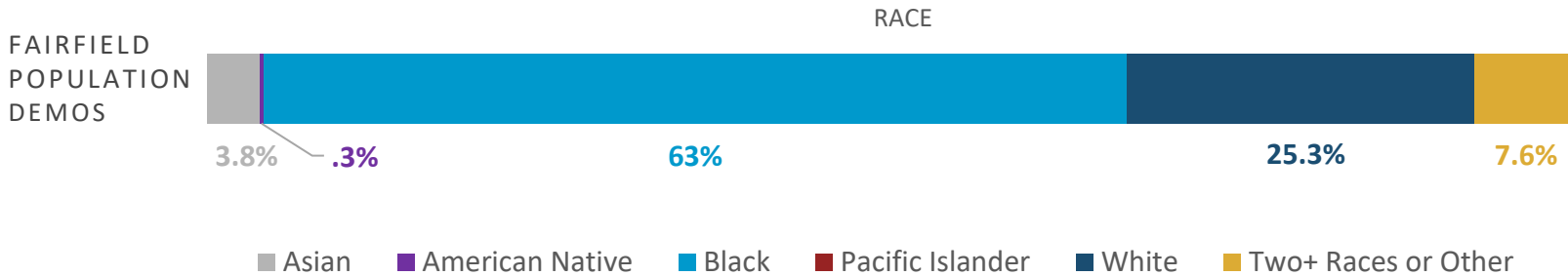
FAIRFIELD DISTRICT PART I NON-VIOLENT CRIMES PER CALENDAR YEAR, 2019-2023





FAIRFIELD DISTRICT

DEMOGRAPHICS OF PEOPLE ARRESTED, CHARGED OR ADVISED IN HENRICO'S FAIRFIELD DISTRICT IN 2023



Category	Resident - Race	Non-Resident - Race	Gender Resident and Non-Resident																														
CRIMINAL SUMMONS ARRESTEES	<table border="1"> <thead> <tr> <th>Race</th> <th>Percentage</th> </tr> </thead> <tbody> <tr> <td>Asian</td> <td>.8%</td> </tr> <tr> <td>Black</td> <td>33.3%</td> </tr> <tr> <td>White</td> <td>14.9%</td> </tr> <tr> <td>Two+ Races or Other</td> <td>.5%</td> </tr> </tbody> </table>	Race	Percentage	Asian	.8%	Black	33.3%	White	14.9%	Two+ Races or Other	.5%	<table border="1"> <thead> <tr> <th>Race</th> <th>Percentage</th> </tr> </thead> <tbody> <tr> <td>Black</td> <td>.5%</td> </tr> <tr> <td>White</td> <td>35.4%</td> </tr> <tr> <td>Two+ Races or Other</td> <td>14.4%</td> </tr> <tr> <td>Other</td> <td>.2%</td> </tr> </tbody> </table>	Race	Percentage	Black	.5%	White	35.4%	Two+ Races or Other	14.4%	Other	.2%	<table border="1"> <thead> <tr> <th>Gender</th> <th>Percentage</th> </tr> </thead> <tbody> <tr> <td>Male</td> <td>54%</td> </tr> <tr> <td>Female</td> <td>46%</td> </tr> <tr> <td>Unknown</td> <td>0%</td> </tr> </tbody> </table>	Gender	Percentage	Male	54%	Female	46%	Unknown	0%		
Race	Percentage																																
Asian	.8%																																
Black	33.3%																																
White	14.9%																																
Two+ Races or Other	.5%																																
Race	Percentage																																
Black	.5%																																
White	35.4%																																
Two+ Races or Other	14.4%																																
Other	.2%																																
Gender	Percentage																																
Male	54%																																
Female	46%																																
Unknown	0%																																
TRAFFIC SUMMONS ARRESTEES	<table border="1"> <thead> <tr> <th>Race</th> <th>Percentage</th> </tr> </thead> <tbody> <tr> <td>Asian</td> <td>.8%</td> </tr> <tr> <td>Black</td> <td>40.5%</td> </tr> <tr> <td>White</td> <td>13.4%</td> </tr> <tr> <td>Two+ Races or Other</td> <td>.6%</td> </tr> </tbody> </table>	Race	Percentage	Asian	.8%	Black	40.5%	White	13.4%	Two+ Races or Other	.6%	<table border="1"> <thead> <tr> <th>Race</th> <th>Percentage</th> </tr> </thead> <tbody> <tr> <td>Black</td> <td>.4%</td> </tr> <tr> <td>White</td> <td>29%</td> </tr> <tr> <td>Pacific Islander</td> <td>.1%</td> </tr> <tr> <td>Two+ Races or Other</td> <td>14.7%</td> </tr> <tr> <td>Other</td> <td>.5%</td> </tr> </tbody> </table>	Race	Percentage	Black	.4%	White	29%	Pacific Islander	.1%	Two+ Races or Other	14.7%	Other	.5%	<table border="1"> <thead> <tr> <th>Gender</th> <th>Percentage</th> </tr> </thead> <tbody> <tr> <td>Male</td> <td>56%</td> </tr> <tr> <td>Female</td> <td>44%</td> </tr> <tr> <td>Unknown</td> <td>0%</td> </tr> </tbody> </table>	Gender	Percentage	Male	56%	Female	44%	Unknown	0%
Race	Percentage																																
Asian	.8%																																
Black	40.5%																																
White	13.4%																																
Two+ Races or Other	.6%																																
Race	Percentage																																
Black	.4%																																
White	29%																																
Pacific Islander	.1%																																
Two+ Races or Other	14.7%																																
Other	.5%																																
Gender	Percentage																																
Male	56%																																
Female	44%																																
Unknown	0%																																
TRAFFIC WARNING ADVISEES	<table border="1"> <thead> <tr> <th>Race</th> <th>Percentage</th> </tr> </thead> <tbody> <tr> <td>Asian</td> <td>.7%</td> </tr> <tr> <td>Black</td> <td>35.9%</td> </tr> <tr> <td>White</td> <td>10.7%</td> </tr> <tr> <td>Two+ Races or Other</td> <td>1.4%</td> </tr> </tbody> </table>	Race	Percentage	Asian	.7%	Black	35.9%	White	10.7%	Two+ Races or Other	1.4%	<table border="1"> <thead> <tr> <th>Race</th> <th>Percentage</th> </tr> </thead> <tbody> <tr> <td>Asian</td> <td>.7%</td> </tr> <tr> <td>American Native</td> <td>.06%</td> </tr> <tr> <td>Black</td> <td>34.6%</td> </tr> <tr> <td>White</td> <td>13.6%</td> </tr> <tr> <td>Two+ Races or Other</td> <td>2.4%</td> </tr> </tbody> </table>	Race	Percentage	Asian	.7%	American Native	.06%	Black	34.6%	White	13.6%	Two+ Races or Other	2.4%	<table border="1"> <thead> <tr> <th>Gender</th> <th>Percentage</th> </tr> </thead> <tbody> <tr> <td>Male</td> <td>59%</td> </tr> <tr> <td>Female</td> <td>41%</td> </tr> <tr> <td>Unknown</td> <td>.1%</td> </tr> </tbody> </table>	Gender	Percentage	Male	59%	Female	41%	Unknown	.1%
Race	Percentage																																
Asian	.7%																																
Black	35.9%																																
White	10.7%																																
Two+ Races or Other	1.4%																																
Race	Percentage																																
Asian	.7%																																
American Native	.06%																																
Black	34.6%																																
White	13.6%																																
Two+ Races or Other	2.4%																																
Gender	Percentage																																
Male	59%																																
Female	41%																																
Unknown	.1%																																

Henrico Police data from January 1, 2023-December 31, 2023; Population data from U.S. Census [ACS 5YR Estimates, V2022 data]

Criminal Summons Arrestee

A person receives a criminal summons to appear in court and is released on their own recognizance. An arrestee can have multiple charges.

Traffic Summons Arrestee

A person is issued a traffic summons to appear in court, but not taken into custody. An arrestee can have multiple summonses.

Traffic Warning Advisee

A person is stopped for a traffic infraction and the officer decides a warning is sufficient.

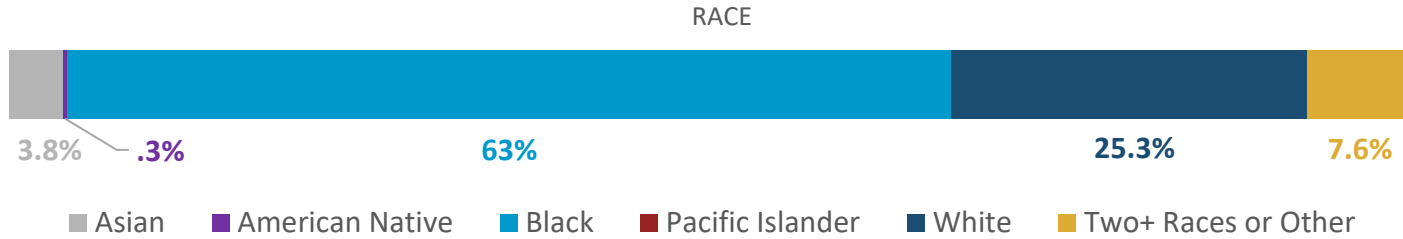




FAIRFIELD DISTRICT

DEMOGRAPHICS OF PEOPLE ARRESTED, CHARGED OR ADVISED IN HENRICO'S FAIRFIELD DISTRICT IN 2023

FAIRFIELD POPULATION DEMOS



ETHNICITY

■ 95% Non-Hispanic

■ 5% Hispanic



GENDER

47% Male

53% Female

0% Unknown



■ Male ■ Female ■ Unknown

Category	Resident - Ethnicity		Non-Resident - Ethnicity		Gender Resident and Non-Resident	
	Hispanic	Non-Hispanic	Hispanic	Non-Hispanic	Male	Female
CRIMINAL SUMMONS ARRESTEES	2.2%	47.3%	1.1%	49.4%	54%	46%
TRAFFIC SUMMONS ARRESTEES	2.9%	52.5%	2.3%	42.3%	56%	44%
TRAFFIC WARNING ADVISEES	1.2%	46%	4.4%	48.3%	60%	40%

Henrico Police data from January 1, 2023-December 31, 2023; Population data from U.S. Census [ACS 5YR Estimates, V2022 data]

Criminal Summons Arrestee

A person receives a criminal summons to appear in court and is released on their own recognizance. An arrestee can have multiple charges.

Traffic Summons Arrestee

A person is issued a traffic summons to appear in court, but not taken into custody. An arrestee can have multiple summonses.

Traffic Warning Advisee

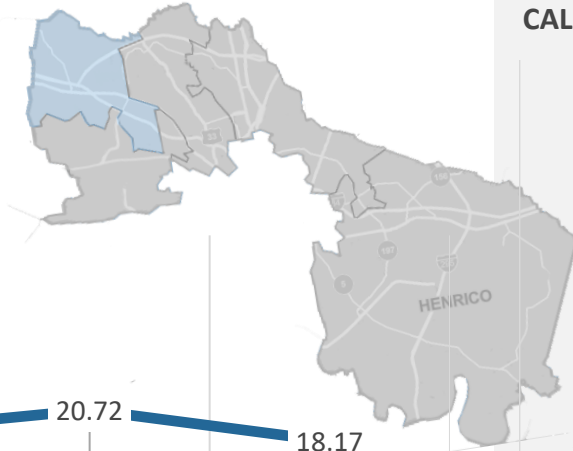
A person is stopped for a traffic infraction and the officer decides a warning is sufficient.



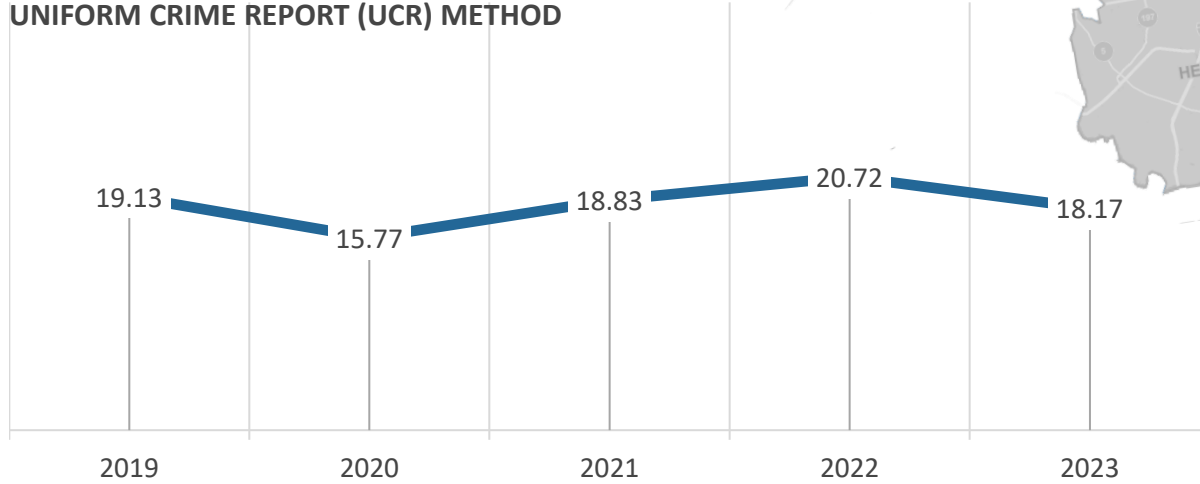


2023 HENRICO POLICE CRIME STATISTICS

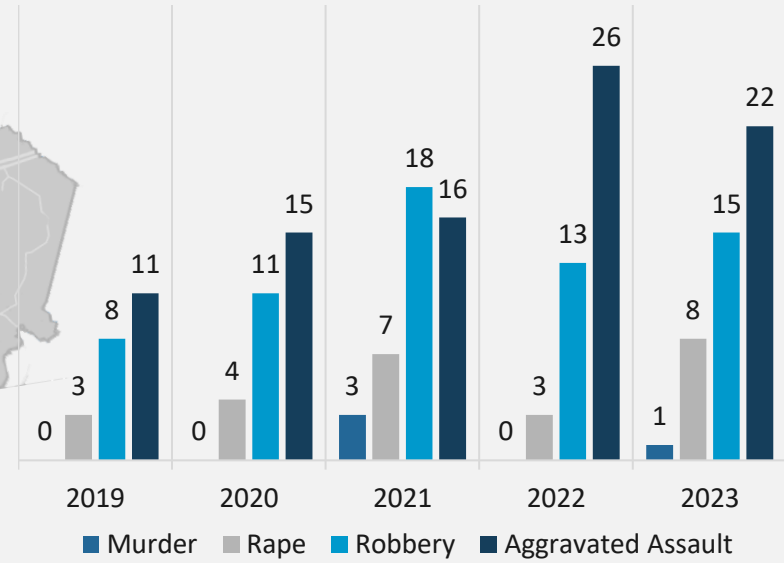
THREE CHOPT DISTRICT



THREE CHOPT DISTRICT PART I CRIME RATE, 2019-2023
UNIFORM CRIME REPORT (UCR) METHOD



THREE CHOPT DISTRICT PART I VIOLENT CRIMES PER CALENDAR YEAR, 2019-2023

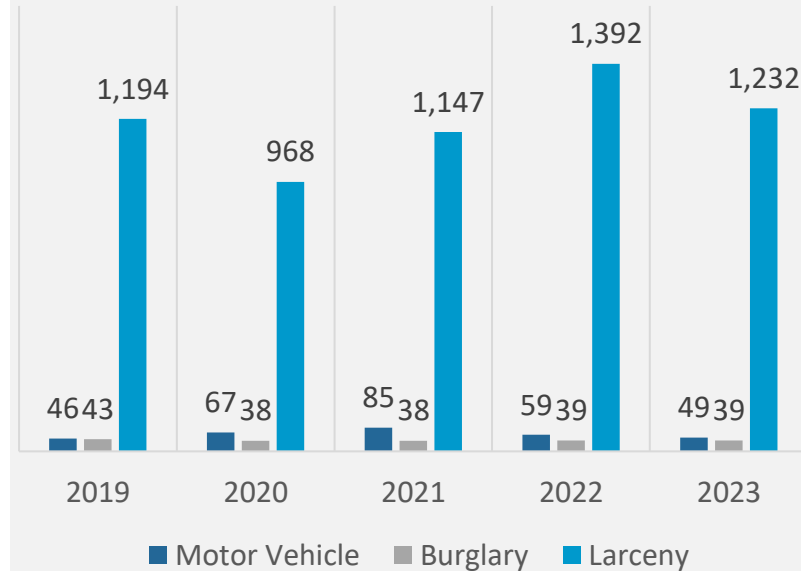


THREE CHOPT DISTRICT POPULATION DEMOGRAPHICS

50% MALE | 50% FEMALE

RACE	CENSUS ESTIMATES	% TOTAL
Asian	18,416	24.4%
American Native	222	.3%
Black	5,723	7.6%
Pacific Islander	0	0%
White	45,965	61%
Two+ Races or Other	5,027	6.7%
ETHNICITY	CENSUS ESTIMATES	% TOTAL
Hispanic or Latino	3,803	5%
Non-Hispanic	71,550	95%
TOTAL POPULATION	75,353	

THREE CHOPT DISTRICT PART I NON-VIOLENT CRIMES PER CALENDAR YEAR, 2019-2023



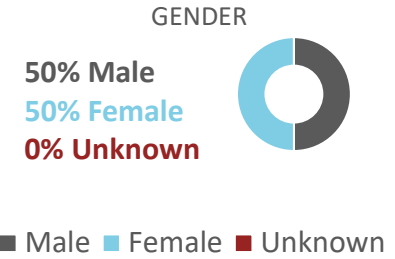
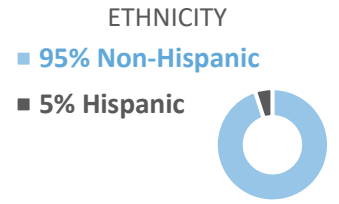
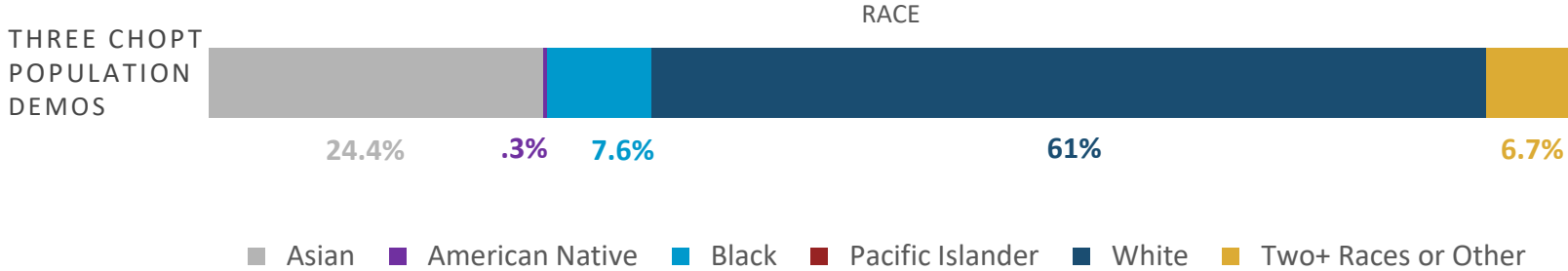
Source: Henrico Police Records Unit; US Census [ACS 5YR Estimates, V2022 data] | Annual data reports are run annually on January 10.





THREE CHOPT DISTRICT

DEMOGRAPHICS OF PEOPLE ARRESTED, CHARGED OR ADVISED IN HENRICO'S THREE CHOPT DISTRICT IN 2023



Category	Resident - Race	Non-Resident - Race	Gender Resident and Non-Resident
CRIMINAL SUMMONS ARRESTEES	<p>.9% 21.2% 24.3% .9%</p>	<p>2% 24.8% .5% 26.1% .5%</p>	<p>53% Male 47% Female 0% Unknown</p>
TRAFFIC SUMMONS ARRESTEES	<p>6% .05% 15.1% 37.1% .9%</p>	<p>1.2% .02% 12.8% 26.5% .4%</p>	<p>56% Male 44% Female 0% Unknown</p>
TRAFFIC WARNING ADVISEES	<p>3.9% 15.5% 32.8% 1.8%</p>	<p>1.8% 16.8% 24.6% 2.8%</p>	<p>56% Male 44% Female .1% Unknown</p>

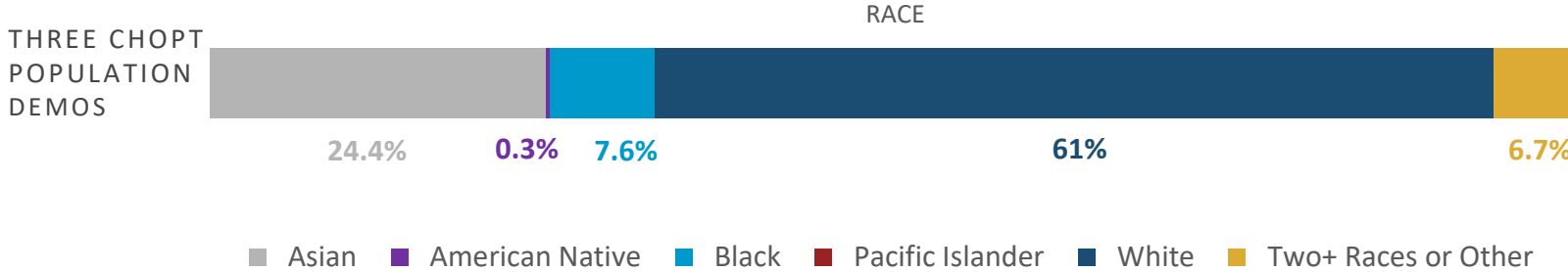
Henrico Police data from January 1, 2023-December 31, 2023; Population data from U.S. Census [ACS 5YR Estimates, V2022 data]

<p>Criminal Summons Arrestee A person receives a criminal summons to appear in court and is released on their own recognizance. An arrestee can have multiple charges.</p>	<p>Traffic Summons Arrestee A person is issued a traffic summons to appear in court, but not taken into custody. An arrestee can have multiple summonses.</p>	<p>Traffic Warning Advisee A person is stopped for a traffic infraction and the officer decides a warning is sufficient.</p>
---	--	---



THREE CHOPT DISTRICT

DEMOGRAPHICS OF PEOPLE ARRESTED, CHARGED OR ADVISED IN HENRICO'S THREE CHOPT DISTRICT IN 2023



ETHNICITY

95% Non-Hispanic

5% Hispanic



GENDER

50% Male

50% Female

0% Unknown



Legend: Male, Female, Unknown

Category	Resident - Ethnicity		Non-Resident - Ethnicity		Gender <i>Resident and Non-Resident</i>	
	Hispanic	Non-Hispanic	Hispanic	Non-Hispanic	Male	Female
CRIMINAL SUMMONS ARRESTEES	6.8%	40.5%	6.3%	46.4%	53%	47%
TRAFFIC SUMMONS ARRESTEES	6.1%	53.1%	3.1%	37.7%	56%	44%
TRAFFIC WARNING ADVISEES	3.3%	46.9%	9.5%	40.3%	50%	50%

Henrico Police data from January 1, 2023-December 31, 2023; Population data from U.S. Census [ACS 5YR Estimates, V2022 data]

Criminal Summons Arrestee

A person receives a criminal summons to appear in court and is released on their own recognizance. An arrestee can have multiple charges.

Traffic Summons Arrestee

A person is issued a traffic summons to appear in court, but not taken into custody. An arrestee can have multiple summonses.

Traffic Warning Advisee

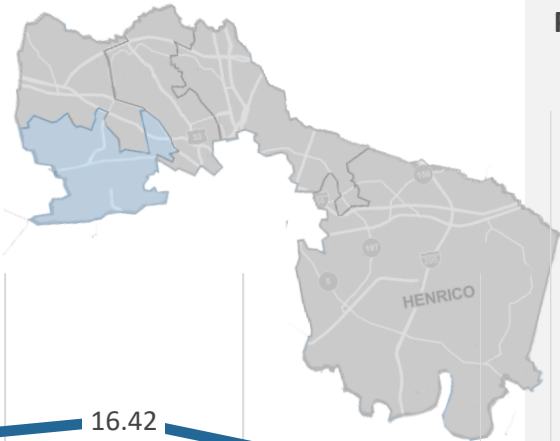
A person is stopped for a traffic infraction and the officer decides a warning is sufficient.



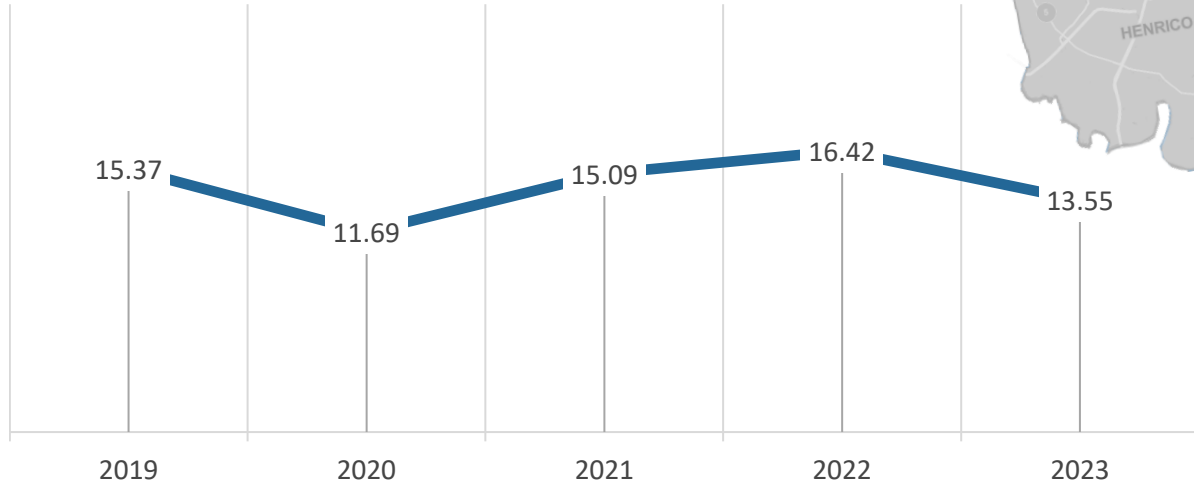


2023 HENRICO POLICE CRIME STATISTICS

TUCKAHOE DISTRICT



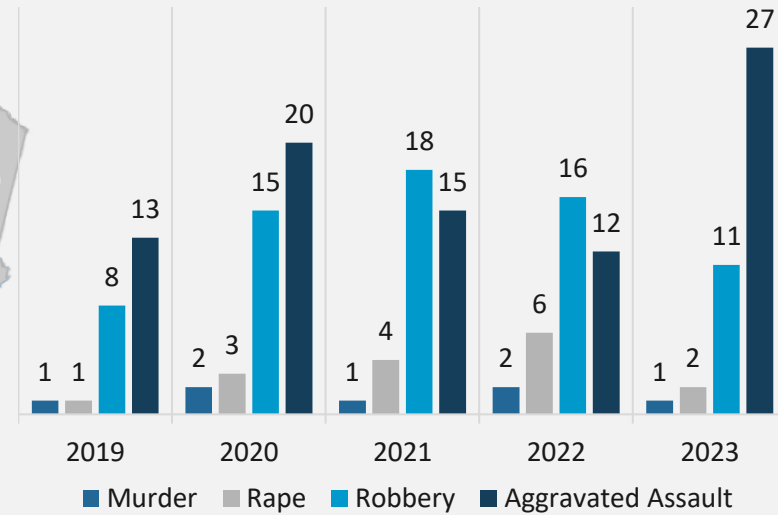
TUCKAHOE DISTRICT PART I CRIME RATE, 2019-2023
UNIFORM CRIME REPORT (UCR) METHOD



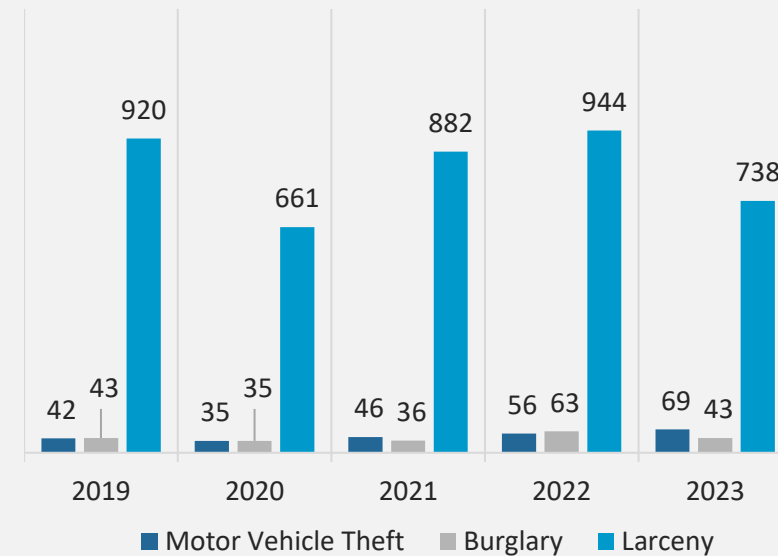
TUCKAHOE DISTRICT POPULATION DEMOGRAPHICS **47% MALE | 53% FEMALE**

RACE	CENSUS ESTIMATES	% TOTAL
Asian	3,799	5.7%
American Native	50	.1%
Black	7,198	10.9%
Pacific Islander	27	.1%
White	49,002	74%
Two+ Races or Other	6,105	9.2%
ETHNICITY	CENSUS ESTIMATES	% TOTAL
Hispanic or Latino	3,969	6%
Non-Hispanic	62,212	94%
TOTAL POPULATION	66,181	

TUCKAHOE DISTRICT PART I VIOLENT CRIMES
PER CALENDAR YEAR, 2019-2023



TUCKAHOE DISTRICT PART I NON-VIOLENT CRIMES
PER CALENDAR YEAR, 2019-2023



Source: Henrico Police Records Unit; US Census [ACS 5YR Estimates, V2022 data] | Annual data reports are run annually on January 10.

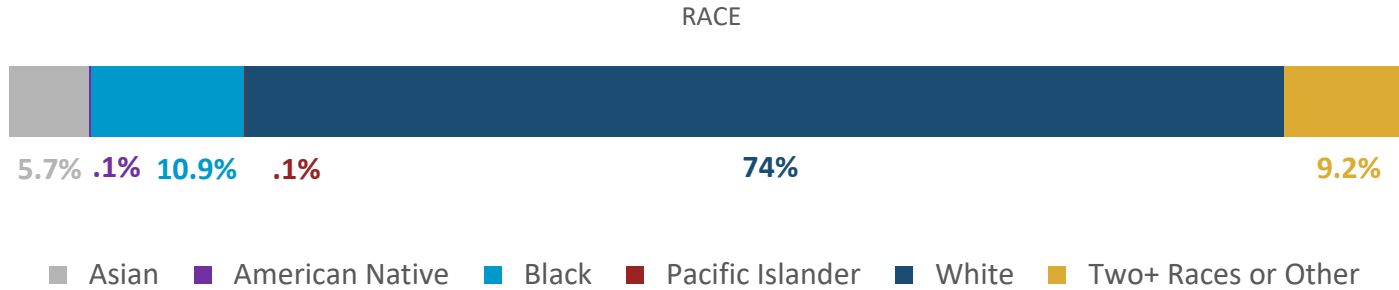




TUCKAHOE DISTRICT

DEMOGRAPHICS OF PEOPLE ARRESTED, CHARGED OR ADVISED IN HENRICO'S TUCKAHOE DISTRICT IN 2023

TUCKAHOE POPULATION DEMOS



ETHNICITY

■ 94% Non-Hispanic

■ 6% Hispanic



GENDER

46.6% Male

53.4% Female

0% Unknown



■ Male ■ Female ■ Unknown

Category	Resident - Race	Non-Resident - Race	Gender Resident and Non-Resident
CRIMINAL SUMMONS ARRESTEES			<p>57% Male 43% Female 0% Unknown</p>
TRAFFIC SUMMONS ARRESTEES			<p>58% Male 42% Female 0% Unknown</p>
TRAFFIC WARNING ADVISEES			<p>58% Male 42% Female 0% Unknown</p>

Henrico Police data from January 1, 2023-December 31, 2023; Population data from U.S. Census [ACS 5YR Estimates, V2022 data]

Criminal Summons Arrestee

A person receives a criminal summons to appear in court and is released on their own recognizance. An arrestee can have multiple charges.

Traffic Summons Arrestee

A person is issued a traffic summons to appear in court, but not taken into custody. An arrestee can have multiple summonses.

Traffic Warning Advisee

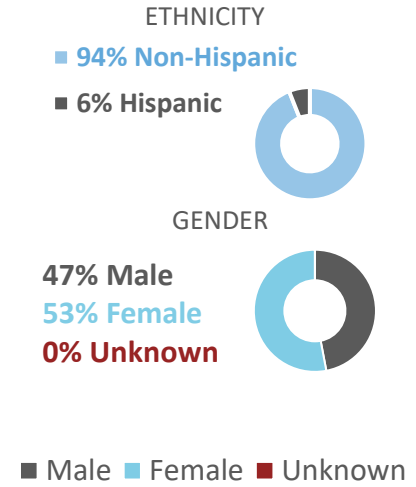
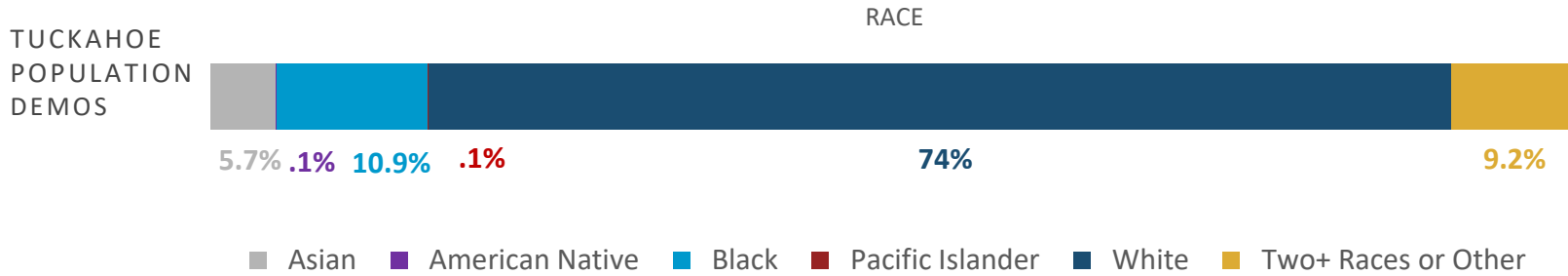
A person is stopped for a traffic infraction and the officer decides a warning is sufficient.





TUCKAHOE DISTRICT

DEMOGRAPHICS OF PEOPLE ARRESTED, CHARGED OR ADVISED IN HENRICO'S TUCKAHOE DISTRICT IN 2023



Category	Resident - Ethnicity	Non-Resident - Ethnicity	Gender Resident and Non-Resident
CRIMINAL SUMMONS ARRESTEES	<p>15.8% 52.6%</p>	<p>6.3% 25.3%</p>	<p>56% Male 44% Female 0% Unknown</p>
TRAFFIC SUMMONS ARRESTEES	<p>8.9% 49.5%</p>	<p>4.6% 37%</p>	<p>58% Male 42% Female 0% Unknown</p>
TRAFFIC WARNING ADVISEES	<p>3.8% 42.4%</p>	<p>9.4% 44.4%</p>	<p>60% Male 40% Female 0% Unknown</p>

Henrico Police data from January 1, 2023-December 31, 2023; Population data from U.S. Census [ACS 5YR Estimates, V2022 data]

Criminal Summons Arrestee

A person receives a criminal summons to appear in court and is released on their own recognizance. An arrestee can have multiple charges.

Traffic Summons Arrestee

A person is issued a traffic summons to appear in court, but not taken into custody. An arrestee can have multiple summonses.

Traffic Warning Advisee

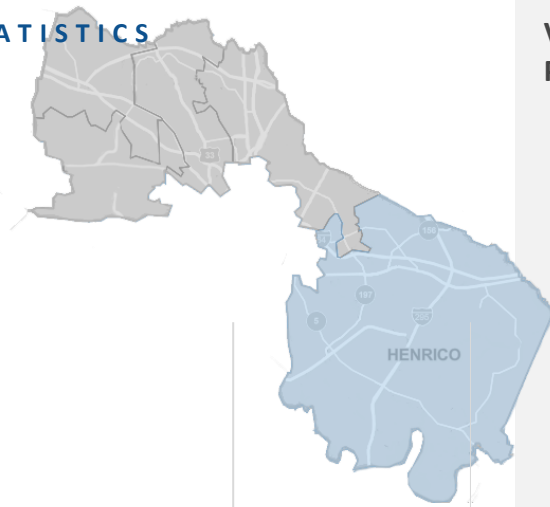
A person is stopped for a traffic infraction and the officer decides a warning is sufficient.



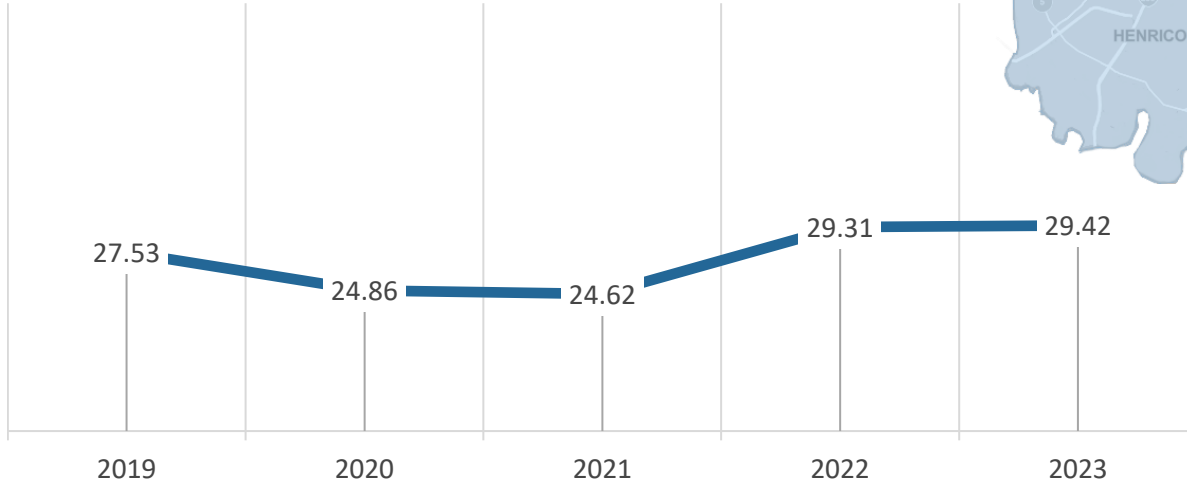


2023 HENRICO POLICE CRIME STATISTICS

VARINA DISTRICT



VARINA DISTRICT PART I CRIME RATE, 2019-2023
UNIFORM CRIME REPORT (UCR) METHOD

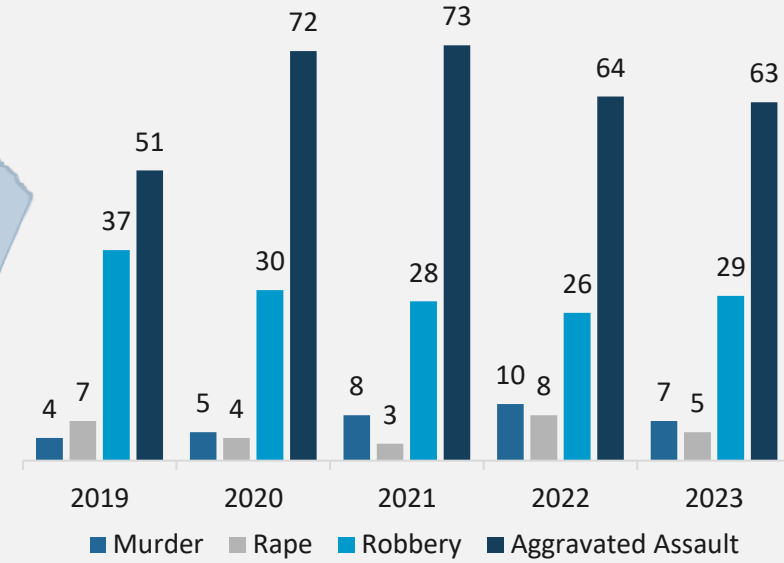


VARINA DISTRICT POPULATION

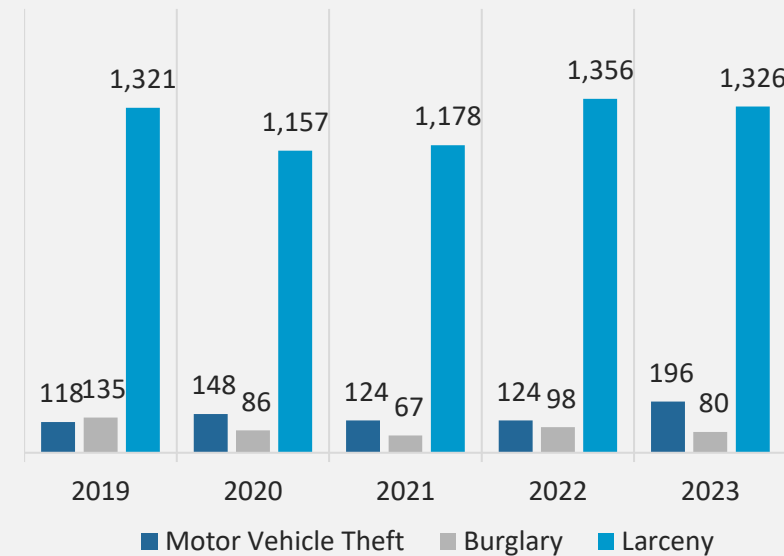
46% MALE | 54% FEMALE

RACE & ETHNICITY	CENSUS ESTIMATES	% TOTAL
Asian	858	1.5%
American Native	89	.2%
Black	32,189	55.1%
Pacific Islander	30	.1%
White	22,222	38%
Two+ Races or Other	3,075	5.3%
ETHNICITY	CENSUS ESTIMATES	% TOTAL
Hispanic or Latino	1,939	3.3%
Non-Hispanic	56,524	96.7%
TOTAL POPULATION	58,463	

VARINA DISTRICT PART I VIOLENT CRIMES
PER CALENDAR YEAR, 2019-2023



VARINA DISTRICT PART I NON-VIOLENT CRIMES
PER CALENDAR YEAR, 2019-2023



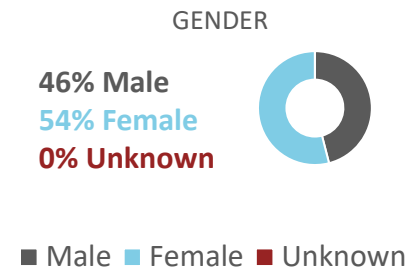
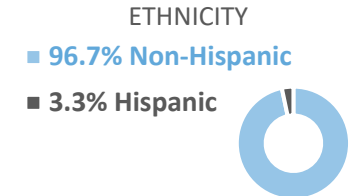
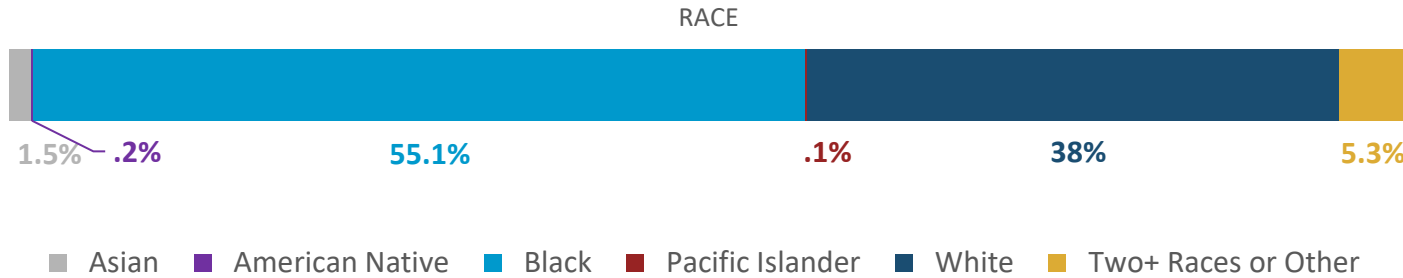
Source: Henrico Police Records Unit; US Census (ACS 5YR Estimates, V2022 data) | Annual data reports are run annually on January 10.



VARINA DISTRICT

DEMOGRAPHICS OF PEOPLE ARRESTED, CHARGED OR ADVISED IN HENRICO'S VARINA DISTRICT IN 2023

VARINA POPULATION DEMOS



Category	Resident - Race	Non-Resident - Race	Gender Resident and Non-Resident
CRIMINAL SUMMONS ARRESTEES	<ul style="list-style-type: none"> Black: 41.9% White: 26% 	<ul style="list-style-type: none"> Black: 22.3% White: 9.5% Two+ Races or Other: .5% 	<ul style="list-style-type: none"> 61.8% Male 37.9% Female .3% Unknown
TRAFFIC SUMMONS ARRESTEES	<ul style="list-style-type: none"> Black: 42.1% White: 13.7% Two+ Races or Other: .7% 	<ul style="list-style-type: none"> Black: 27.5% White: 14.6% Two+ Races or Other: .2% 	<ul style="list-style-type: none"> 57% Male 43% Female 0% Unknown
TRAFFIC WARNING ADVISEES	<ul style="list-style-type: none"> Black: 44.8% White: 10.5% Two+ Races or Other: 2.4% 	<ul style="list-style-type: none"> Black: 29.8% White: 8.3% Two+ Races or Other: 3.9% 	<ul style="list-style-type: none"> 58.6% Male 41.3% Female .1% Unknown

Henrico Police data from January 1, 2023-December 31, 2023; Population data from U.S. Census [ACS 5YR Estimates, V2022 data]

Criminal Summons Arrestee

A person receives a criminal summons to appear in court and is released on their own recognizance. An arrestee can have multiple charges.

Traffic Summons Arrestee

A person is issued a traffic summons to appear in court, but not taken into custody. An arrestee can have multiple summonses.

Traffic Warning Advisee


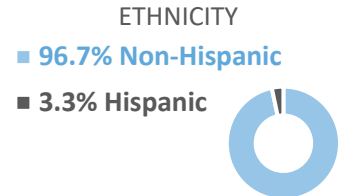
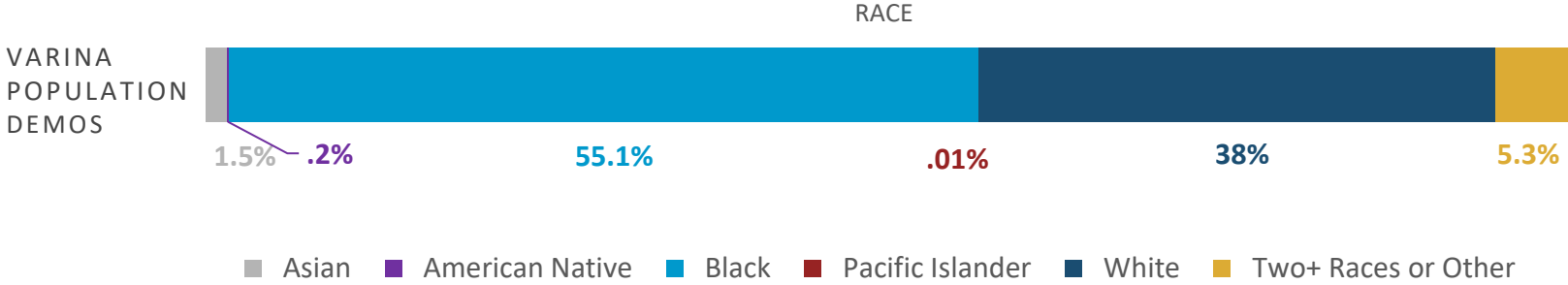
A person is stopped for a traffic infraction and the officer decides a warning is sufficient.





VARINA DISTRICT

DEMOGRAPHICS OF PEOPLE ARRESTED, CHARGED OR ADVISED IN HENRICO'S VARINA DISTRICT IN 2023



■ Male ■ Female ■ Unknown

Category	Resident - Ethnicity	Non-Resident - Ethnicity	Gender Resident and Non-Resident
CRIMINAL SUMMONS ARRESTEES	<ul style="list-style-type: none"> Hispanic: 5.6% Non-Hispanic: 62.2% 	<ul style="list-style-type: none"> Hispanic: 1.1% Non-Hispanic: 31.1% 	<ul style="list-style-type: none"> 62% Male 38% Female 0% Unknown
TRAFFIC SUMMONS ARRESTEES	<ul style="list-style-type: none"> Hispanic: 2.6% Non-Hispanic: 54.1% 	<ul style="list-style-type: none"> Hispanic: 3.5% Non-Hispanic: 39.8% 	<ul style="list-style-type: none"> 57% Male 43% Female 0% Unknown
TRAFFIC WARNING ADVISEES	<ul style="list-style-type: none"> Hispanic: 1.2% Non-Hispanic: 54.6% 	<ul style="list-style-type: none"> Hispanic: 4.5% Non-Hispanic: 39.7% 	<ul style="list-style-type: none"> 60% Male 40% Female 0% Unknown

Henrico Police data from January 1, 2023-December 31, 2023; Population data from U.S. Census [ACS 5YR Estimates, V2022 data]

Criminal Summons Arrestee
 A person receives a criminal summons to appear in court and is released on their own recognizance. An arrestee can have multiple charges.

Traffic Summons Arrestee
 A person is issued a traffic summons to appear in court, but not taken into custody. An arrestee can have multiple summonses.

Traffic Warning Advisee
 A person is stopped for a traffic infraction and the officer decides a warning is sufficient.

**ONE TEAM. ONE COMMUNITY.
SAFER TOGETHER**