



2025 HENRICO POLICE STATISTICS

VEHICULAR PURSUITS

ERIC D. ENGLISH, CHIEF OF POLICE

Published March 25, 2026

(Jan. 1, 2025 – Dec. 31, 2025)

ONE TEAM. ONE COMMUNITY.
SAFER TOGETHER



HENRICO.GOV/POLICE



Introduction

Pursuits increased 6.5% from 2024 to 2025. The previous five-year average was 70.4 pursuits; 2025 was a 16.8% increase to the five-year average (84.6).

Officers' reasons for initiating a pursuit were similar from 2024 to 2025, however there was a 70% increase in the officers' reasoning for pursuing after a vehicle that attempted to commit or had committed a felony, a violent misdemeanor, or was suspected of being armed and dangerous. This increase is due to a policy change in May 2025 consolidating pursuit justification categories.

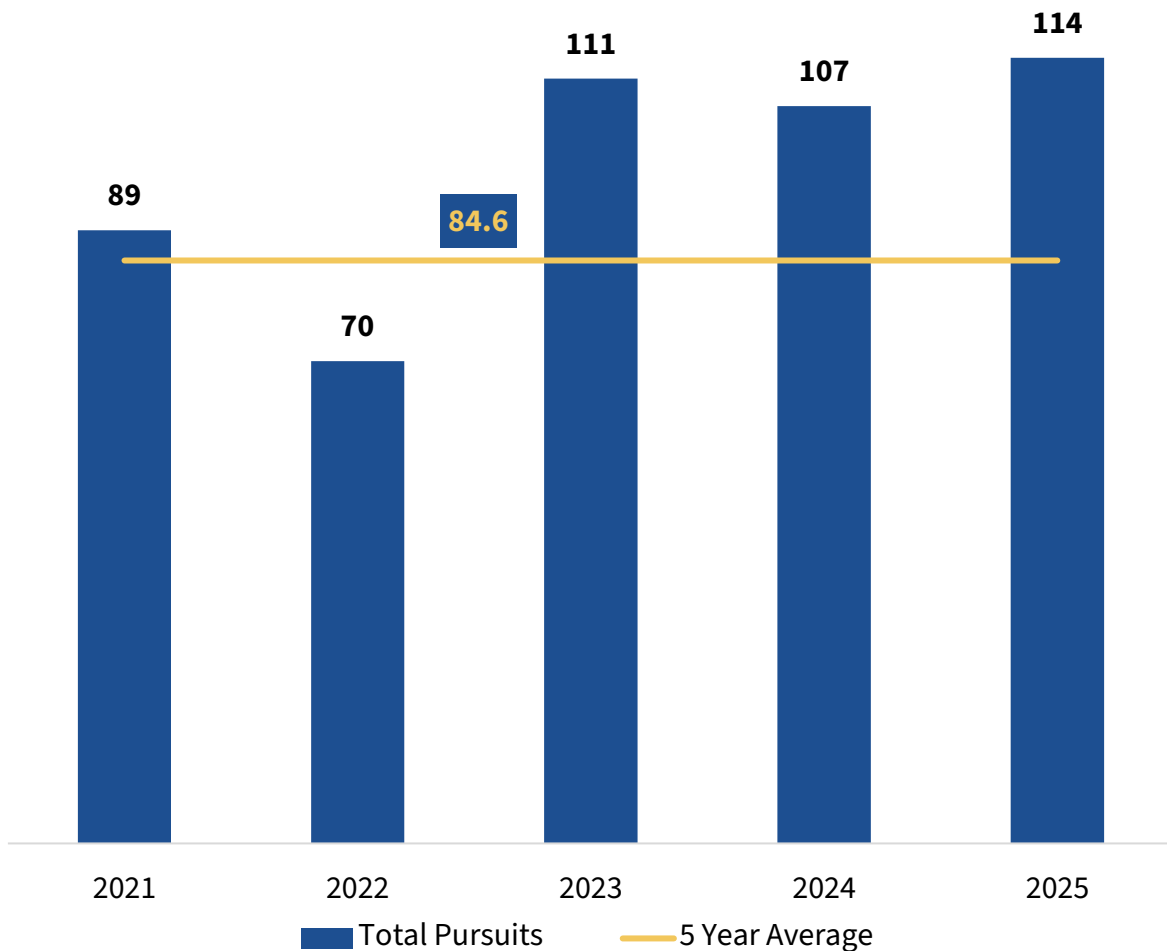
Analysis of the age of the pursued reveals an average age of 29 with the youngest person involved being 14-years-old and the oldest being 66-years-old. **Analysis of 2025 pursuit data revealed no change in the youngest age or the average age of a pursued individual.**

The Police Division continues to seek enhanced pursuit training opportunities for sworn personnel and continuously evaluates pursuit data for policy revision considerations and officer development. These measures in conjunction with proper equipment allocation, policy transparency, and community feedback enhance community safety during pursuit events.



2025 HENRICO POLICE VEHICULAR PURSUIT STATISTICS OCCURENCES & LOCATION

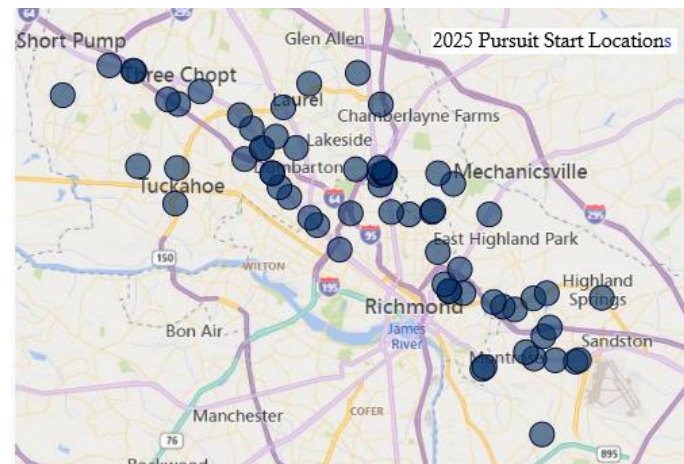
TOTAL PURSUIT INCIDENTS PER CALENDAR YEAR (2021-2025) AND FIVE-YEAR AVERAGE COMPARISON



In 2025, Henrico saw a 6.5% increase in pursuits from 2024, leaving the five-year-average at 84.6.

Source: Professional Standards, Quality Assurance Unit Annual Pursuit Analysis

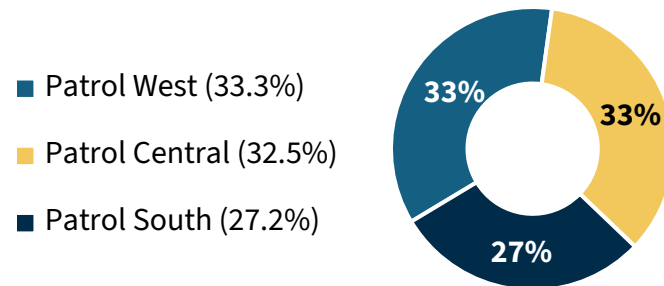
2025 PURSUIT START LOCATIONS



The starting locations for the pursuits in 2025 broken down by Magisterial District.

- **Brookland Magisterial District: 26**
- **Fairfield Magisterial District: 24**
- **Three Chopt Magisterial District: 9**
- **Tuckahoe Magisterial District: 13**
- **Varina Magisterial District: 30**
- **Outside of Henrico County: 12**

2025 PURSUIT INCIDENTS BY PATROL STATION



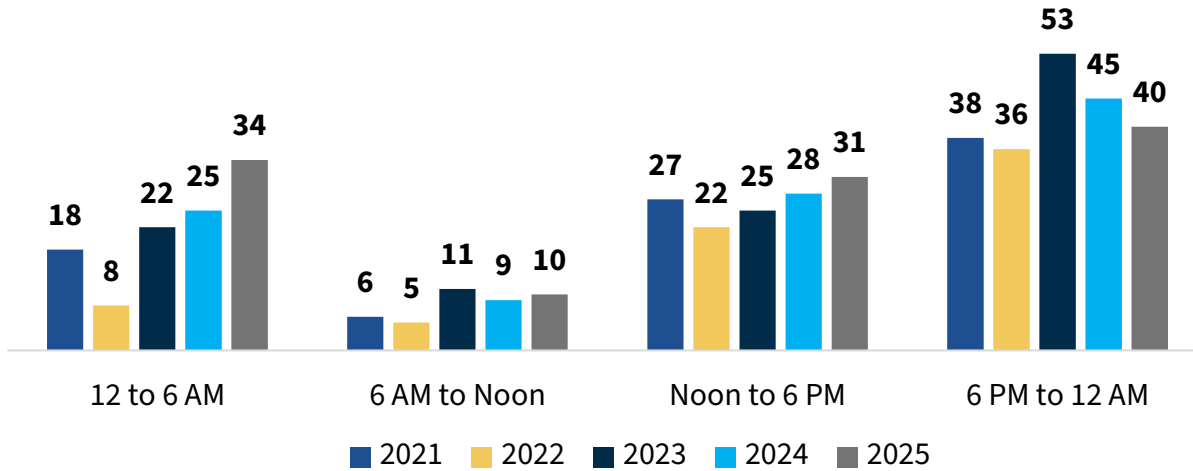
The chart shows the number of pursuit incidents by patrol station in 2025. Thirty-three-percent (33%) of the pursuit incidents occurred in Patrol West.





2025 HENRICO POLICE VEHICULAR PURSUIT STATISTICS INCIDENT OCCURENCES

TIME OF DAY PURSUIT INCIDENTS OCCURRED (2021-2025)



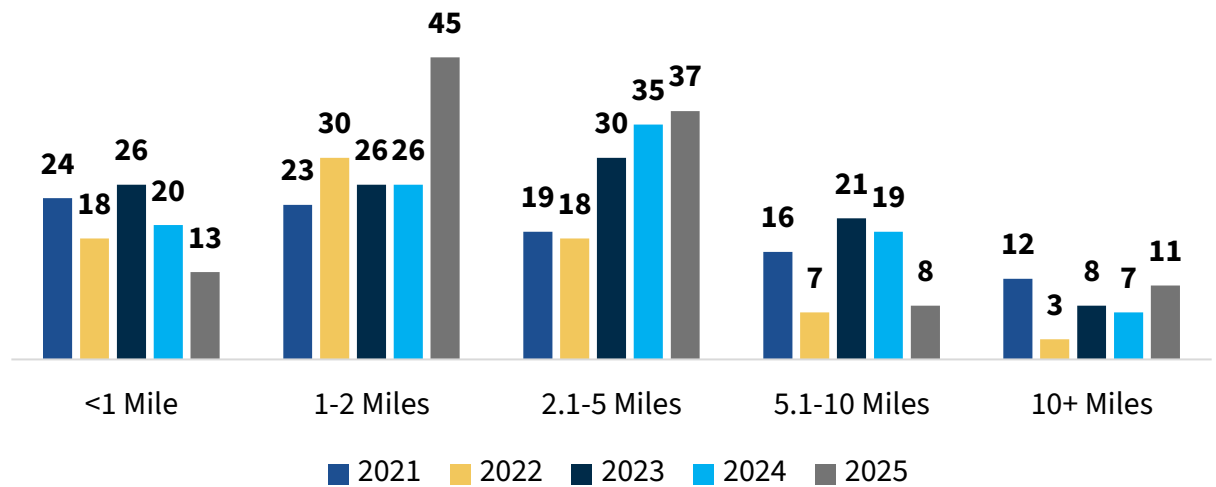
Between 2021 and 2025, a majority of the pursuit incidents occurred in the 6 p.m. to 12 a.m. timeframe.

In 2025, there were 34 pursuits between 12 and 6 a.m., 10 pursuits between 6 a.m. and noon, 31 pursuits between noon and 6 p.m. and 40 pursuits between 6 p.m. and 12 a.m.

DISTANCE OF PURSUIT INCIDENTS TRAVELED (2021-2025)

Between 2021 and 2025, a majority of the pursuit incidents traveled a distance of 1-2 miles.

In 2025, there were 13 pursuits which traveled less than one mile, 45 pursuits traveling 1-2 miles, 37 pursuits 2.1-5 miles, 8 pursuits between 5.1 and 10 miles, and 11 pursuits that traveled more than 10 miles.





2025 HENRICO POLICE VEHICULAR PURSUIT STATISTICS

REASONING FOR FLIGHT & PURSUIT

SUBJECT'S REASONING FOR FLEEING FROM OFFICERS PER CALENDAR YEAR (2021-2025)

SUBJECT'S REASON FOR FLEEING*	2021 INCIDENTS	2022 INCIDENTS	2023 INCIDENTS	2024 INCIDENTS	2025 INCIDENTS	% TOTAL 2021-2025
UNKNOWN/NO STATEMENT	57	37	58	62	66	57%
DUI	4	3	1	3	3	2.9%
MENTAL HEALTH	-	-	-	-	-	0%
KNEW VEHICLE WAS STOLEN	7	11	19	6	8	10.4%
SCARED	7	4	13	7	20	10.4%
POSSESSION OF NARCOTICS	-	-	-	-	2	0.4%
POSSESSION OF STOLEN PROPERTY	3	-	1	2	5	2.2%
WANTED	6	6	10	11	6	7.9%
REVOKED OR SUSPENDED LICENSE	3	2	-	-	2	1.4%
DIDN'T WANT TICKET	-	1	-	-	4	1%
OTHER	2	6	8	-	17	6.7%

OFFICERS' REASONING FOR PURSUIT PER CALENDAR YEAR (2021-2025)

OFFICERS' REASON FOR PURSUIT*	2021 INCIDENTS	2022 INCIDENTS	2023 INCIDENTS	2024 INCIDENTS	2025 INCIDENTS	% TOTAL 2021-2025
VEHICLE FLAGRANTLY RECKLESS PRIOR TO PURSUIT	57	30	37	63	62	50.7%
ARMED & DANGEROUS OR COMMITTED/ATTEMPTED VIOLENT FELONY	22	9	20	19	64	27.3%
STOLEN VEHICLE	2	21	43	19	34	24.2%
ASSISTING ANOTHER AGENCY	-	-	2	-	3	1%
WANTED	-	10	13	6	5**	6.9%

* Please note, the subject and officer may provide multiple reasons for fleeing and/or pursuing.

** Also included in the "Armed & Dangerous or committed/attempted violent felony" number

Source: Professional Standards, Quality Assurance Unit Annual Pursuit Analysis





2025 HENRICO POLICE VEHICULAR PURSUIT STATISTICS CONCLUSIONS & NON-PURSUIT

EVENTS CONCLUDING PURSUITS PER CALENDAR YEAR (2021-2025)

EVENTS CONCLUDING PURSUITS	2021 INCIDENTS	2022 INCIDENTS	2023 INCIDENTS	2024 INCIDENTS	2025 INCIDENTS	% TOTAL 2021-2025
SUSPECT VOLUNTARILY STOPPED	30	27	49	31	31	34.2%
PRECISION IMMOBILIZATIONS TECHNIQUE	6	-	4	2	12	4.9%
POLICE TERMINATED PURSUIT	31	29	37	48	35	36.7%
TIRE DEFLATION DEVICE	6	4	14	7	8	7.9%
CRASH/DISABLED VEHICLE	27	19	33	26	27	26.9%

In 2025 there were 81 instances in which emergency equipment was activated and disregarded by the motorist, but the officer chose not to continue engaging a fleeing suspect as it did not meet established policy criteria. The danger to the public outweighed the severity of the offense in each of these instances, so emergency equipment was deactivated.

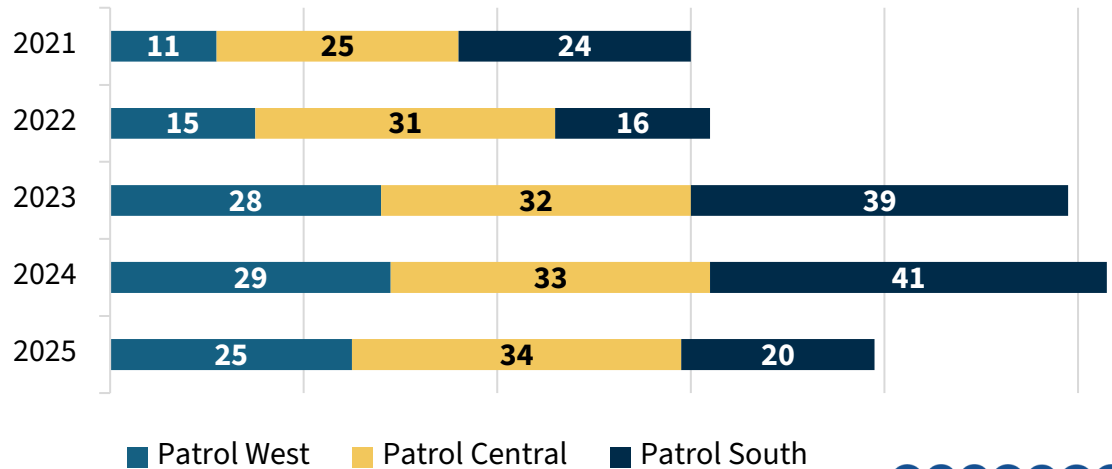
The number of motorists disregarding a lawful traffic stop where a pursuit was not initiated dropped by 21.4% from 2024.

2025 EVENTS CONCLUDING PURSUITS BY TYPE

- Suspect Voluntarily Stopped (27.2%)
- Precision Immobilization Technique (10.5%)
- Police Terminated Pursuit (30.7%)
- Tire Deflation Device (7%)
- Crash/Disabled Vehicle (23.7%)



DISREGARD SIGNAL TO STOP, NON-PURSUIT* (2021-2025)



* Officers elected not to pursue despite signaling vehicle to stop.
Source: Professional Standards, Quality Assurance Unit Annual Pursuit Analysis



Policy & Procedures

POLICY

The authority of a law enforcement officer to engage in vehicular pursuits stems from the duty to apprehend law violators. When officers engage in vehicular pursuits utilizing emergency lights and siren, they shall do so in accordance with existing statutes and this directive. Since vehicle pursuits create the potential in which officers, citizens, and/or the suspect may be killed or seriously injured, pursuits shall only be initiated and continued in accordance with the provisions set forth herein.

The decision to initiate a pursuit is a difficult one. The decision to terminate a pursuit is even more difficult. Professional judgment and objective reasonableness are the determining factors. It shall be noted that a police officer and police supervisor can be held civilly liable for damages and injuries that occur during a pursuit. The pursuit policy for vessels is the same as vehicles.

DEFINITIONS

- **Active School Zone:** School zone that is controlled by signs with flashing yellow lights indicating a reduction in speed or in residential areas where school zones are denoted by road signage and the school is actively accepting or dismissing students.
- **Armed and Dangerous:** A person who has committed or attempted to commit any offense involving the unlawful discharge, display, possession, or use of a weapon or explosive device in such a manner as to provide an officer reason to believe that the person presents an immediate threat to the public.
- **Reckless Driving:** Irrespective of the maximum speeds permitted by law, any person who drives a vehicle on any highway recklessly or at a speed or in a manner so as to endanger the life, limb, or property of any person (Code of Virginia § 46.2-852).
- **Terminate:** To discontinue or stop pursuing a vehicle.
- **Tracking Devices:** Electronic devices able to transmit the vehicle's location in real-time. The device may be a permanent vehicle component, a temporary vehicle component, or an electronic device within the vehicle.
- **Vehicular Pursuit:** An active attempt by a law enforcement officer operating an emergency vehicle while displaying flashing, blinking, or alternating emergency lights, and sounding an intermittent siren to apprehend a suspect who is actively attempting to elude apprehension while operating a moving vehicle.
- **Violent Felony:** Any felony involving the use or threatened use of physical force or violence against another person including, but not limited to, murder, manslaughter, mob-related offenses, rape, kidnapping or abduction, robbery, malicious wounding, escape by force, placing or detonating a destructive/explosive device or bomb.

Forcible Stopping Techniques

- **Intentional Contact** – The act of deliberately making contact with a suspect's vehicle for the purpose of containing the suspect's vehicle. Intentional contact may be used as part of a pre-planned vehicle containment or dynamic vehicle containment. Intentional contact is a trained containment technique to be performed only on slow moving or stationary vehicles. For additional information on Intentional Contact see LP-08B Vehicle Containment.
- **Precision Immobilization Technique (PIT):** The intentional act of utilizing a Police Division vehicle in a prescribed manner to physically contact a fleeing vehicle in order to force it from its original course of travel to a stopped position.
- **Ramming** – The intentional act of using a Police Division vehicle to deliberately contact another vehicle with the intent of preventing or impeding the other vehicle from moving or fleeing. PIT and Intentional Contact are not included in ramming.
- **Roadblocks:** Means the establishment of a barrier across all or a part of the traveled portion of a roadway. This barrier may be moving (as in the case of vehicles placed in front of a fleeing vehicle), or stationary. Roadblocks are frequently established using police vehicles as a barrier but may utilize other objects.
- **Tire Deflation Device:** A device designed to stretch across the roadway with hollow spikes designed to puncture tires of vehicles that run over them, slowly deflating air from the tire slowing the vehicle and ultimately bringing it to a stop.