



County of Henrico, Virginia

2024 - 2025

CONSOLIDATED ANNUAL PERFORMANCE & EVALUATION REPORT

**DRAFT FOR PUBLIC REVIEW
NOVEMBER 25, 2025**

**Department of Community
Revitalization**

County of Henrico, VA

PY 2024-25

Consolidated Annual Performance & Evaluation Report

DRAFT FOR PUBLIC REVIEW

Department of Community Revitalization

November 25, 2025



Acknowledgments

The 2024-2025 Consolidated Annual Performance and Evaluation Report was prepared by the Henrico County Department of Community Revitalization, Division of Community Development.

Henrico County Board of Supervisors as of **January 2025**

Chair, Daniel J. Schmitt, Brookland District

Vice Chair, Roscoe D. Cooper III, Fairfield District

Jody K. Rogish, Tuckahoe District

Misty D. Roundtree, Three Chopt District

Tyrone E. Nelson, Varina District

County Manager, John A. Vithoukas

Department of Community Revitalization, Division of Community Development

Eric Leabough, Director of Community Revitalization

David Sacks, Community Development Manager

Geleene Goffena, AICP, CDBG Program Manager

Joshua Smoot, HOME Program Manager

Makeba Berry, Accountant I

Claire Parkey, Enterprise Zone Program Manager

Paige Baker, Intern III

Stephanie Thompson, Intern II

Addition assistance provided by the U.S. Department of Housing and Urban Development (HUD)

Richmond Field Office, Office of Community Planning and Development

Tom F. Ogunde, Acting Director

P. Anthony Brinkman, Ph.D., CPD Representative

DRAFT

County of Henrico CAPER 2024-25

Preface

The County of Henrico, for Program Year 2024-25, was a recipient of federal Community Block Grant (CDBG), HOME Investment Partnerships (HOME), and Emergency Solutions Grant (ESG) annual entitlement funds through the U.S. Department of Housing and Urban Development (HUD). A requirement of receiving these funds is to submit to HUD, within 90 days of the end of the program year, a report assessing progress in meeting the goals and objectives established in the Consolidated Plan and specific accomplishments and expenditures during the program year. The Henrico County program year is from October 1 to September 30.

The official submission of the Consolidated Annual Performance and Evaluation Report (CAPER) is provided to HUD through the online eCon Planning Suite in HUD's Integrated Disbursement and Information System (IDIS). Henrico County's CAPER submission will occur by December 29, 2025.

This document provides a printed version of information submitted to HUD through IDIS. This document is not the official submission, but rather a compilation of the online information submitted, using a data exporting function provided by IDIS. Once exported, that information was reformatted to provide a more user-friendly document and to make available key informational reports used by HUD in evaluating local government programs for the year. These reports are provided as attachments to this document. Beginning with the 2016-2017 CAPER, data for persons served with ESG funds is no longer provided in Section CR-65 but rather is developed through the Sage HMIS Reporting Repository. A report from that system is directly provided to HUD. A copy of the report generated by that system is provided as an attachment to this document.

Any questions about the CAPER can be directed to:

- In person at:

Henrico County
Department of Community Revitalization
4905 Dickens Road, Suite 200
Henrico, VA 23230

- By mail at:

P.O. Box 90775
Henrico, VA 23273-0775

- By email at:

revitalization@henrico.gov

- By telephone at:

(804) 501-4757

DRAFT

County of Henrico CAPER 2024-25

Contents

CR-05 - Goals and Outcomes	2
CR-10 - Racial and Ethnic composition of families assisted	7
CR-15 - Resources and Investments 91.520(a)	9
CR-20 - Affordable Housing 91.520(b)	16
CR-25 - Homeless and Other Special Needs 91.220(d, e); 91.320(d, e); 91.520(c)	18
CR-30 - Public Housing 91.220(h); 91.320(j)	20
CR-35 - Other Actions 91.220(j)-(k); 91.320(i)-(j)	21
CR-40 - Monitoring 91.220 and 91.230	27
CR-45 - CDBG 91.520(c)	29
CR-50 - HOME 24 CFR 91.520(d)	30
CR-58 – Section 3	32
Attachments	34

CR-05 - Goals and Outcomes

Progress the jurisdiction has made in carrying out its strategic plan and its action plan. 91.520(a)

This could be an overview that includes major initiatives and highlights that were proposed and executed throughout the program year.

Major accomplishments of Henrico County, Virginia, for PY 2024-25 include the following:

- Affordable housing was provided to 81 households through moderate home rehabilitation (11), minor home repairs (60), and down payment assistance (10).
- Homelessness prevention, case management, and shelter were provided to (1377) persons through programs supported by CDBG funds and 2024-25 ESG funds.
- Public services were provided to (109) persons through the CONNECT Program.
- Economic development efforts assisted (36) businesses.

Comparison of the proposed versus actual outcomes for each outcome measure submitted with the consolidated plan and explain, if applicable, why progress was not made toward meeting goals and objectives. 91.520(g)

Categories, priority levels, funding sources and amounts, outcomes/objectives, goal outcome indicators, units of measure, targets, actual outcomes/outputs, and percentage completed for each of the grantee's program year goals.

Goal	Category	Source / Amount	Indicator	Unit of Measure	Expected – Strategic Plan	Actual – Strategic Plan	Percent Complete	Expected – Program Year	Actual – Program Year	Percent Complete
Assist Homeless Families in Obtaining Housing	Homeless	CDBG: \$ / ESG: \$44,981	Tenant-based rental assistance / Rapid Rehousing	Households Assisted	102	36	35.00%	5	25	500.00%
Emergency Shelter and Supportive Services	Homeless	CDBG: \$0 / ESG: \$	Public service activities other than Low/Moderate Income Housing Benefit	Persons Assisted	0	0	0.00%	0	0	0.00%
Emergency Shelter and Supportive Services	Homeless	CDBG: \$0/ ESG: \$	Public service activities for Low/Moderate Income Housing Benefit	Households Assisted	710	121	17.04%	0	0	0.00%

Emergency Shelter and Supportive Services	Homeless	CDBG: \$80,000 / ESG: \$45,000	Homeless Person Overnight Shelter	Persons Assisted	225	1336	594.00%	876	841	96.00%
Emergency Shelter and Supportive Services	Homeless	CDBG: \$0.00 / ESG: \$20,000	Homelessness Prevention	Persons Assisted	0	476		50	476	952.00%
Emergency Shelter and Supportive Services	Homeless	CDBG: \$0.00 / ESG: \$22,000	Other	Other	0	50		75	50	67.00%
Improvements to Low/Mod Areas	Non-Housing Community Development	CDBG: \$0.00	Public Facility or Infrastructure Activities other than Low/Moderate Income Housing Benefit	Persons Assisted	2500	2605	104.20%	0	0	0
Increase Affordable Homeownership Opportunities	Affordable Housing	CDBG: \$ / HOME: \$ / ESG: \$	Public service activities other than Low/Moderate Income Housing Benefit	Persons Assisted	0	0	0.00%	0	0	0.00%
Increase Affordable Homeownership Opportunities	Affordable Housing	CDBG: \$ / HOME: \$ / ESG: \$	Homeowner Housing Added	Household Housing Unit	0	28		0	10	
Increase Affordable Homeownership Opportunities	Affordable Housing	CDBG: \$0.00 / HOME: \$200,000	Direct Financial Assistance to Homebuyers	Households Assisted	103	30	29.00%	10	10	100.00%
Increase Job Opportunities for LMI Individuals	Economic Development	CDBG: \$0.00	Jobs created/retained	Jobs	0	0	0.00%	0	0	0.00%
Prevent Homelessness	Homeless	CDBG: \$ / ESG: \$	Public Facility or Infrastructure Activities other than Low/Moderate Income Housing Benefit	Persons Assisted	0	12	0.00%	0	0	0.00%
Prevent Homelessness	Homeless	CDBG: \$ / ESG: \$	Public service activities other than Low/Moderate Income Housing Benefit	Persons Assisted	0	177	0.00%	0	0	0.00%
Prevent Homelessness	Homeless	CDBG: \$ / ESG: \$	Tenant-based rental assistance / Rapid Rehousing	Households Assisted	125	0	0.00%	0	0	0.00%

Prevent Homelessness	Homeless	CDBG: \$ / ESG: \$	Homeless Person Overnight Shelter	Persons Assisted	0	71	0.00%	0	0	0.00%
Prevent Homelessness	Homeless	CDBG: \$ / ESG: \$	Overnight/Emergency Shelter/Transitional Housing Beds added	Beds	0	0	0.00%	0	0	0.00%
Prevent Homelessness	Homeless	CDBG: \$45,000 / ESG: \$	Homelessness Prevention	Persons Assisted	3250	449	13.51%	16	10	63.00%
Provide Public Services for Low/Mod Populations	Non-Housing Community Development	CDBG: \$184,000	Public service activities other than Low/Moderate Income Housing Benefit	Persons Assisted	1045	1587	152%	125	109	87.00%
Provide Public Services for Low/Mod Populations	Non-Housing Community Development	CDBG: \$0.00	Homeless Person Overnight Shelter	Persons Assisted	0	0	0.00%	0	0	0.00%
Rehabilitation of Existing Housing	Affordable Housing	CDBG: \$ / HOME: \$121,000 / ESG: \$	Homeowner Housing Added	Household Housing Unit	10	0	0.00%	2	0	0.00%
Rehabilitation of Existing Housing	Affordable Housing	CDBG: \$892,593.32 / HOME: \$485,043.23	Homeowner Housing Rehabilitated	Household Housing Unit	378	399	106.00%	84	71	85.00%
Revitalize Older Commercial Corridors	Economic Development	CDBG: \$200,000	Jobs created/retained	Jobs	45	49	109%	6	36	600.00%
Revitalize Older Commercial Corridors	Economic Development	CDBG: \$0.00	Businesses assisted	Businesses Assisted	0	37		0	28	
Support Housing for Special Needs Populations	Affordable Housing	CDBG: \$0.00	Rental units constructed	Household Housing Unit	0	0	0.00%	0	0	0.00%
Support Housing for Special Needs Populations	Affordable Housing	CDBG: \$0.00	Rental units rehabilitated	Household Housing Unit	8	0	0.00%	0	0	0.00%
Support Microenterprise Business Development	Non-Housing Community Development	CDBG: \$0.00	Businesses assisted	Businesses Assisted	25	31	124.00%	0	0	0.00%
Support Non-Housing Needs for Special Populations	Non-Homeless Special Needs	CDBG: \$0.00	Public Facility or Infrastructure Activities other than Low/Moderate Income Housing Benefit	Persons Assisted	285	162	56.84%	0	0	0.00%

Table 1 - Accomplishments – Program Year & Strategic Plan to Date

Assess how the jurisdiction's use of funds, particularly CDBG, addresses the priorities and specific objectives identified in the plan, giving special attention to the highest priority activities identified.

The preservation and development of affordable housing, community economic development, mitigation and prevention of homelessness, and non-housing community development are the four high priority needs identified in the 2020 Consolidated Plan. These priorities were addressed in 2024-25 through the following programs:

Note: HOME expenditures represent amounts drawn during the PY24-25 and therefore may differ from the actual expenditures associated with the specific activities completed during the year.

- Homeowner Rehabilitation through project:HOMES. 11 homes completed (\$97,500.00 CDBG and \$468,241.76 HOME).
- Critical repairs to homes owned by LMI homeowners through project:HOMES and Richmond Habitat. A total of 60 repairs were completed (\$695,930.98 CDBG, including prior year funds).
- Down payment & closing cost assistance through SCDHC to enable homeownership for low-income first-time homebuyers. Funding provided assistance to 5 homebuyers (\$101,415.00 HOME).
- Down payment & closing cost assistance through HOME Inc. to enable homeownership for low-income first-time homebuyers. Funding provided assistance to 5 homebuyers (\$147,127.01 in HOME and \$4,267.50 of prior-year CDBG).
- After-school substance abuse prevention and life skills through the CONNECT Program for at-risk youth residing in 11 low-income communities. 109 students were served throughout the program year (\$183,999.99 CDBG).
- Henrico County received an allocation of ESG funds for 2024-25. In addition to HMIS activities, funds were provided for rapid rehousing (St. Joseph's Villa, 25 persons, \$44,981), emergency shelter (Housing Families First, 136 persons, \$45,000), case management (CARITAS, 476 persons, \$20,000), and emergency medical expenses for unhoused persons (Daily Planet Health Services, 50 persons, \$3,733.93).
- The Commercial Assistance Program, which provides technical assistance and support to small businesses in Henrico's Enterprise HIP Zone, continued in PY 2024-25 and resulted in the creation of 36 new jobs for LMI individuals at a cost of \$138,692.44.
- Improvements were made to a shelter providing shelter and services to unhoused men. \$80,000 of CDBG was provided to CARITAS to assist in renovations and maintenance for the Dinwiddie Shelter. Over 700 unhoused men received services and shelter at the Dinwiddie Shelter over the course of the contract period.
- Housing assistance for formerly incarcerated individuals was provided by OAR of Richmond. \$15,000 of CDBG was provided to OAR to provide housing assistance to persons being released from Henrico County jails. OAR utilized other funding sources throughout the year to meet this

need and none of Henrico's funds were spent. These funds will be reallocated towards future use.

- A program to prevent homelessness was carried out by Commonwealth Catholic Charities for families with children in Henrico Public Schools. 10 households were assisted in being moved to permanent housing with \$30,000 of CDBG funds.
- In addition to regular entitlement funds, Henrico expended all remaining CDBG-CV funds. In 2024-25, the final year of CDBG-CV expenditures, four programs were completed and the following were reported for all years of each program: Commonwealth Catholic Charities (CCC) Dibert Food Pantry (1,162 households); CCC Housing Assessment & Transition Support (47 households with 178 persons); CCC Homeless Diversion and Outreach Program (33 persons); and HumanKind Family Crisis Fund (90 households).

DRAFT

CR-10 - Racial and Ethnic composition of families assisted

Describe the families assisted (including the racial and ethnic status of families assisted).

91.520(a)

Race / Ethnicity	CDBG	HOME
White	263	5
Black or African American	602	29
Asian	3	0
American Indian or American Native	5	0
Native Hawaiian or Other Pacific Islander	2	0
American Indian or American Native & White	3	0
Black or African American & White	6	8
American Indian or American Native & Black	1	0
Other Multi-Racial	51	0
Total	936	42
Hispanic	9	0
Not Hispanic	927	42

Describe the clients assisted (including the racial and/or ethnicity of clients assisted with ESG)

Race / Ethnicity	HESG
American Indian, Alaska Native, or Indigenous	1
Asian or Asian American	5
Black, African American, or African	447
Hispanic/Latina/e/o	36
Middle Eastern or North African	0
Native Hawaiian or Pacific Islander	0
White	144
Multiracial	47
Client doesn't know	0
Client prefers not to answer	7
Data not collected	0
Total	687

Table 2 – Table of assistance to racial and ethnic populations by source of funds

Narrative

The numbers in the CDBG column in Table 2 above reflect all CDBG programs in PY 2024-25, including administration of the project:HOMES Moderate Rehabilitation Program and the HOME Inc down payment assistance program which also have beneficiaries counted in the HOME column (total of 4 White and 11 Black or African American). This table includes persons served who identified as American

DRAFT

County of Henrico CAPER 2024-25

DRAFT

Indian or American Native and White, Black or African American and White, American Indian or American Native and Black, or Other Multi-racial. These categories are not reflected in this table in IDIS.

Additionally, the following persons were served during the program year through programs funded with PY 2019 CDBG-CV funds:

- 33 persons through the homeless outreach program through Commonwealth Catholic Charities (9 White; 2 White Hispanic; 17 Black/African American; 1 Black/African American Hispanic; 1 American Indian/Alaskan Native; 3 American Indian/Alaskan Native & White)
- 141 persons through the Commonwealth Catholic Charities Dibert Food Pantry (38 White; 45 Black/African American; 5 Black/African American and White; 53 Other Multi-Racial)
- 56 households through the HumanKind Family Crisis Fund (7 White, 44 Black/African American; 3 Other Multi-Racial Non-Hispanic; 2 Other Multi-Racial Hispanic)
- The Commonwealth Catholic Charities Housing Assessment and Transition and Support Program assisted 14 persons through placements in permanent housing.

The numbers in the HOME column in Table 2 above reflect the total number of households served during PY 2024-25 through the following projects: project:HOMES Homeowner Rehabilitation, SCDHC Downpayment Assistance, and HOME Inc Downpayment Assistance. 11 homeowner rehabilitation projects were completed in PY 2024-25 and 10 households received downpayment assistance. However, funds drawn can reflect funding from prior year projects paid early in the program year and may not reflect payments for projects completed late in the program year that were not drawn until early in PY 2025-26.

The demographic numbers in Table 2 may include some combination of both household and individual numbers, as different programs require different data-counting practices.

The numbers in the ESG column in Table 2 above reflect demographic data reported by the providers for their corresponding ESG-funded activities: Housing Families First Hilliard House Shelter, St. Joseph's Villa Rapid-Re-housing, CARITAS Case Management, And Daily Planet's Health Services.

In PY 2024-25, the majority of families/individuals assisted were non-white minorities. For CDBG, 72% of those assisted (non-housing and housing activities) were racial and ethnic minorities. For HOME, 88% of those assisted were racial and ethnic minorities. For ESG, 79% of those assisted were racial and ethnic minorities. Overall, the County's population is 49.1% racial and ethnic minorities.

DRAFT

CR-15 - Resources and Investments 91.520(a)

Identify the resources made available

Source of Funds	Source	Resources Made Available	Amount Expended During Program Year
CDBG	public - federal	1,723,593	1,496,070.60
HOME	public - federal	831,141	797,670.54
ESG	public - federal	145,231	126,964.93

Table 3 - Resources Made Available

Narrative

Table 3 - "Resources Made Available" reflects PY 2024-25 allocations plus prior year funds brought forward as part of a mid-year amendment to the Annual Action Plan.

"Amount Expended" for **CDBG** reflects draws that were all associated with expenditures that occurred during PY 2024-25 plus any draws that occurred in the first month of PY 2025-26 that were associated with the 2024-25 Program Year. This total does not include draws that occurred at the beginning of PY 2024-25 that were associated with expenses from the prior (2023-24) program year. Sources and expended totals do not include CDBG-CV funds.

"Amount Expended" for **HOME** reflects draws that occurred during PY 2024-25. These funds were drawn for activities associated with the 2024-25 grant or earlier grants. Not reflected in the "Expended" amount in Table 3 includes 2024 grant funds expended (drawn) in the first few months of PY 2025-26 which may have been associated with 2024 activities. The amount drawn is based on the LOCCS Send Date as reported on the PR-07 and/or the date of voucher submission. HOME Funds do not include HOME-ARP funds.

"Amount Expended" for **ESG** reflects draws that occurred during the program year. All of the amount drawn (\$126,964.93) was Grant Year 2024 funds drawn during the 2024 program year. There were no prior year grant funds drawn during 2024. Information for amounts expended was derived from PR-07 reports, *Drawdown Report by Voucher Number – Vouchers Submitted to LOCCS*. and/or the date of voucher submission.

\$54,902.64 of HOME Program Income (includes PI and HP funds) was received and a total of \$54,902.64 was expended (drawn) during the program year. No additional CDBG-CV funds were made available during the program year. During 2025-25, **CDBG-CV** expended (drawn) amounts totaled \$284,153.31. These were the final draws for CDBG-CV funds. PY 2024 **HOME-ARP** expenditures totaled \$30,404.57.

Identify the geographic distribution and location of investments

Target Area	Planned Percentage of Allocation	Actual Percentage of Allocation	Narrative Description
County-wide	100	100	

Table 4 – Identify the geographic distribution and location of investments

Narrative

Henrico County did not designate any target areas for PY 2024-25. See Figure 1 to see a map of projects completed around the county for PY 2024-25.

Leveraging

Explain how federal funds leveraged additional resources (private, state and local funds), including a description of how matching requirements were satisfied, as well as how any publicly owned land or property located within the jurisdiction that were used to address the needs identified in the plan.

The use of federal CDBG and HOME funds by Henrico County leveraged over \$3 million in state, local, federal, and private funds. This leveraged amount includes the following: County contributions from the general fund budget to 27 agencies providing services, towards the development of a supportive housing project, and to a local land trust for affordable housing; HOME match as reported in this CAPER; CDBG leveraged amounts reported as “other funds” in IDIS; value of financial and material contributions for HOME-eligible projects through sub-recipient volunteer programs; and value of volunteer time for assistance with improvements to HOME-eligible households.

Many of Henrico’s CDBG, HOME, and ESG subrecipients oversee regionally supported projects and receive funds from multiple jurisdictions, as well as additional state funding. In addition, several agencies operate their programs in publicly owned facilities or on publicly owned land. Henrico County owns the land and building used by Housing Families First where they operate the Hilliard House shelter and have their administrative offices where they operate several programs including the rapid rehousing program. In addition to the funds leveraged by the CONNECT program, in-kind contributions of program space from four apartment communities are provided. Other examples where Henrico CPD funds leveraged other funding include: additional homebuyer assistance funding through Virginia Housing, the Federal Home Loan Bank of Atlanta, and others; private investment in businesses assisted through the Commercial Assistance Program; numerous funding sources provided to homeless service providers; volunteer and in-kind services provided to housing repair and rehabilitation programs; other state and federal grants provided to multi-family housing.

During the 2024-2025 school year HCPS identified 1,235 students as eligible under McKinney-Vento. During FY 2024-2025, Henrico County Public Schools (HCPS) was in year two of a three-year grant. The grant was awarded by Project Hope of Virginia as part of the McKinney-Vento Homeless Education Act. The total award amount for the 2024-2025 fiscal year was \$138,604. Funding covered program staff, engagement and enrollment events, staff professional development, school of origin transportation, and supports promoting regular attendance and full academic participation.

As of June 2025, based on data from the from HUD Community Assessment Reporting Tool (CART) (<https://egis.hud.gov/cart/>), there were 2,429 housing units in Henrico County receiving project-based rental assistance. There were an additional 1,513 housing choice (tenant-based) vouchers used in the County as of November 2024. These vouchers are issued and managed by several different agencies, with the majority issued and managed by the Richmond Redevelopment and Housing Authority. Vouchers are also issued and managed by Richmond Residential Services for adults with intellectual disabilities through the HUD Veterans Affairs Supportive Housing (HUD-VASH) program, Henrico Area Mental Health & Developmental Services (HAMHDS) and the Central Virginia Resource Corporation (CVRC).

DRAFT

HOME matching requirements were provided through a variety of sources including volunteer program contributions, cash provided by homebuyers, and other matching grants. ESG matching requirements included Commonwealth ESG funds, private charitable contributions, United Way and similar funding, in-kind contributions from public and private agencies, funding provided through the CoC, and CDBG funds provided for homelessness prevention.

Applicable Non-Departmental Total for County FY 2024-25:	\$887,189.00
Value of Comm Maintenance Volunteer projects	\$1,985.60
Value of pH volunteer projects & donations	\$838,218.49
CDBG Leveraging (CONNECT Program)	\$570,168.00
CCP Program	\$12,124.57
SCDHC Match	\$91,270.53
HOME Inc. Match	\$62,599.39
Total	\$2,463,555.58

Fiscal Year Summary – HOME Match	
1. Excess match from prior Federal fiscal year	\$24,497,383.45
2. Match contributed during current Federal fiscal year	\$1,006,198.58
3 .Total match available for current Federal fiscal year (Line 1 plus Line 2)	\$25,503,582.03
4. Match liability for current Federal fiscal year	\$302,970.67
5. Excess match carried over to next Federal fiscal year (Line 3 minus Line 4)	\$25,200,611.36

Table 5 – Fiscal Year Summary - HOME Match Report

DRAFT

DRAFT

Match Contribution for the Federal Fiscal Year								
Project No. or Other ID	Date of Contribution	Cash (non-Federal sources)	Foregone Taxes, Fees, Charges	Appraised Land/Real Property	Required Infrastructure	Site Preparation, Construction Materials, Donated labor	Bond Financing	Total Match
1	1/15/2025	\$10,434.00						\$10,434.00
2	2/18/2025	\$8,033.00						\$8,033.00
3	5/8/2025	\$8,696.00						\$8,696.00
4	7/7/2025	\$29,791.39						\$29,791.39
5	7/15/2025	\$5,645.00						\$5,645.00
6	2/10/2025	\$4,780.93						\$4,780.93
7	4/17/2025	\$38,065.00						\$38,065.00
8	4/22/2025	\$22,179.00						\$22,179.00
9	5/19/2025	\$7,775.00						\$7,775.00
10	6/13/2025	\$18,470.60						\$18,470.60
11	9/30/2025					\$1,985.60		\$1,985.60
12	9/30/2025					\$12,124.57		\$12,124.57
13	9/30/2025	\$430,002.07						\$430,002.07
14	9/30/2025	\$295,347.47						\$295,347.47
15	9/30/2025					\$112,868.95		\$112,868.95

Table 6 – Match Contribution for the Federal Fiscal Year

HOME MBE/WBE report

Program Income – Enter the program amounts for the reporting period				
Balance on hand at the beginning of reporting period \$	Amount received during reporting period \$	Total amount expended during reporting period \$	Amount expended for TBRA \$	Balance on hand at end of reporting period \$
\$0.00	\$54,902.64	\$54,902.64	\$0.00	\$0.00

Table 7 – Program Income

Table 7 – Program Income, the “Amount received during reporting period” and the “Total amount expended during reporting period” includes PI funds received and expended during the reporting period (program year) as shown on the PR-09 report.

DRAFT

DRAFT

Minority Business Enterprises and Women Business Enterprises – Indicate the number and dollar value of contracts for HOME projects completed during the reporting period						
	Total	Minority Business Enterprises				White Non-Hispanic
		Alaskan Native or American Indian	Asian or Pacific Islander	Black Non-Hispanic	Hispanic	
Contracts						
Number	7	0	0	2	1	4
Dollar Amount	\$435,997	\$0	\$0	\$104,453	\$148,290	\$183,254
Sub-Contracts						
Number	0	0	0	0	0	0
Dollar Amount	\$0	\$0	\$0	\$0	\$0	\$0
	Total	Women Business Enterprises	Male			
Contracts						
Number	7		7			
Dollar Amount	\$0	\$0	\$435,997			
Sub-Contracts						
Number	0	0	0			
Dollar Amount	\$0	\$0	\$0			

Table 8 - Minority Business and Women Business Enterprises

Minority Owners of Rental Property – Indicate the number of HOME assisted rental property owners and the total amount of HOME funds in these rental properties assisted						
	Total	Minority Property Owners				White Non-Hispanic
		Alaskan Native or American Indian	Asian or Pacific Islander	Black Non-Hispanic	Hispanic	
Number	0	0	0	0	0	0
Dollar Amount	0	0	0	0	0	0

Table 9 – Minority Owners of Rental Property

DRAFT

DRAFT

Relocation and Real Property Acquisition – Indicate the number of persons displaced, the cost of relocation payments, the number of parcels acquired, and the cost of acquisition						
Parcels Acquired		0		0		
Businesses Displaced		0		0		
Nonprofit Organizations Displaced		0		0		
Households Temporarily Relocated, not Displaced		0		0		
Households Displaced	Total	Minority Property Enterprises				White Non-Hispanic
		Alaskan Native or American Indian	Asian or Pacific Islander	Black Non-Hispanic	Hispanic	
Number	0	0	0	0	0	0
Cost	0	0	0	0	0	0

Table 10 – Relocation and Real Property Acquisition

DRAFT

CR-20 - Affordable Housing 91.520(b)

Evaluation of the jurisdiction's progress in providing affordable housing, including the number and types of families served, the number of extremely low-income, low-income, moderate-income, and middle-income persons served.

	One-Year Goal	Actual
Number of Homeless households to be provided affordable housing units	11	27
Number of Non-Homeless households to be provided affordable housing units	96	81
Number of Special-Needs households to be provided affordable housing units	0	0
Total	107	108

Table 11 – Number of Households

	One-Year Goal	Actual
Number of households supported through Rental Assistance	10	0
Number of households supported through The Production of New Units	2	0
Number of households supported through Rehab of Existing Units	84	71
Number of households supported through Acquisition of Existing Units	10	10
Total	106	81

Table 12 – Number of Households Supported

Discuss the difference between goals and outcomes and problems encountered in meeting these goals.

Table 11 — The "one-year goal" number represents households provided with permanent housing through the Commonwealth Catholic Charities Homeless Diversion and Prevention Program serving McKinney-Vento families, with 10 households served (CDBG), and with St. Joseph's Villa Rapid Rehousing (ESG) serving 17 households (25 people).

Table 12 — The 'Actual' number of 0 households provided rental assistance (OAR - CDBG funds); the 'Actual' number of 71 households is homeowner rehabs and repairs through project:HOMES and Richmond Habitat. The actual number of 10 represents down payment assistance grants for first-time homebuyers (acquisition of existing units), providing a grand total of 81 households assisted.

Significant differences between the one-year goals and actual production in tables 11 and 12 are attributed to the following:

- Table 12, Row 1: The One-Year goal was a projection for households served through OAR, with an actual of 0. The provider utilized other funds to meet this need. Row 2: The One-Year goal for production of new housing units included 2 CHDO projects. The County uses less restrictive local funds which are more attractive to developers. As this trend continues, we will continue to request reprogramming of CHDO funds to entitlement funds. Row 4 includes DPA projects completed by HOME Inc. and SCDHC.

Discuss how these outcomes will impact future annual action plans.

Given the success with the homeowner repair and rehabilitation programs, little change is expected. If additional funds are provided in future HUD allocations, corresponding increases in allocations to the repair and rehabilitation programs will likely be provided, given the continual needs of this type of assistance. During PY 2024-25, the Down Payment and Closing Cost Assistance programs was successful in achieving production goals continuing the reversal of a trend where goals were not met due to a very difficult real estate market. Because of two years of success, the 2025-26 Action Plan increased funding for this program to enable low- and moderate-income households to become homeowners. Performance of all programs is closely monitored so that mid-year program adjustments and reallocations can be made. Allocations may be reduced in future Action Plans for subrecipients who are unable to fully meet expectations and spend the funds allocated. Subrecipients who demonstrate they are able meet their goals and spend all funds are considered for additional funding in future years or supplemental funding in current year if available.

Include the number of extremely low-income, low-income, and moderate-income persons served by each activity where information on income by family size is required to determine the eligibility of the activity.

Number of Households Served	CDBG Actual	HOME Actual
Extremely Low-income	15	5
Low-income	40	16
Moderate-income	20	0
Total	75	21

Table 13 – Number of Households Served

Narrative Information

The CDBG numbers in Table 13 above include the households or individuals served under the project:HOMES repair program (55) and the Richmond Metro Habitat for Humanity roof repair program (5). The total also includes double-counting of households served in the HOME-funded homeowner rehabilitation program due to the use of CDBG funds for administrative costs and portions of rehabilitation costs (10 households) and households provided HOME-funded down payment and closing cost assistance by HOME Inc (5 households). HOME numbers include households served by the project:HOMES moderate rehabilitation program (11) and the HOME Inc. (5) and Southside Community Development and Housing Corporation (5) down payment assistance programs.

CR-25 - Homeless and Other Special Needs 91.220(d, e); 91.320(d, e); 91.520(c)

Evaluate the jurisdiction's progress in meeting its specific objectives for reducing and ending homelessness through:

Reaching out to homeless persons (especially unsheltered persons) and assessing their individual needs

During the 2024-25 program year, ESG funds were reinstated for Henrico County. These funds enabled the following accomplishments by funding programs fully or in-part: street medicine serving 50 persons, case management services to 476 persons in congregate shelter, 136 persons in family shelter, rapid rehousing provided to 25 persons, and 10 families provided permanent housing having been relocated from residence in hotels.

Addressing the emergency shelter and transitional housing needs of homeless persons

During PY 2024-25, Henrico County received an allocation of ESG entitlement funds. The following projects were served with ESG funds.

- Housing Families First provided emergency shelter to 135 individuals and 43 families.
- Saint Joseph's Villa provided rapid rehousing to 25 individuals.
- Shelter case management program operated by CARITAS that has served 476 individuals.
- Daily Planet Health Services provided emergency medical care expenses supporting 50 unhoused persons.

Helping low-income individuals and families avoid becoming homeless, especially extremely low-income individuals and families and those who are: likely to become homeless after being discharged from publicly funded institutions and systems of care (such as health care facilities, mental health facilities, foster care and other youth facilities, and corrections programs and institutions); and, receiving assistance from public or private agencies that address housing, health, social services, employment, education, or youth needs

Henrico County's Department of Social Services (HDSS) created the Family Services Intake Unit in 2010 to assist families and individuals in crisis. The intake unit manages the local hotlines for Child protective Services, Adult Protective Services, and the Community Resource Line. The intake unit responds to emergency needs requests via the Community Resource line by providing information and referrals and homeless prevention assessments. Citizens contact the intake unit for a wide variety of emergency needs that can include housing, utilities, food, clothing, and medical.

In the period from July 1, 2024 to June 30, 2025, the Family Services Intake Unit completed 1,574 Child Protective Services referrals, 1,677 Adult Protective Services referrals, and 409 requests for assistance, information, and referral. The Family Services Intake Unit also provided financial assistance to 68 households to assist with eviction prevention, first months' rent / security deposits, and reconnection of utilities.

DRAFT

CDBG and CDBG-CV funds were used during PY 2024-25 to prevent homelessness and/or help families leave homelessness. The CDBG-CV funded Family Crisis Fund program (administered by HumanKind) assisted 48 persons with rental assistance during this period, preventing potential eviction. The Commonwealth Catholic Charities Homeless Diversion and Prevention program used CDBG funds to assist 10 households with moving from hotels into permanent housing. CDBG funds were allocated to OAR of Richmond to assist individuals leaving incarceration with obtaining stable housing; however OAR was able to use other funds to meet this need and did not spend any CDBG funds on this activity.

Helping homeless persons (especially chronically homeless individuals and families, families with children, veterans and their families, and unaccompanied youth) make the transition to permanent housing and independent living, including shortening the period of time that individuals and families experience homelessness, facilitating access for homeless individuals and families to affordable housing units, and preventing individuals and families who were recently homeless from becoming homeless again

PY 2024-25 CDBG funds enabled ten households with Henrico County Public Schools McKinney-Vento qualifying children to be relocated from residence in hotels to permanent housing. PY 2024-25 ESG funds enabled the rapid rehousing of 25 households.

DRAFT

CR-30 - Public Housing 91.220(h); 91.320(j)

Actions taken to address the needs of public housing

The County of Henrico has no public housing. Henrico County encourages affordable homeownership for low-income households through several programs. Specific actions during PY 2024-25 to remove barriers and promote affordable housing included the following:

- Allocation of \$147,127.01 of HOME funds and \$4,267.50 of CDBG funds to HOME Inc. for down payment/closing cost assistance and homeownership counseling.
- Allocation of \$101,415.00 to Southside Community Development and Housing Corporation for down payment/closing cost assistance and homeownership counseling.
- Allocation of \$630,713.98 to project:HOMES for Critical Home Repairs.
- Allocation of \$67,527.00 to Richmond Metropolitan Habitat for Humanity for Critical Home Repairs.
- Allocation of \$468,241.76 to project:HOMES for Homeowner Rehabilitation Program as well as \$97,500 of CDBG funds.
- Henrico County routinely supports applications for Low Income Housing Tax Credits, including those that receive an allocation of project-based vouchers.

Actions taken to encourage public housing residents to become more involved in management and participate in homeownership

The County of Henrico has no public housing.

Actions taken to provide assistance to troubled PHAs

The County of Henrico has no public housing.

CR-35 - Other Actions 91.220(j)-(k); 91.320(i)-(j)

Actions taken to remove or ameliorate the negative effects of public policies that serve as barriers to affordable housing such as land use controls, tax policies affecting land, zoning ordinances, building codes, fees and charges, growth limitations, and policies affecting the return on residential investment. 91.220 (j); 91.320 (i)

Henrico County works in numerous ways to reduce the barriers to affordable housing. Building codes and tax policies are governed by state law and not subject to local adjustment but the County continues to provide an exemption from real estate taxes for low/moderate-income seniors and disabled homeowners through the Real Estate Advantage Program (REAP) and the Real Estate Cap Program (RECAP). Henrico reduces barriers to residential development of all types by not requiring cash proffers. The real estate tax rate in Henrico County is among the lowest in the region and is the lowest among large urban localities in Virginia. The Comprehensive Plan designates substantial area for residential development and Henrico County regularly approves new subdivisions and multi-family development for all income levels. During County Fiscal Year 2024-25, permits were issued for 887 new single-family homes, a 5.6% increase from the previous year. 230 permits were issued for two-family buildings, almost double the previous year. 31 permits were issued for multi-family buildings, a 32% increase from the previous year.

A substantial overhaul of the County Zoning Ordinance occurred in September 2021, with further amendments in December 2022, and September 2024, many of which removed barriers to affordable housing including removal of townhouse rental limitations, adding “live/work” residential use, allowing accessory dwelling units (ADUs), reduction in single-family lot size, and greater ability to develop nonconforming residential lots, and adding language for compatibility with State law for accommodations for persons with disabilities.

The *2020 Analysis of Impediments to Fair Housing Choice in the Greater Richmond and Tri-Cities Region (AI)*, prepared by a consultant independent from Henrico County and completed in February 2021, identified no impediments to fair housing choice resulting from the negative effects of public policies.

As of June 2025, the rental housing market includes 2,429 units supported by project-based housing choice vouchers or equivalent programs, providing housing opportunities for very low-income households. (source: RRHA Annual Agency Plan for Fiscal Year 2026) According to the Department of Housing and Urban Development's (HUD) Enterprise Income Verification (EIV) data (<https://egis.hud.gov/cart/#>), there were 1,513 portable housing choice vouchers in use in Henrico County as of November 2024. As of November 2025, Henrico County had 6,870 rental units supported by low-income housing tax credits, with an additional 178 units approved but not yet completed.

Actions taken to address obstacles to meeting underserved needs. 91.220(k); 91.320(j)

While there are several constraints to meeting the needs of low-, very low-, and moderate-income residents, the primary obstacle has been the lack of funding to fully address all needs. In response to the level of need, Henrico County continued to allocate a significant portion of its PY 2024-25 CDBG entitlement funds to housing or housing related assistance, providing 72.6% of non-administrative funds

DRAFT

for this purpose. In 2018, Henrico County created the Revitalization Fund, allocating \$2 million to convert vacant and blighted properties, through rehabilitation or new construction, to provide homeownership opportunities for low- and moderate-income households. Since then, an additional \$5.8 million has been provided to the fund.

The PY 2024-25 Annual Action Plan was amended to incorporate unspent prior-year CDBG and HOME entitlement funds, including \$113,039.32 in CDBG funds and \$26,960.59 in HOME funds. All unspent prior-year funds were reallocated to housing and/or housing assistance programs.

Henrico County also continues to support the allocation of Low-Income Housing Tax Credits (LIHTCs) to developments in Henrico. However, no new LIHTCs were allocated to developments in Henrico County during PY2024-25.

Over the past several program years, there has been a severe lack of available affordable housing for rent and/or purchase. The percentage of single-family homes that are affordable to a household earning at or less than 80% AMI has decreased drastically. Despite the availability of homebuyer assistance funding, potential homebuyers have been unable to find homes within their purchasing range. In response to this issue, Henrico County has continued to calculate local housing values in lieu of utilizing the HUD value limits for the HOME program in PY2024-25. Henrico County also retained the increases the downpayment assistance implemented in PY 2023-24 and negotiated with downpayment service providers to increase the downpayment assistance cap for PY 2025-26.

Henrico County established an Affordable Housing Trust Fund on July 1, 2024, funded by real estate taxes generated by data centers located in the County. The initial commitment to the Trust Fund was \$60 million over five years. Funds can be used to acquire land for housing, engineering and design, site preparation, and construction. Trust fund developments are also eligible for various county fee waivers. During the PY 2024-2025, the Trust Fund supported the sale of 94 affordable homes across five newly-constructed communities to families earning between 80% and 120% AMI. These homes sold for an average of \$80,000 below the price of identical market-rate units in the same developments. That price reduction is the result of direct funding from the AHTF of \$8.3 million as well as approximately \$1 million in value from waived permit and planning fees and water/sewer connection credits from Henrico County Public Utilities. These projects offer affordable housing opportunities to buyers in the “missing middle” whose incomes are around the area median but are still priced out of the current real estate market in Henrico.

Actions taken to reduce lead-based paint hazards. 91.220(k); 91.320(j)

As referenced in the Annual Action Plan, Henrico County provides up to \$5,000 for lead-based paint assessment and abatement for homes receiving assistance through the moderate rehabilitation program.

All CDBG and HOME activities in Henrico County which involve the purchase or repair/renovation of houses built prior to 1978 follow federal lead-based paint regulations. During the implementation of these activities, appropriate steps are taken depending on the level of funding for the unit when lead-based paint is detected or presumed to be present. Subrecipient staff is trained on lead-based paint

DRAFT

DRAFT

requirements (HUD Lead Safe Work Practice Certification; EPA Renovation, Repair and Painting Certification; and Healthy Homes for Community Health Worker Certification) and practices and each homeowner in a pre-1978 home is provided the EPA/HUD booklet “Protect Your Family from Lead in Your Home”. Homeowners in repair/rehabilitation programs also receive the EPA booklet “The Lead-Safe Certified Guide to Renovate Right”. A homeowner's signature noting receipt of these documents is placed in each client file. Contractors used for repair/rehabilitation work are all EPA-certified under 40CFR Part 745.82 and 745.84.

Actions taken to reduce the number of poverty-level families. 91.220(k); 91.320(j)

The Commercial Assistance Program, the Enterprise Zone Façade Grant program, and the Enterprise Zone Design Assistance program facilitate development and expansion of businesses to create jobs available to low- and moderate-income persons including persons in poverty. The façade grant and design assistance programs were not funded in PY24 but utilize prior year funding.

Funding was provided in PY 2022-23 for a small business revolving loan fund. That program began operating in PY24-25 with a CDFI subrecipient partner and it is anticipated that jobs will be created beginning in PY25.

Using CDBG-CV funds, HumanKind operated the Family Crisis Fund which provided one-time, emergency assistance to households which were otherwise stable. Funds were used for rent, utilities, car repairs, and other unexpected costs which could threaten the financial stability of the household and jeopardize their housing or employment. During PY24-25, 57 households were assisted in order to maintain financial stability.

Poverty estimates for Henrico County are based on the Census Bureau’s American Community Survey (ACS) 1-Year Estimates. After a decline in the number of residents living below the poverty level between 2020 and 2021, the total increased to approximately 30,014 persons in 2022 and 31,225 persons in 2023. The most recent 2024 ACS 1-Year estimate indicates 36,625 residents are living below the federal poverty level, representing an increased poverty rate to 10.97% within the county.

The Henrico County Economic Development Authority actively recruits businesses to locate in Henrico County, providing employment with living wages. During PY 2024-25, the EDA launched the Henrico Global Business Gateway to attract new international firms to establish a US headquarters in the County. Several businesses announced or completed expansions in Henrico County including Atlantic Union Bank expanding their existing footprint with 50 new jobs, Red River Foods headquarters expansion with 23 new jobs to grow its nut and snack food processing facility.

Actions taken to develop institutional structure. 91.220(k); 91.320(j)

The County has designated staff to administer the programs and activities funded with CDBG, HOME and ESG funds. Staff work with individual County Departments, including Public Works, Social Services, Recreation and Parks, Mental Health, Planning, Public Utilities, Building Inspections, Henrico County Public Schools, and the Division of Community Maintenance to coordinate the administration of

DRAFT

DRAFT

programs to be carried out. Staff regularly track the production and effectiveness of County agencies, and subrecipients tasked with implementing programs with CDBG, HOME, and ESG funds. Program staff regularly meet to discuss program implementation, enhancements, and adjustments with these agencies.

The Department of Community Revitalization works to rapidly fill vacancies within positions responsible for administering these programs and keeps abreast on program requirements and best practices for administering programs and serving the populations targeted by these programs and the associated funding. Department staff continuously work to identify new community partners to effectively administer programs serving these populations and participates, or leads, in the training of new program staff of our program partners.

Actions taken to enhance coordination between public and private housing and social service agencies. 91.220(k); 91.320(j)

Actions taken included:

- Continued participation as an active partner in the Greater Richmond Continuum of Care, including representation on the Board and Ranking Committee, addressing homeless issues in the metropolitan area.
- Continued policy of no cash proffers for the development of new single-family houses to ensure greater affordability.
- Provided funds for down payment and closing costs assistance to facilitate homeownership opportunities for low-income individuals.
- Regular communications and discussions with all currently funded housing providers and others.
- Convened a quarterly meeting of multiple County agencies (Resource Team) involved in addressing housing, social service, safety, and mental health needs of predominantly low-income Henrico residents.
- Continued representation on the regional non-profit Partnership for Housing Affordability
- Participation in the bi-monthly meeting of the Richmond Community Development Alliance fostering coordination among Richmond area housing non-profits and the three entitlement jurisdictions.
- Henrico County routinely enters into Memoranda of Agreement with new or about to be renovated apartment communities seeking tax credits or bond financing to ensure high quality improvements, public safety, and quality living environments.
- Creation of the Henrico Housing Trust Fund enabled the ability to provide financial support for private development of affordable housing.
- be renovated apartment communities seeking tax credits or bond financing to ensure high quality improvements, public safety, and quality living environments.
- Creation of the Henrico Housing Trust Fund enabled the ability to provide financial support for private development of affordable housing.

DRAFT

Identify actions taken to overcome the effects of any impediments identified in the jurisdictions analysis of impediments to fair housing choice. 91.520(a)

In February 2021, Henrico County completed the *2020 Analysis of Impediments to Fair Housing Choice in the Greater Richmond and Tri-Cities Region (AI)*. This document was a regional undertaking involving the six entitlement jurisdictions in central Virginia (Henrico and Chesterfield Counties, and the Cities of Richmond, Petersburg, Colonial Heights, and Hopewell) The AI was prepared by a consultant and identified impediments specific to each individual jurisdiction as well as regional impediments.

There were three impediments specific to Henrico County:

1. Denial of housing to renters by landlords refusing to accept housing vouchers.
2. Denial for mortgage loans for African American/Black applicants and Latino/Hispanic applicants at 2 and 1.5 times the rate respectively of those for white applicants.
3. High opportunity environments not available to all residents:
 1. an imbalance of modest wage jobs and affordable housing units with 20,000 more jobs than housing units.
 2. the widest gap in the region in access to high-performing schools for non-white and Hispanic children.

Specific Action Items for Henrico County were provided as follows:

1. *Participate in a Working Group to coordinate implementation of the Fair Housing Action Plan.* PlanRVA originally intended to coordinate this effort potentially in conjunction HOME, Inc. and reached out to all Participating AI localities. Ultimately it was determined by a majority of the participating AI localities to assume their own responsibility for implementation of the Fair Housing Action Plan as assigned to each locality.
2. *Commit to funding fair housing education and outreach.* Henrico County has provided prior year funding for this activity.
3. *Increase the supply of multi-family rentals.* During Calendar Year 2024, 2,863 units of multi-family housing were added.
4. *Strengthen funding for eviction programs.* Funding was provided in PY20-21 and 21-22 for such a program. Those programs in 2021-22 served a total of 990 households through the use of CDBG and CDBG-CV funds. The agency providing this service to Henrico residents did not request further funding for PY22-23, 23-24, or 24-25.
5. *Support state and federal regulatory reform to address rental housing disparities.* Key changes occurred to State law in 2022 that eliminated barriers based on source of rent (i.e., landlords could no longer refuse to rent to voucher holders).
6. *Include recommendations from the AI into the County Comprehensive Plan update.* An initial draft of a housing analysis for the Plan was completed in 2023-24, and the Plan update continued through 2024-25. Specific recommendations regarding housing are expected to be developed and adopted into the Plan during 2025-26

DRAFT

7. *Support the expansion of the regional land trust.* Henrico County has provided funding in the amount of \$825,077 to the regional land trust in prior years to fund a 21-home subdivision and other single-family homes and an additional \$114,867 in PY 2023-24.
8. *Continue to fund home repair and rehabilitation programs.* For PY24-25, just under \$1.4 million of CDBG and HOME funding was provided for this purpose.
9. *Support recommendations of the “Confronting School and Housing Segregation in the Richmond Region” study.*
10. *Prioritize funding to expand public transportation and support affordable housing near job-rich areas.* In PY23-24 GRTC transit Service was expanded to serving numerous areas of Henrico County including: Brook Road to Virginia Center Commons, Staples Mill Road and the Henrico Government Center; Laburnum Avenue, Nine Mile Road, and the Airport; Patterson Avenue to Regency Square. An expansion of the Pulse system will provide bus rapid transit west along Broad Street to a new transfer station at Parham Road is expected to begin in 2028.

DRAFT

CR-40 - Monitoring 91.220 and 91.230

Describe the standards and procedures used to monitor activities carried out in furtherance of the plan and used to ensure long-term compliance with requirements of the programs involved, including minority business outreach and the comprehensive planning requirements

Monitoring of CDBG, HOME, and ESG subrecipients is the responsibility of the Dept. of Community Revitalization. The intent is to conduct a full program monitoring of all programs either annually or biannually.

In addition to any full program monitoring, ongoing monitoring of activities and programs always occurs, which consists of close scrutiny of all subrecipient invoices to ensure they are supported by adequate documentation explaining and justifying all expenses and client eligibility, and that all CDBG, HOME, and ESG requirements were met. County staff will frequently request additional supporting documentation to verify any of these items and will deny payment of invoices if adequate documentation cannot be provided, or until any questions about compliance are resolved. County staff will also undertake site visits and meet in-person or virtually with subrecipient staff to discuss program issues and reiterate program requirements as needed.

The annual or biannual monitoring of programs involves a review of a sample of program activities completed during the previous contract period and up through the time of the review. The files are evaluated to ensure compliance with HUD regulations, County requirements, other applicable standards as well as the approved project plans (for construction projects), compliance with environmental review requirements, compliance with fair housing laws, and any other applicable cross-cutting regulations. Monitoring visits may be conducted any time of year and typically do not require a presence in subrecipient's office, as all necessary documents are provided electronically. For all programs where third-party services or products are purchased, particularly anything involving construction, invoices and billing records are reviewed to ensure that expenses incurred reflect the expenses charged to the project. For projects where staff time is charged, documents are reviewed to support charges. All charges for all programs are reviewed to ensure there has been no duplicate charging of expenses to other funders, with particular attention to any other CDBG, HOME, or ESG funding. Monitoring of CDBG-CV and ESG-CV programs includes a review to verify there has been no duplication of benefits and that all expenses meet the CARES Act requirement of nexus to COVID-19.

Monitoring results are provided in writing to subrecipients, first in draft form for review and comment. A final report is prepared within 30 days of receiving comment including any necessary findings or concerns along with any required or recommended corrective actions.

The required organization structure, capacity, and financial status of CHDO's is reviewed whenever certification is required for a project.

In general, checklists and review procedures are implemented in accordance with HUD's *Community Planning and Development Monitoring Handbook*, Feb. 2017.

All subrecipients are required to submit monthly or quarterly reports detailing the status of all activities throughout the program year. County staff review each report for financial and programmatic accuracy

DRAFT

and program progress. Site monitoring occurs regularly for construction projects while underway, and prior to construction and upon completion for all rehabilitation and repair projects. For all projects and programs, as compliance issues arise during the year, immediate corrective actions are required of subrecipients and CHDOs.

All subrecipients and users of Enterprise Zone grant funds are required to follow County procurement processes. These require solicitation of bids from WMBE firms for most purchases.

All projects are reviewed to ensure they conform to the County's Comprehensive Plan and the Consolidated Plan before funding is allocated.

The following subrecipients received comprehensive monitoring in PY 2024-25 where client files were reviewed, and a formal monitoring report issued:

- Commonwealth Catholic Charities Homeless Diversion and Prevention Program (CDBG)
- HOME of Virginia Homebuyer Assistance Program (CDBG and HOME)
- project:HOMES Critical Repair Program (CDBG)
- project:HOMES Moderate Rehabilitation Program (CDBG and HOME)
- Southside Community Development and Housing Corporation Homebuyer Assistance Program (CDBG and HOME)

Programs for which findings or concerns were issued were provided with specific corrective actions to be taken and were followed up to ensure the actions were implemented.

Citizen Participation Plan 91.105(d); 91.115(d)

Describe the efforts to provide citizens with reasonable notice and an opportunity to comment on performance reports.

Notice of the availability of a draft Annual Performance Report was published in the Richmond Times-Dispatch on November 25, 2025. The draft report was published on the County's website. A hard copy was also available for review. Citizens were given 15 days to review and provide comments on the document.

Summary of Comments to be filled in prior to completion and submission of CAPER.

No comments were received by phone, email, or in-person.

DRAFT

CR-45 - CDBG 91.520(c)

Specify the nature of, and reasons for, any changes in the jurisdiction's program objectives and indications of how the jurisdiction would change its programs as a result of its experiences.

Henrico County evaluates all programs continuously throughout the program year and implements changes as needed. This can include reallocating unspent funds from prior years and allocating any program income received during the year. This typically results in amendments to the Annual Action Plan, both substantial and minor. The PY24-25 Annual Action Plan was amended once during the program year in order to reallocate prior year HOME and CDBG funds. Additional HOME and CDBG funds were allocated to the project:HOMES Homeowner Rehabilitation Program in order to allow for additional homes to be served and additional CDBG funds were allocated to project:HOMES to allow for additional homes to be served in the Critical Home Repair Program.

Does this Jurisdiction have any open Brownfields Economic Development Initiative (BEDI) grants?

No.

[BEDI grantees] Describe accomplishments and program outcomes during the last year.

Not Applicable.

DRAFT

CR-50 - HOME 24 CFR 91.520(d)

Include the results of on-site inspections of affordable rental housing assisted under the program to determine compliance with housing codes and other applicable regulations

Please list those projects that should have been inspected on-site this program year based upon the schedule in 24 CFR §92.504(d). Indicate which of these were inspected and a summary of issues that were detected during the inspection. For those that were not inspected, please indicate the reason and how you will remedy the situation.

No projects assisted by HOME funds were inspected during the PY 2024-25, as no affordable rental housing was assisted with HOME funds. During the 2024-25 fiscal year, Henrico County Building Inspections conducted inspections of XXX units of rental housing.

Provide an assessment of the jurisdiction's affirmative marketing actions for HOME units. 24 CFR 91.520(e) and 24 CFR 92.351(a)

In addition to furthering fair housing as described in Section CR-35, the following activities are undertaken to help reach a diverse population:

- All HOME-funded housing development and homebuyer assistance subrecipient agreements include specific affirmative marketing and minority outreach requirements, including developing an advertising plan and advertising the availability of funds across various forms of media.
- During PY 2024-25, Henrico County updated the subrecipient contract for the Carter Woods III rental housing development project to include very specific affirmative marketing requirements, including developing an affirmative marketing plan and adhering to Fair Housing and Equal Opportunity requirements throughout development and the affordability period.
- County staff provide presentations to community organizations on housing programs, including organizations representing and located in minority communities.
- Available HOME units are listed on subrecipients' and CHDOs' web pages.

Refer to IDIS reports to describe the amount and use of program income for projects, including the number of projects and owner and tenant characteristics

HOME program income (PI) in the amount of \$54,902.64 was received during PY 2024-25. A total of \$54,902.64 was expended (drawn) during PY 2024-25 as partial payment for two homeowner rehabilitation projects. The IDIS activity numbers and owner characteristics for those projects are as follows:

- IDIS# 1541 project:HOMES Homeowner Rehab: White, Female/Male Head of Household, 30% to 50% AMI, Elderly, Two-Person Household using \$14,885.40 of PI funds.
- IDIS# 1548 project:HOMES Homeowner Rehab: White, Female Head of Household, 60% to 80% AMI, Elderly, One-Person Household using \$40,017.24 of PI funds.

DRAFT

DRAFT

- The total amount of program income (PI) expended/drawn during PY 2024-25 was \$54,902.64.

Describe other actions taken to foster and maintain affordable housing. 24 CFR 91.220(k) (STATES ONLY: Including the coordination of LIHTC with the development of affordable housing). 24 CFR 91.320(j)

The CDBG- and HOME-funded projects completed during PY 2024-25 provided homebuyer assistance, minor home repairs, and moderate home rehabilitation. The projects fostered and maintained affordable housing in Henrico County for low- and moderate-income residents. In PY 2024-25, funds were provided that enabled the completion of 11 moderate rehabilitation projects, 60 critical home repair projects, and 10 down payment assistance grants. All of these programs and projects are ongoing and have been renewed with PY 2025-26 funds.

Unlike most other years, there were no multi-family developments that received allocations of competitive Low Income Housing Tax Credits in 2025.

During the PY 2024-2025 (10/01/2024 – 09/30/2025), the Henrico Affordable Housing Trust Fund (AHTF) supported the sale of 94 affordable homes across five newly-constructed communities to families earning between 80% and 120% AMI. These homes sold for an average of \$80,000 below the price of identical market-rate units in the same developments. That price reduction is the result of direct funding from the AHTF of \$8.3 million as well as approximately \$1 million in value from waived permit and planning fees and water/sewer connection credits. These projects offer affordable housing opportunities to middle-income buyers who are priced out of the current real estate market in Henrico.

DRAFT

CR-58 – Section 3

Identify the number of individuals assisted and the types of assistance provided

Total Labor Hours	CDBG	HOME	ESG	HOPWA	HTF
Total Number of Activities	1	0	0	0	0
Total Labor Hours	2,889				
Total Section 3 Worker Hours	0				
Total Targeted Section 3 Worker Hours	0				

Table 14 – Total Labor Hours

Qualitative Efforts - Number of Activities by Program	CDBG	HOME	ESG	HOPWA	HTF
Outreach efforts to generate job applicants who are Public Housing Targeted Workers					
Outreach efforts to generate job applicants who are Other Funding Targeted Workers.					
Direct, on-the job training (including apprenticeships).	1				
Indirect training such as arranging for, contracting for, or paying tuition for, off-site training.					
Technical assistance to help Section 3 workers compete for jobs (e.g., resume assistance, coaching).					
Outreach efforts to identify and secure bids from Section 3 business concerns.					
Technical assistance to help Section 3 business concerns understand and bid on contracts.					
Division of contracts into smaller jobs to facilitate participation by Section 3 business concerns.					
Provided or connected residents with assistance in seeking employment including: drafting resumes, preparing for interviews, finding job opportunities, connecting residents to job placement services.					
Held one or more job fairs.					
Provided or connected residents with supportive services that can provide direct services or referrals.					
Provided or connected residents with supportive services that provide one or more of the following: work readiness health screenings, interview clothing, uniforms, test fees, transportation.					
Assisted residents with finding child care.					
Assisted residents to apply for, or attend community college or a four year educational institution.					
Assisted residents to apply for, or attend vocational/technical training.					
Assisted residents to obtain financial literacy training and/or coaching.					
Bonding assistance, guaranties, or other efforts to support viable bids from Section 3 business concerns.					
Provided or connected residents with training on computer use or online technologies.					
Promoting the use of a business registry designed to create opportunities for disadvantaged and small businesses.					
Outreach, engagement, or referrals with the state one-stop system, as designed in Section 121(e)(2) of the Workforce Innovation and Opportunity Act.					

Other.					
--------	--	--	--	--	--

Table 15 – Qualitative Efforts - Number of Activities by Program

Narrative

During PY24-25, the CARITAS Dinwiddie Shelter Renovation project was subject to Section 3 requirements. This project was funded by both the City of Richmond and Henrico County, as well as other funding sources. The City of Richmond has lead jurisdiction responsibility for ensuring compliance with federal requirements, including compliance with Section 3 requirements. Construction is on-going and Richmond will discuss the requirement of meeting Section 3 benchmarks with the contractor and subrecipient to ensure requirements are met as construction continues in PY25.

Attachments

Figure 1: Areas of Investment of HOME and CBDG Funds

Table 1: Expenditures by Block Group

CBDG Financial Summary Report (PR-26)

CBDG Activity Summary Report (PR-03)

HOME Matching Liability Report (PR-33)

Summary of Consolidated Plan Projects (PR-06)

Summary of Accomplishments – HOME (PR-23)

Summary of Accomplishments – CBDG (PR-23)

ESG Financial Summary (PR-91)

Sage Emergency Solutions Grant Data

Newspaper Advertisement & Web Page Screen Print



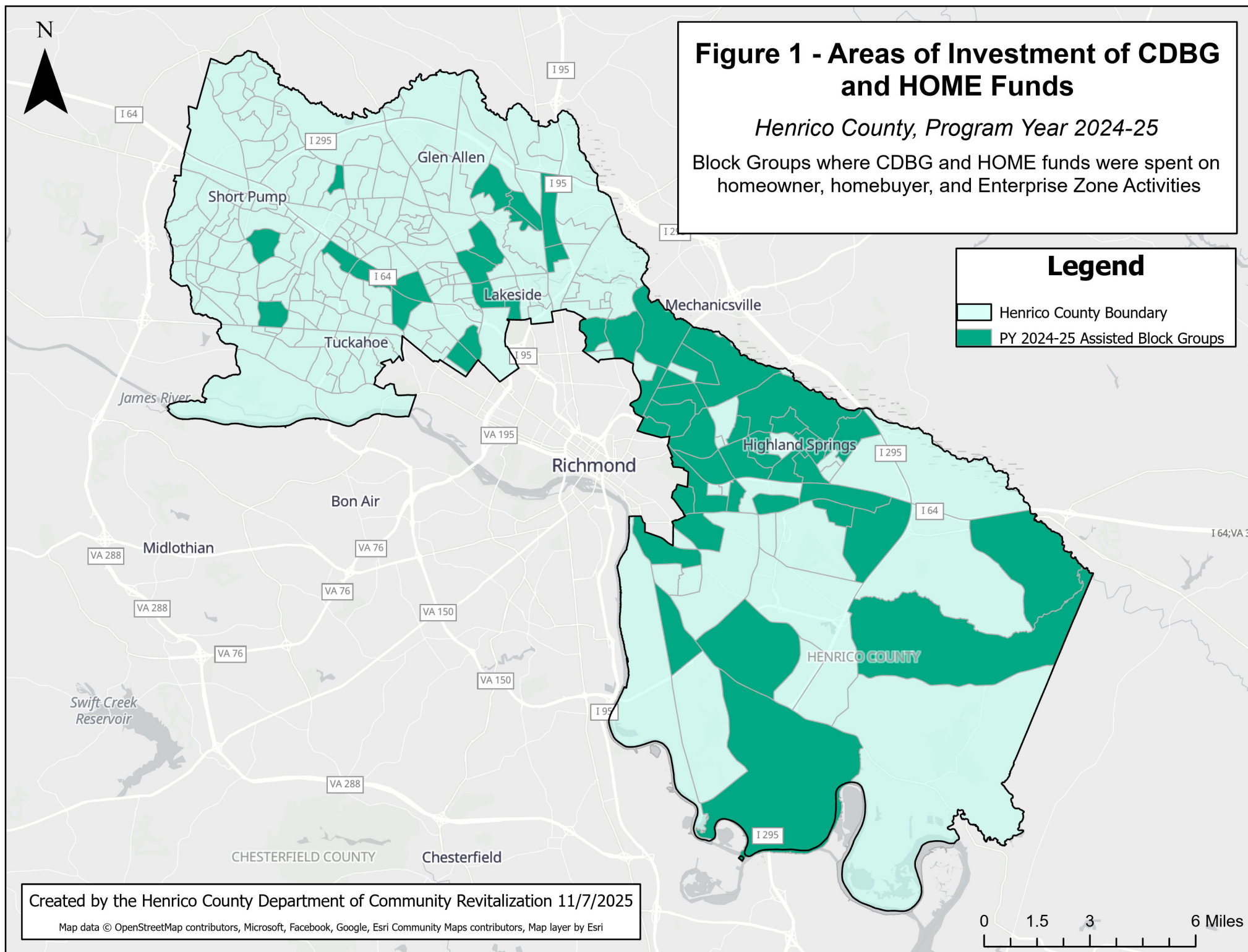
Figure 1 - Areas of Investment of CDBG and HOME Funds

Henrico County, Program Year 2024-25

Block Groups where CDBG and HOME funds were spent on homeowner, homebuyer, and Enterprise Zone Activities

Legend

- Henrico County Boundary
- PY 2024-25 Assisted Block Groups



Created by the Henrico County Department of Community Revitalization 11/7/2025

Map data © OpenStreetMap contributors, Microsoft, Facebook, Google, Esri Community Maps contributors, Map layer by Esri

Table 1: Expenditures by Block Group PY 2024-25

Census Tract	Block Group	CDBG Repairs/Rehab /DPA	CDBG Enterprise Zone	HOME Rehab and DPA	Local Funds (Enterprise Zone)	Total
200103	1	\$9,900.00				\$ 9,900.00
200127	2	\$8,785.00				\$ 8,785.00
200132	1	\$9,410.00				\$ 9,410.00
200135	1	\$6,500.00		\$ 45,584.00		\$52,084.00
200151	2	\$10,950.00				\$10,950.00
200152	2	\$11,068.00				\$11,068.00
200301	2				\$ 10,000.00	\$10,000.00
200301	2				\$ 30,000.00	\$30,000.00
200303	2	\$14,750.00				\$14,750.00
200305	1	\$10,385.00				\$10,385.00
200501	2				\$13,257.75	\$ 13,257.75
200502	1	\$13,000.00		\$ 89,225.00		\$102,225.00
200502	1	\$10,300.00				\$10,300.00
200503	1	\$2,500.00				\$ 2,500.00
200503	2	\$14,800.00				\$14,800.00
200600	4	\$12,765.35				\$12,765.35
200801	2	\$9,800.00				\$ 9,800.00
200802	1	\$13,000.00		\$ 20,571.00		\$33,571.00
200802	1	\$11,300.00				\$11,300.00
200805	4	\$6,500.00		\$ 49,945.00		\$56,445.00
200805	4	\$10,327.00				\$10,327.00
200805	1	\$14,999.00				\$14,999.00
200905	4	\$13,000.00		\$ 50,678.00		\$63,678.00
200905	4	\$12,994.00				\$12,994.00
200905	1	\$9,180.00				\$ 9,180.00
200905	4	\$13,260.00				\$13,260.00
200908	1	\$6,500.00		\$ 17,182.50		\$23,682.50
200908	1	\$6,500.00		\$ 6,510.00		\$13,010.00
200908	1	\$11,600.00				\$11,600.00
201001	1			\$ 22,500.00		\$22,500.00
201001	1	\$13,000.00		\$ 30,430.00		\$43,430.00
201001	4	\$17,750.00				\$17,750.00
201001	2	\$8,225.00				\$ 8,225.00
201001	2	\$10,752.00				\$10,752.00
201001	4	\$12,060.00				\$12,060.00
201001	1	\$11,578.00				\$11,578.00
201002	2	\$2,839.99		\$ 20,160.01		\$23,000.00
201002	2	\$12,695.00				\$12,965.00
201002	3	\$9,115.00				\$ 9,115.00
201003	1				\$ 10,000.00	\$10,000.00
201003	1	\$17,499.00				\$17,499.00
201003	2	\$12,990.00				\$12,990.00
201003	3	\$15,420.00				\$15,420.00
201003	1	\$14,325.00				\$14,325.00
201102	1	\$13,000.00		\$ 39,565.00		\$52,565.00
201102	1	\$11,600.00				\$11,600.00
201102	2	\$15,410.00				\$15,410.00
201104	2			\$ 17,711.00		\$17,711.00
201104	2	\$3,000.00		\$ 20,000.00		\$23,000.00
201104	1	\$7,075.00				\$ 7,075.00
201104	1	\$9,850.00				\$ 9,850.00
201104	1	\$10,175.00				\$10,175.00
201203	2	\$12,925.00				\$12,925.00
201203	2	\$11,560.00				\$11,560.00

Table 1: Expenditures by Block Group PY 2024-25

Census Tract	Block Group	CDBG Repairs/Rehab /DPA	CDBG Enterprise Zone	HOME Rehab and DPA	Local Funds (Enterprise Zone)	Total
201203	2	\$14,910.00				\$14,910.00
201203	2	\$8,150.00				\$ 8,150.00
201203	1	\$10,840.00				\$10,840.00
201203	2	\$11,300.00				\$11,300.00
201203	2	\$15,600.00				\$15,600.00
201204	1			\$ 23,000.00		\$23,000.00
201204	2	\$3,000.00		\$ 13,567.00		\$16,567.00
201204	3		\$3,000.00			\$3,000.00
201204	1	\$6,627.00				\$ 6,627.00
201204	3	\$8,935.00				\$ 8,935.00
201204	2	\$14,999.00				\$14,999.00
201204	1	\$12,865.00				\$12,865.00
201205	3	\$6,500.00		\$ 25,405.00		\$32,003.00
201205	3			\$ 56,220.00		\$56,220.00
201205	3	\$12,887.63				\$12,887.63
201205	2	\$7,225.00				\$ 7,225.00
201206	2	\$13,000.00		\$ 25,503.00		\$38,503.00
201206	1	\$12,080.00				\$12,080.00
201206	1	\$8,000.00				\$ 8,000.00
201206	2	\$8,190.00				\$ 8,190.00
201403	1	\$7,105.00				\$ 7,105.00
201404	2			\$ 11,544.00		\$11,544.00
201404	1			\$ 27,160.00		\$27,160.00
201405	1	\$15,500.00				\$15,500.00
201406	3			\$ 20,000.00		\$20,000.00
201406	3	\$2,500.00				\$ 2,500.00
201406	1				\$1,924.23	\$ 1,924.23
201406	1				\$2,500.00	\$ 2,500.00
201502	3	\$13,000.00		\$ 55,365.26		\$68,365.26
201503	2	\$20,000.00		\$ 3,000.00		\$23,000.00
201503	2	\$11,585.00				\$11,585.00
201503	2	\$8,050.00				\$ 8,050.00
201504	3	\$15,585.00				\$15,585.00
201601	1	\$12,900.00				\$12,900.00
201601	1	\$13,500.00				\$13,500.00
201602	3	\$10,505.00				\$10,505.00
201602	2	\$8,445.00				\$ 8,445.00
201701	2				\$1,296.90	\$ 1,296.90
201701	2	\$10,015.00				\$10,015.00
201701	1	\$14,745.00				\$14,745.00
		\$865,460.97	\$3,000.00	\$690,825.77	\$ 68,978.88	\$1,628,633.62



Office of Community Planning and Development
U.S. Department of Housing and Urban Development
Integrated Disbursement and Information System
PR26 - CDBG Financial Summary Report
Program Year 2024
HENRICO COUNTY , VA

DATE: 11-05-25
TIME: 12:11
PAGE: 1

PART I: SUMMARY OF CDBG RESOURCES

01 UNEXPENDED CDBG FUNDS AT END OF PREVIOUS PROGRAM YEAR	1,322,072.48
02 ENTITLEMENT GRANT	1,610,554.00
03 SURPLUS URBAN RENEWAL	0.00
04 SECTION 108 GUARANTEED LOAN FUNDS	0.00
05 CURRENT YEAR PROGRAM INCOME	0.00
05a CURRENT YEAR SECTION 108 PROGRAM INCOME (FOR SI TYPE)	0.00
06 FUNDS RETURNED TO THE LINE-OF-CREDIT	0.00
06a FUNDS RETURNED TO THE LOCAL CDBG ACCOUNT	0.00
07 ADJUSTMENT TO COMPUTE TOTAL AVAILABLE	0.00
08 TOTAL AVAILABLE (SUM, LINES 01-07)	2,932,626.48

PART II: SUMMARY OF CDBG EXPENDITURES

09 DISBURSEMENTS OTHER THAN SECTION 108 REPAYMENTS AND PLANNING/ADMINISTRATION	1,253,340.22
10 ADJUSTMENT TO COMPUTE TOTAL AMOUNT SUBJECT TO LOW/MOD BENEFIT	0.00
11 AMOUNT SUBJECT TO LOW/MOD BENEFIT (LINE 09 + LINE 10)	1,253,340.22
12 DISBURSED IN IDIS FOR PLANNING/ADMINISTRATION	242,730.38
13 DISBURSED IN IDIS FOR SECTION 108 REPAYMENTS	0.00
14 ADJUSTMENT TO COMPUTE TOTAL EXPENDITURES	0.00
15 TOTAL EXPENDITURES (SUM, LINES 11-14)	1,496,070.60
16 UNEXPENDED BALANCE (LINE 08 - LINE 15)	1,436,555.88

PART III: LOW/MOD BENEFIT THIS REPORTING PERIOD

17 EXPENDED FOR LOW/MOD HOUSING IN SPECIAL AREAS	0.00
18 EXPENDED FOR LOW/MOD MULTI-UNIT HOUSING	0.00
19 DISBURSED FOR OTHER LOW/MOD ACTIVITIES	1,253,340.22
20 ADJUSTMENT TO COMPUTE TOTAL LOW/MOD CREDIT	0.00
21 TOTAL LOW/MOD CREDIT (SUM, LINES 17-20)	1,253,340.22
22 PERCENT LOW/MOD CREDIT (LINE 21/LINE 11)	100.00%

LOW/MOD BENEFIT FOR MULTI-YEAR CERTIFICATIONS

23 PROGRAM YEARS(PY) COVERED IN CERTIFICATION	PY: PY: PY:
24 CUMULATIVE NET EXPENDITURES SUBJECT TO LOW/MOD BENEFIT CALCULATION	0.00
25 CUMULATIVE EXPENDITURES BENEFITING LOW/MOD PERSONS	0.00
26 PERCENT BENEFIT TO LOW/MOD PERSONS (LINE 25/LINE 24)	0.00%

PART IV: PUBLIC SERVICE (PS) CAP CALCULATIONS

27 DISBURSED IN IDIS FOR PUBLIC SERVICES	221,639.30
28 PS UNLIQUIDATED OBLIGATIONS AT END OF CURRENT PROGRAM YEAR	0.00
29 PS UNLIQUIDATED OBLIGATIONS AT END OF PREVIOUS PROGRAM YEAR	0.00
30 ADJUSTMENT TO COMPUTE TOTAL PS OBLIGATIONS	0.00
31 TOTAL PS OBLIGATIONS (LINE 27 + LINE 28 - LINE 29 + LINE 30)	221,639.30
32 ENTITLEMENT GRANT	1,610,554.00
33 PRIOR YEAR PROGRAM INCOME	12,872.80
34 ADJUSTMENT TO COMPUTE TOTAL SUBJECT TO PS CAP	0.00
35 TOTAL SUBJECT TO PS CAP (SUM, LINES 32-34)	1,623,426.80
36 PERCENT FUNDS OBLIGATED FOR PS ACTIVITIES (LINE 31/LINE 35)	13.65%

PART V: PLANNING AND ADMINISTRATION (PA) CAP

37 DISBURSED IN IDIS FOR PLANNING/ADMINISTRATION	242,730.38
38 PA UNLIQUIDATED OBLIGATIONS AT END OF CURRENT PROGRAM YEAR	0.00
39 PA UNLIQUIDATED OBLIGATIONS AT END OF PREVIOUS PROGRAM YEAR	0.00
40 ADJUSTMENT TO COMPUTE TOTAL PA OBLIGATIONS	0.00
41 TOTAL PA OBLIGATIONS (LINE 37 + LINE 38 - LINE 39 + LINE 40)	242,730.38
42 ENTITLEMENT GRANT	1,610,554.00
43 CURRENT YEAR PROGRAM INCOME	0.00
44 ADJUSTMENT TO COMPUTE TOTAL SUBJECT TO PA CAP	0.00
45 TOTAL SUBJECT TO PA CAP (SUM, LINES 42-44)	1,610,554.00
46 PERCENT FUNDS OBLIGATED FOR PA ACTIVITIES (LINE 41/LINE 45)	15.07%



Office of Community Planning and Development
U.S. Department of Housing and Urban Development
Integrated Disbursement and Information System
PR26 - CDBG Financial Summary Report
Program Year 2024
HENRICO COUNTY , VA

DATE: 11-05-25
TIME: 12:11
PAGE: 2

LINE 17 DETAIL: ACTIVITIES TO CONSIDER IN DETERMINING THE AMOUNT TO ENTER ON LINE 17

No data returned for this view. This might be because the applied filter excludes all data.

LINE 18 DETAIL: ACTIVITIES TO CONSIDER IN DETERMINING THE AMOUNT TO ENTER ON LINE 18

No data returned for this view. This might be because the applied filter excludes all data.

LINE 19 DETAIL: ACTIVITIES INCLUDED IN THE COMPUTATION OF LINE 19

Plan Year	IDIS Project	IDIS Activity	Voucher Number	Activity Name	Matrix Code	National Objective	Drawn Amount
2024	5	1532	7053185	CARITAS Dinwiddie Shelter Renovations	03C	LMC	\$80,000.00
					03C	Matrix Code	\$80,000.00
2024	4	1525	6969408	CONNECT Program	05D	LMC	\$2,075.24
2024	4	1525	6981781	CONNECT Program	05D	LMC	\$62,228.22
2024	4	1525	6990757	CONNECT Program	05D	LMC	\$1,037.62
2024	4	1525	7002887	CONNECT Program	05D	LMC	\$1,037.62
2024	4	1525	7014027	CONNECT Program	05D	LMC	\$1,037.62
2024	4	1525	7023489	CONNECT Program	05D	LMC	\$74,478.71
2024	4	1525	7037876	CONNECT Program	05D	LMC	\$1,037.62
2024	4	1525	7053174	CONNECT Program	05D	LMC	\$2,075.24
2024	4	1525	7063033	CONNECT Program	05D	LMC	\$1,037.62
2024	4	1525	7074392	CONNECT Program	05D	LMC	\$1,037.62
2024	4	1525	7081213	CONNECT Program	05D	LMC	\$36,916.86
					05D	Matrix Code	\$183,999.99
2024	6	1533	6981789	CCC Homelessness Prevention & Diversion	05X	LMC	\$16,292.66
2024	6	1533	6990763	CCC Homelessness Prevention & Diversion	05X	LMC	\$2,000.00
2024	6	1533	7002893	CCC Homelessness Prevention & Diversion	05X	LMC	\$2,885.94
2024	6	1533	7014033	CCC Homelessness Prevention & Diversion	05X	LMC	\$2,554.16
2024	6	1533	7023495	CCC Homelessness Prevention & Diversion	05X	LMC	\$2,153.45
2024	6	1533	7037883	CCC Homelessness Prevention & Diversion	05X	LMC	\$2,547.42
2024	6	1533	7043115	CCC Homelessness Prevention & Diversion	05X	LMC	\$127.20
2024	6	1533	7053186	CCC Homelessness Prevention & Diversion	05X	LMC	\$238.49
					05X	Matrix Code	\$28,799.32
2024	7	1521	6990754	HOME Inc. Down Payment Assistance	05Y	LMH	\$3,000.00
2024	7	1521	7002882	HOME Inc. Down Payment Assistance	05Y	LMH	\$3,000.00
2024	7	1521	7074381	HOME Inc. Down Payment Assistance	05Y	LMH	\$2,839.99
					05Y	Matrix Code	\$8,839.99
2024	9	1531	6981787	project:HOMES Critical Home Repair Program	14A	LMH	\$11,578.00
2024	9	1531	7014032	project:HOMES Critical Home Repair Program	14A	LMH	\$51,662.00
2024	9	1531	7043114	project:HOMES Critical Home Repair Program	14A	LMH	\$203,658.63
2024	9	1531	7063041	project:HOMES Critical Home Repair Program	14A	LMH	\$93,735.35
2024	9	1531	7074394	project:HOMES Critical Home Repair Program	14A	LMH	\$222,435.00
2024	9	1531	7081219	project:HOMES Critical Home Repair Program	14A	LMH	\$47,645.00
2024	10	1520	7014024	project: HOMES Moderate Homeowner Rehabilitation Program	14A	LMH	\$26,000.00
2024	10	1520	7023483	project: HOMES Moderate Homeowner Rehabilitation Program	14A	LMH	\$19,500.00
2024	10	1520	7037870	project: HOMES Moderate Homeowner Rehabilitation Program	14A	LMH	\$13,000.00
2024	10	1520	7043103	project: HOMES Moderate Homeowner Rehabilitation Program	14A	LMH	\$32,500.00
2024	10	1520	7053161	project: HOMES Moderate Homeowner Rehabilitation Program	14A	LMH	\$6,500.00
2024	11	1522	7053162	RMHFH Critical Home Repair	14A	LMH	\$11,585.00
2024	11	1522	7063027	RMHFH Critical Home Repair	14A	LMH	\$14,999.00
2024	11	1522	7074383	RMHFH Critical Home Repair	14A	LMH	\$40,943.00
					14A	Matrix Code	\$795,740.98
2022	4	1432	6959774	Design Assistance Grants	14E	LMJ	\$5,500.00
2022	4	1432	6990747	Design Assistance Grants	14E	LMJ	\$3,000.00
					14E	Matrix Code	\$8,500.00
2022	10	1437	7053152	Small Business Loan Fund	18A	LMJ	\$4,267.50
					18A	Matrix Code	\$4,267.50
2020	5	1342	7023464	Enterprise Zone Design Assistance	18B	LMJ	\$2,000.00
2020	5	1342	7074379	Enterprise Zone Design Assistance	18B	LMJ	\$2,500.00



U.S. Department of Housing and Urban Development
Office of Community Planning and Development
Integrated Disbursement and Information System
CDBG Activity Summary Report (GPR) for Program Year 2024
HENRICO COUNTY

Date: 05-Nov-2025

Time: 11:04

Page: 1

PGM Year: 2020

Project: 0005 - Enterprise Zone Design Assistance

IDIS Activity: 1342 - Enterprise Zone Design Assistance

Status: Open

Location: 4905 Dickens Rd Ste 200 Suite 200 Richmond, VA 23230-1953

Objective: Create economic opportunities

Outcome: Availability/accessibility

Matrix Code: ED Technical Assistance (18B)

National Objective: LMJ

Activity to prevent, prepare for, and respond to Coronavirus: No

Initial Funding Date: 11/09/2020

Description:

Provides funds for architectural assistance for businesses and commercial property owners in the County's Enterprise Zones.

Financing

	Fund Type	Grant Year	Grant	Funded Amount	Drawn In Program Year	Drawn Thru Program Year
CDBG	EN	2016	B16UC510003	\$3,000.00	\$0.00	\$3,000.00
		2020	B20UC510003	\$45,000.00	\$4,500.00	\$45,000.00
Total	Total			\$48,000.00	\$4,500.00	\$48,000.00

Proposed Accomplishments

Jobs : 2

Actual Accomplishments

Number assisted:

	Owner		Renter		Total		Person	
	Total	Hispanic	Total	Hispanic	Total	Hispanic	Total	Hispanic
White:	0	0	0	0	0	0		0
Black/African American:	0	0	0	0	0	0	2	0
Asian:	0	0	0	0	0	0	0	0
American Indian/Alaskan Native:	0	0	0	0	0	0	0	0
Native Hawaiian/Other Pacific Islander:	0	0	0	0	0	0	0	0
American Indian/Alaskan Native & White:	0	0	0	0	0	0	0	0
Asian White:	0	0	0	0	0	0	0	0
Black/African American & White:	0	0	0	0	0	0	0	0
American Indian/Alaskan Native & Black/African American:	0	0	0	0	0	0	0	0
Other multi-racial:	0	0	0	0	0	0	50	0
Asian/Pacific Islander:	0	0	0	0	0	0	0	0
Hispanic:	0	0	0	0	0	0	0	0



U.S. Department of Housing and Urban Development
Office of Community Planning and Development
Integrated Disbursement and Information System
CDBG Activity Summary Report (GPR) for Program Year 2024
HENRICO COUNTY

Date: 05-Nov-2025
Time: 11:04
Page: 2

Total: 0 0 0 0 0 0 52 0

Female-headed Households: 0 0 0 0

Income Category:

	Owner	Renter	Total	Person
Extremely Low	0	0	0	0
Low Mod	0	0	0	1
Moderate	0	0	0	51
Non Low Moderate	0	0	0	0
Total	0	0	0	52
Percent Low/Mod				100.0%

Annual Accomplishments

Years	Accomplishment Narrative	# Benefitting
2020	Two part time jobs were created for low- or moderate-income individuals. Analysis of data from the Virginia Employment Commission showed creation of full time jobs presumed to be held by LMI persons. These jobs were in the Enterprise Zone where businesses benefit from technical assistance and other programs such as Design Assistance to help grow their business.	



U.S. Department of Housing and Urban Development
Office of Community Planning and Development
Integrated Disbursement and Information System
CDBG Activity Summary Report (GPR) for Program Year 2024
HENRICO COUNTY

Date: 05-Nov-2025
Time: 11:04
Page: 3

PGM Year:	2021		
Project:	0008 - HOME Inc. Down Payment Assistance		
IDIS Activity:	1406 - HOME Inc. Down Payment Assistance		
Status:	Completed 11/15/2024 12:00:00 AM	Objective:	Provide decent affordable housing
Location:	626 E Broad St Ste 400 Ste 400 Richmond, VA 23219-1890	Outcome:	Affordability
		Matrix Code:	Housing Counseling, under 24 CFR 5.100, for Homeownership Assistance (13B) (13A)
		National Objective:	LMH

Activity to prevent, prepare for, and respond to Coronavirus: No

Initial Funding Date: 11/16/2021

Description:

Provide funds to Housing Opportunities Made Equal, Inc for administration of a down payment assistance program, including homeownership counseling.

Financing

	Fund Type	Grant Year	Grant	Funded Amount	Drawn In Program Year	Drawn Thru Program Year
CDBG	EN	2020	B20UC510003	\$11,000.00	\$0.00	\$11,000.00
		2021	B21UC510003	\$21,000.00	\$0.00	\$21,000.00
Total	Total			\$32,000.00	\$0.00	\$32,000.00

Proposed Accomplishments

Households (General) : 15

Actual Accomplishments

Number assisted:

	Owner		Renter		Total		Person	
	Total	Hispanic	Total	Hispanic	Total	Hispanic	Total	Hispanic
White:	0	0	0	0	0	0		0
Black/African American:	8	0	0	0	8	0	0	0
Asian:	0	0	0	0	0	0	0	0
American Indian/Alaskan Native:	0	0	0	0	0	0	0	0
Native Hawaiian/Other Pacific Islander:	0	0	0	0	0	0	0	0
American Indian/Alaskan Native & White:	0	0	0	0	0	0	0	0
Asian White:	0	0	0	0	0	0	0	0
Black/African American & White:	0	0	0	0	0	0	0	0
American Indian/Alaskan Native & Black/African American:	0	0	0	0	0	0	0	0
Other multi-racial:	0	0	0	0	0	0	0	0
Asian/Pacific Islander:	0	0	0	0	0	0	0	0
Hispanic:	0	0	0	0	0	0	0	0



U.S. Department of Housing and Urban Development
Office of Community Planning and Development
Integrated Disbursement and Information System
CDBG Activity Summary Report (GPR) for Program Year 2024
HENRICO COUNTY

Date: 05-Nov-2025
Time: 11:04
Page: 4

Total: 8 0 0 0 8 0 0 0

Female-headed Households: 8 0 8

Income Category:

	Owner	Renter	Total	Person
Extremely Low	0	0	0	0
Low Mod	1	0	1	0
Moderate	5	0	5	0
Non Low Moderate	4	0	4	0
Total	10	0	10	0
Percent Low/Mod	60.0%		60.0%	

Annual Accomplishments

Years	Accomplishment Narrative	# Benefitting
2021	Served four moderate-income first time homebuyers through downpayment and closing cost assistance.	
2023	Admin Support for Downpayment and Closing Cost Assistance for a first-time low-to-moderate income homeowner.	



U.S. Department of Housing and Urban Development
Office of Community Planning and Development
Integrated Disbursement and Information System
CDBG Activity Summary Report (GPR) for Program Year 2024
HENRICO COUNTY

Date: 05-Nov-2025
Time: 11:04
Page: 5

PGM Year: 2021
Project: 0009 - Southside Community Development & Housing Corp. Down Payment Assistance
IDIS Activity: 1407 - Southside Community Development & Housing Corp. Down Payment Assistance

Status: Completed 11/12/2024 12:00:00 AM
Location: 3234 Hunters Mill Ct Richmond, VA 23223-1535
Objective: Provide decent affordable housing
Outcome: Affordability
Matrix Code: Housing Counseling, under 24 CFR 5.100, Supporting HOME Program Assistance Housing Activities (14K)
National Objective: LMH

Activity to prevent, prepare for, and respond to Coronavirus: No

Initial Funding Date: 11/16/2021

Description:

Provide funds to Southside Community Development and Housing Corporation to undertake a program of homeownership counseling and administration of a down payment assistance program.

Financing

	Fund Type	Grant Year	Grant	Funded Amount	Drawn In Program Year	Drawn Thru Program Year
CDBG	EN	2020	B20UC510003	\$2,500.00	\$0.00	\$2,500.00
		2021	B21UC510003	\$26,910.01	\$0.00	\$26,910.01
Total	Total			\$29,410.01	\$0.00	\$29,410.01

Proposed Accomplishments

Housing Units : 12

Actual Accomplishments

Number assisted:

	Owner		Renter		Total		Person	
	Total	Hispanic	Total	Hispanic	Total	Hispanic	Total	Hispanic
White:	0	0	0	0	0	0		0
Black/African American:	9	0	0	0	9	0	0	0
Asian:	0	0	0	0	0	0	0	0
American Indian/Alaskan Native:	0	0	0	0	0	0	0	0
Native Hawaiian/Other Pacific Islander:	0	0	0	0	0	0	0	0
American Indian/Alaskan Native & White:	0	0	0	0	0	0	0	0
Asian White:	0	0	0	0	0	0	0	0
Black/African American & White:	0	0	0	0	0	0	0	0
American Indian/Alaskan Native & Black/African American:	0	0	0	0	0	0	0	0
Other multi-racial:	3	0	0	0	3	0	0	0
Asian/Pacific Islander:	0	0	0	0	0	0	0	0



U.S. Department of Housing and Urban Development
Office of Community Planning and Development
Integrated Disbursement and Information System
CDBG Activity Summary Report (GPR) for Program Year 2024
HENRICO COUNTY

Date: 05-Nov-2025
Time: 11:04
Page: 6

Hispanic:	0	0	0	0	0	0	0	0
Total:	12	0	0	0	12	0	0	0
Female-headed Households:	9		0		9			

<i>Income Category:</i>	Owner	Renter	Total	Person
Extremely Low	0	0	0	0
Low Mod	0	0	0	0
Moderate	12	0	12	0
Non Low Moderate	0	0	0	0
Total	12	0	12	0
Percent Low/Mod	100.0%		100.0%	

Annual Accomplishments

Years	Accomplishment Narrative	# Benefitting
2021	Served four moderate-income first time homebuyers through downpayment and closing cost assistance.	



U.S. Department of Housing and Urban Development
Office of Community Planning and Development
Integrated Disbursement and Information System
CDBG Activity Summary Report (GPR) for Program Year 2024
HENRICO COUNTY

Date: 05-Nov-2025
Time: 11:04
Page: 7

PGM Year: 2022
Project: 0003 - Commercial Assistance Program
IDIS Activity: 1431 - Commercial Assistance Program
Status: Completed 9/30/2023 12:00:00 AM
Location: 4905 Dickens Rd Ste 200 Richmond, VA 23230-1953

Objective: Create economic opportunities
Outcome: Availability/accessibility
Matrix Code: ED Technical Assistance (18B)
National Objective: LMJ

Activity to prevent, prepare for, and respond to Coronavirus: No

Initial Funding Date: 10/13/2022

Description:

Provides for administration of the Enterprise Zone program by staff from the Dept of Community Revitalization.

Financing

	Fund Type	Grant Year	Grant	Funded Amount	Drawn In Program Year	Drawn Thru Program Year
CDBG	EN	2016	B16UC510003	\$6,708.81	\$0.00	\$6,708.81
		2022	B22UC510003	\$121,336.07	\$943.01	\$121,336.07
Total	Total			\$128,044.88	\$943.01	\$128,044.88

Proposed Accomplishments

Jobs : 6

Actual Accomplishments

Number assisted:

	Owner		Renter		Total		Person	
	Total	Hispanic	Total	Hispanic	Total	Hispanic	Total	Hispanic
White:	0	0	0	0	0	0	1	0
Black/African American:	0	0	0	0	0	0	5	0
Asian:	0	0	0	0	0	0	0	0
American Indian/Alaskan Native:	0	0	0	0	0	0	0	0
Native Hawaiian/Other Pacific Islander:	0	0	0	0	0	0	0	0
American Indian/Alaskan Native & White:	0	0	0	0	0	0	0	0
Asian White:	0	0	0	0	0	0	0	0
Black/African American & White:	0	0	0	0	0	0	0	0
American Indian/Alaskan Native & Black/African American:	0	0	0	0	0	0	0	0
Other multi-racial:	0	0	0	0	0	0	0	0
Asian/Pacific Islander:	0	0	0	0	0	0	0	0
Hispanic:	0	0	0	0	0	0	0	0



U.S. Department of Housing and Urban Development
Office of Community Planning and Development
Integrated Disbursement and Information System
CDBG Activity Summary Report (GPR) for Program Year 2024
HENRICO COUNTY

Date: 05-Nov-2025
Time: 11:04
Page: 8

Total: 0 0 0 0 0 0 6 0

Female-headed Households: 0 0 0 0

Income Category:

	Owner	Renter	Total	Person
Extremely Low	0	0	0	0
Low Mod	0	0	0	0
Moderate	0	0	0	6
Non Low Moderate	0	0	0	0
Total	0	0	0	6
Percent Low/Mod				100.0%

Annual Accomplishments

Years	Accomplishment Narrative	# Benefitting
2023	Henrico County Enterprise Zone staff provided technical assistance to businesses and prospective businesses in the County's Enterprise Zones.	



U.S. Department of Housing and Urban Development
Office of Community Planning and Development
Integrated Disbursement and Information System
CDBG Activity Summary Report (GPR) for Program Year 2024
HENRICO COUNTY

Date: 05-Nov-2025
Time: 11:04
Page: 9

PGM Year: 2022
Project: 0004 - Enterprise Zone Design Assistance
IDIS Activity: 1432 - Design Assistance Grants
Status: Open
Location: 4905 Dickens Rd Ste 200 Richmond, VA 23230-1953

Objective: Create economic opportunities
Outcome: Availability/accessibility
Matrix Code: Rehab; Publicly or Privately-Owned Commercial/Industrial (14E)
National Objective: LMJ

Activity to prevent, prepare for, and respond to Coronavirus: No

Initial Funding Date: 10/13/2022

Description:

Provides for grants to businesses within the County's Enterprise Zones for architectural design assistance.

Financing

	Fund Type	Grant Year	Grant	Funded Amount	Drawn In Program Year	Drawn Thru Program Year
CDBG	EN	2022	B22UC510003	\$35,000.00	\$8,500.00	\$8,500.00
Total	Total			\$35,000.00	\$8,500.00	\$8,500.00

Proposed Accomplishments

Jobs : 1

Actual Accomplishments

Number assisted:

	Owner		Renter		Total		Person	
	Total	Hispanic	Total	Hispanic	Total	Hispanic	Total	Hispanic
White:	0	0	0	0	0	0		0
Black/African American:	0	0	0	0	0	0	0	0
Asian:	0	0	0	0	0	0	0	0
American Indian/Alaskan Native:	0	0	0	0	0	0	0	0
Native Hawaiian/Other Pacific Islander:	0	0	0	0	0	0	0	0
American Indian/Alaskan Native & White:	0	0	0	0	0	0	0	0
Asian White:	0	0	0	0	0	0	0	0
Black/African American & White:	0	0	0	0	0	0	0	0
American Indian/Alaskan Native & Black/African American:	0	0	0	0	0	0	0	0
Other multi-racial:	0	0	0	0	0	0	49	0
Asian/Pacific Islander:	0	0	0	0	0	0	0	0
Hispanic:	0	0	0	0	0	0	0	0
Total:	0	0	0	0	0	0	49	0



U.S. Department of Housing and Urban Development
Office of Community Planning and Development
Integrated Disbursement and Information System
CDBG Activity Summary Report (GPR) for Program Year 2024
HENRICO COUNTY

Date: 05-Nov-2025
Time: 11:04
Page: 10

Female-headed Households: 0 0 0

Income Category:

	Owner	Renter	Total	Person
Extremely Low	0	0	0	0
Low Mod	0	0	0	0
Moderate	0	0	0	49
Non Low Moderate	0	0	0	0
Total	0	0	0	49
Percent Low/Mod				100.0%

Annual Accomplishments

Years	Accomplishment Narrative	# Benefitting
2022	49 jobs were created in the Enterprise Zone and made available to LMI persons. Businesses in the Enterprise Zone benefit from technical assistance and other grants including the Design Assistance Grants program.	



U.S. Department of Housing and Urban Development
Office of Community Planning and Development
Integrated Disbursement and Information System
CDBG Activity Summary Report (GPR) for Program Year 2024
HENRICO COUNTY

Date: 05-Nov-2025
Time: 11:04
Page: 11

PGM Year: 2022

Project: 0010 - Revolving Loan Fund

IDIS Activity: 1437 - Small Business Loan Fund

Status: Open

Location: 1717 E Cary St Richmond, VA 23223-7024

Objective: Create economic opportunities

Outcome: Availability/accessibility

Matrix Code: ED Direct Financial Assistance to For-Profits (18A)

National Objective: LMJ

Activity to prevent, prepare for, and respond to Coronavirus: No

Initial Funding Date: 08/05/2025

Description:

Provide funds to a CDFI to operate a loan fund for small businesses.

Financing

	Fund Type	Grant Year	Grant	Funded Amount	Drawn In Program Year	Drawn Thru Program Year
CDBG	EN	2022	B22UC510003	\$250,000.00	\$4,267.50	\$4,267.50
Total	Total			\$250,000.00	\$4,267.50	\$4,267.50

Proposed Accomplishments

Jobs : 8

Actual Accomplishments

Number assisted:

	Owner		Renter		Total		Person	
	Total	Hispanic	Total	Hispanic	Total	Hispanic	Total	Hispanic
White:	0	0	0	0	0	0		0
Black/African American:	0	0	0	0	0	0	0	0
Asian:	0	0	0	0	0	0	0	0
American Indian/Alaskan Native:	0	0	0	0	0	0	0	0
Native Hawaiian/Other Pacific Islander:	0	0	0	0	0	0	0	0
American Indian/Alaskan Native & White:	0	0	0	0	0	0	0	0
Asian White:	0	0	0	0	0	0	0	0
Black/African American & White:	0	0	0	0	0	0	0	0
American Indian/Alaskan Native & Black/African American:	0	0	0	0	0	0	0	0
Other multi-racial:	0	0	0	0	0	0	0	0
Asian/Pacific Islander:	0	0	0	0	0	0	0	0
Hispanic:	0	0	0	0	0	0	0	0
Total:	0	0	0	0	0	0	0	0



U.S. Department of Housing and Urban Development
Office of Community Planning and Development
Integrated Disbursement and Information System
CDBG Activity Summary Report (GPR) for Program Year 2024
HENRICO COUNTY

Date: 05-Nov-2025
Time: 11:04
Page: 12

Female-headed Households: 0 0 0

Income Category:

	Owner	Renter	Total	Person
Extremely Low	0	0	0	0
Low Mod	0	0	0	0
Moderate	0	0	0	0
Non Low Moderate	0	0	0	0
Total	0	0	0	0

Percent Low/Mod

Annual Accomplishments

No data returned for this view. This might be because the applied filter excludes all data.



U.S. Department of Housing and Urban Development
Office of Community Planning and Development
Integrated Disbursement and Information System
CDBG Activity Summary Report (GPR) for Program Year 2024
HENRICO COUNTY

Date: 05-Nov-2025

Time: 11:04

Page: 13

PGM Year: 2019
Project: 0040 - CV- Housing Assessment and Transition Support
IDIS Activity: 1450 - CV- Housing Assessment and Transition Support

Status: Completed 1/31/2025 12:00:00 AM

Location: 1601 Rolling Hills Dr Henrico, VA 23229-5011

Objective: Provide decent affordable housing

Outcome: Availability/accessibility

Matrix Code: Subsistence Payment (05Q)

National Objective: LMC

Activity to prevent, prepare for, and respond to Coronavirus: Yes

Initial Funding Date: 01/10/2023

Description:

This program provides support to Commonwealth Catholic Charities for a program to assist families with school-age children living in hotels/motels. CDBG funds will be used for direct household support in paying rent (current or past due), deposits, etc.

Financing

	Fund Type	Grant Year	Grant	Funded Amount	Drawn In Program Year	Drawn Thru Program Year
CDBG	EN	2020	B20UW510003	\$135,121.09	\$52,440.98	\$135,121.09
	LA	2020	B20UC510003	\$45.00	\$0.00	\$45.00
Total	Total			\$135,166.09	\$52,440.98	\$135,166.09

Proposed Accomplishments

People (General) : 25

Actual Accomplishments

Number assisted:

	Owner		Renter		Total		Person	
	Total	Hispanic	Total	Hispanic	Total	Hispanic	Total	Hispanic
White:	0	0	0	0	0	0	75	0
Black/African American:	0	0	0	0	0	0	90	0
Asian:	0	0	0	0	0	0	0	0
American Indian/Alaskan Native:	0	0	0	0	0	0	0	0
Native Hawaiian/Other Pacific Islander:	0	0	0	0	0	0	0	0
American Indian/Alaskan Native & White:	0	0	0	0	0	0	0	0
Asian White:	0	0	0	0	0	0	0	0
Black/African American & White:	0	0	0	0	0	0	0	0
American Indian/Alaskan Native & Black/African American:	0	0	0	0	0	0	0	0
Other multi-racial:	0	0	0	0	0	0	13	0
Asian/Pacific Islander:	0	0	0	0	0	0	0	0



U.S. Department of Housing and Urban Development
Office of Community Planning and Development
Integrated Disbursement and Information System
CDBG Activity Summary Report (GPR) for Program Year 2024
HENRICO COUNTY

Date: 05-Nov-2025
Time: 11:04
Page: 14

Hispanic:	0	0	0	0	0	0	0
Total:	0	0	0	0	0	0	178
Female-headed Households:	0		0		0		
<i>Income Category:</i>							
	Owner	Renter	Total	Person			
Extremely Low	0	0	0	140			
Low Mod	0	0	0	38			
Moderate	0	0	0	0			
Non Low Moderate	0	0	0	0			
Total	0	0	0	178			
Percent Low/Mod	100.0%						

Annual Accomplishments

Years	Accomplishment Narrative	# Benefitting
2023	This program provided support for families living in hotels to get into permanent housing. 47 Henrico households were rehoused, serving over 150 persons.	



U.S. Department of Housing and Urban Development
Office of Community Planning and Development
Integrated Disbursement and Information System
CDBG Activity Summary Report (GPR) for Program Year 2024
HENRICO COUNTY

Date: 05-Nov-2025
Time: 11:04
Page: 15

PGM Year: 2023
Project: 0001 - CDBG Administration
IDIS Activity: 1471 - CDBG Admin

Status: Completed 11/12/2024 12:00:00 AM
Location: ,

Objective:
Outcome:
Matrix Code: General Program Administration (21A) **National Objective:**

Activity to prevent, prepare for, and respond to Coronavirus: No

Initial Funding Date: 11/14/2023

Description:

Provides funds for administration of the CDBG Program by Henrico staff.

Financing

	Fund Type	Grant Year	Grant	Funded Amount	Drawn In Program Year	Drawn Thru Program Year
CDBG	EN	2023	B23UC510003	\$264,629.69	\$943.03	\$264,629.69
Total	Total			\$264,629.69	\$943.03	\$264,629.69

Proposed Accomplishments

Actual Accomplishments

Number assisted:

	Owner		Renter		Total		Person	
	Total	Hispanic	Total	Hispanic	Total	Hispanic	Total	Hispanic
White:					0	0		
Black/African American:					0	0		
Asian:					0	0		
American Indian/Alaskan Native:					0	0		
Native Hawaiian/Other Pacific Islander:					0	0		
American Indian/Alaskan Native & White:					0	0		
Asian White:					0	0		
Black/African American & White:					0	0		
American Indian/Alaskan Native & Black/African American:					0	0		
Other multi-racial:					0	0		
Asian/Pacific Islander:					0	0		
Hispanic:					0	0		
Total:	0	0	0	0	0	0	0	0

Female-headed Households:

0



U.S. Department of Housing and Urban Development
Office of Community Planning and Development
Integrated Disbursement and Information System
CDBG Activity Summary Report (GPR) for Program Year 2024
HENRICO COUNTY

Date: 05-Nov-2025
Time: 11:04
Page: 16

Income Category:

	Owner	Renter	Total	Person
Extremely Low			0	
Low Mod			0	
Moderate			0	
Non Low Moderate			0	
Total	0	0	0	0
Percent Low/Mod				

Annual Accomplishments

No data returned for this view. This might be because the applied filter excludes all data.



U.S. Department of Housing and Urban Development
Office of Community Planning and Development
Integrated Disbursement and Information System
CDBG Activity Summary Report (GPR) for Program Year 2024
HENRICO COUNTY

Date: 05-Nov-2025
Time: 11:04
Page: 17

PGM Year:	2023		
Project:	0005 - project:HOMES Homeowner Rehabilitation program		
IDIS Activity:	1506 - project: HOMES Moderate Homeowner Rehabilitation Program		
Status:	Completed 11/20/2024 12:00:00 AM	Objective:	Create suitable living environments
Location:	9502 Stockbridge Dr Henrico, VA 23228-1223	Outcome:	Sustainability
		Matrix Code:	Rehab; Single-Unit Residential (14A)
		National Objective:	LMH

Activity to prevent, prepare for, and respond to Coronavirus: No

Initial Funding Date: 08/09/2024

Description:

Provide funds to project:HOMES to administer a program of home rehabilitation to qualified low-income homeowners who are elderly or disabled.

Financing

	Fund Type	Grant Year	Grant	Funded Amount	Drawn In Program Year	Drawn Thru Program Year
CDBG	EN	2023	B23UC510003	\$111,629.50	\$0.00	\$111,629.50
Total	Total			\$111,629.50	\$0.00	\$111,629.50

Proposed Accomplishments

Housing Units : 5

Actual Accomplishments

Number assisted:

	Owner		Renter		Total		Person	
	Total	Hispanic	Total	Hispanic	Total	Hispanic	Total	Hispanic
White:	1	0	0	0	1	0	0	0
Black/African American:	4	0	0	0	4	0	0	0
Asian:	0	0	0	0	0	0	0	0
American Indian/Alaskan Native:	0	0	0	0	0	0	0	0
Native Hawaiian/Other Pacific Islander:	0	0	0	0	0	0	0	0
American Indian/Alaskan Native & White:	0	0	0	0	0	0	0	0
Asian White:	0	0	0	0	0	0	0	0
Black/African American & White:	0	0	0	0	0	0	0	0
American Indian/Alaskan Native & Black/African American:	0	0	0	0	0	0	0	0
Other multi-racial:	0	0	0	0	0	0	0	0
Asian/Pacific Islander:	0	0	0	0	0	0	0	0
Hispanic:	0	0	0	0	0	0	0	0
Total:	5	0	0	0	5	0	0	0



U.S. Department of Housing and Urban Development
Office of Community Planning and Development
Integrated Disbursement and Information System
CDBG Activity Summary Report (GPR) for Program Year 2024
HENRICO COUNTY

Date: 05-Nov-2025
Time: 11:04
Page: 18

Female-headed Households: 0 0 0

Income Category:

	Owner	Renter	Total	Person
Extremely Low	1	0	1	0
Low Mod	0	0	0	0
Moderate	4	0	4	0
Non Low Moderate	0	0	0	0
Total	5	0	5	0
Percent Low/Mod	100.0%		100.0%	

Annual Accomplishments

Years	Accomplishment Narrative	# Benefitting
2024	Moderate Homeowner Rehabilitation for a low-to-moderate income elderly and/or disabled homeowner.	



U.S. Department of Housing and Urban Development
Office of Community Planning and Development
Integrated Disbursement and Information System
CDBG Activity Summary Report (GPR) for Program Year 2024
HENRICO COUNTY

Date: 05-Nov-2025
Time: 11:04
Page: 19

PGM Year:	2019		
Project:	0042 - CV - Commonwealth Catholic Charities Food Pantry		
IDIS Activity:	1509 - CCC DIBert Food Pantry		
Status:	Completed 1/31/2025 12:00:00 AM	Objective:	Create suitable living environments
Location:	1601 Rolling Hills Dr Henrico, VA 23229-5011	Outcome:	Availability/accessibility
		Matrix Code:	Food Banks (05W)
		National Objective:	LMC

Activity to prevent, prepare for, and respond to Coronavirus: Yes

Initial Funding Date: 07/23/2024

Description:

Provide funds to Commonwealth Catholic Charities towards operation of the Dibert Food Pantry.

Financing

	Fund Type	Grant Year	Grant	Funded Amount	Drawn In Program Year	Drawn Thru Program Year
CDBG	EN	2020	B20UW510003	\$33,185.83	\$19,577.14	\$33,185.83
Total	Total			\$33,185.83	\$19,577.14	\$33,185.83

Proposed Accomplishments

People (General) : 500

Actual Accomplishments

Number assisted:

	Owner		Renter		Total		Person	
	Total	Hispanic	Total	Hispanic	Total	Hispanic	Total	Hispanic
White:	0	0	0	0	0	0	454	30
Black/African American:	0	0	0	0	0	0	440	0
Asian:	0	0	0	0	0	0	0	0
American Indian/Alaskan Native:	0	0	0	0	0	0	0	0
Native Hawaiian/Other Pacific Islander:	0	0	0	0	0	0	0	0
American Indian/Alaskan Native & White:	0	0	0	0	0	0	0	0
Asian White:	0	0	0	0	0	0	0	0
Black/African American & White:	0	0	0	0	0	0	12	0
American Indian/Alaskan Native & Black/African American:	0	0	0	0	0	0	0	0
Other multi-racial:	0	0	0	0	0	0	256	0
Asian/Pacific Islander:	0	0	0	0	0	0	0	0
Hispanic:	0	0	0	0	0	0	0	0
Total:	0	0	0	0	0	0	1,162	30



U.S. Department of Housing and Urban Development
Office of Community Planning and Development
Integrated Disbursement and Information System
CDBG Activity Summary Report (GPR) for Program Year 2024
HENRICO COUNTY

Date: 05-Nov-2025
Time: 11:04
Page: 20

Female-headed Households: 0 0 0

Income Category:

	Owner	Renter	Total	Person
Extremely Low	0	0	0	264
Low Mod	0	0	0	708
Moderate	0	0	0	190
Non Low Moderate	0	0	0	0
Total	0	0	0	1,162
Percent Low/Mod				100.0%

Annual Accomplishments

Years	Accomplishment Narrative	# Benefitting
2024	Commonwealth Catholic Charities operates a food pantry program for households that are food insecure, many of whom have not recovered financially from the impacts of COVID-19. CCC also saw a decline in donations to support the pantry during the pandemic. Funding was provided over a 12 month period, during which time over 1000 household were served, 600 of whom were from Henrico.	



U.S. Department of Housing and Urban Development
Office of Community Planning and Development
Integrated Disbursement and Information System
CDBG Activity Summary Report (GPR) for Program Year 2024
HENRICO COUNTY

Date: 05-Nov-2025
Time: 11:04
Page: 21

PGM Year:	2019					
Project:	0043 - CV - Commonwealth Catholic Charities Outreach & Diversion					
IDIS Activity:	1510 - CCC Homelessness Outreach & Diversion					
Status:	Completed 1/31/2025 12:00:00 AM	Objective:	Provide decent affordable housing			
Location:	1601 Rolling Hills Dr Richmond, VA 23229-5011	Outcome:	Availability/accessibility			
		Matrix Code:	Housing Information and Referral Services (05X)	National Objective:	LMC	

Activity to prevent, prepare for, and respond to Coronavirus: Yes

Initial Funding Date: 10/22/2024

Description:

Financing

	Fund Type	Grant Year	Grant	Funded Amount	Drawn In Program Year	Drawn Thru Program Year
CDBG	EN	2020	B20UW510003	\$30,000.00	\$30,000.00	\$30,000.00
Total	Total			\$30,000.00	\$30,000.00	\$30,000.00

Proposed Accomplishments

People (General) : 50

Actual Accomplishments

Number assisted:

	Owner		Renter		Total		Person	
	Total	Hispanic	Total	Hispanic	Total	Hispanic	Total	Hispanic
White:	0	0	0	0	0	0	11	2
Black/African American:	0	0	0	0	0	0	18	1
Asian:	0	0	0	0	0	0	0	0
American Indian/Alaskan Native:	0	0	0	0	0	0	1	1
Native Hawaiian/Other Pacific Islander:	0	0	0	0	0	0	0	0
American Indian/Alaskan Native & White:	0	0	0	0	0	0	3	0
Asian White:	0	0	0	0	0	0	0	0
Black/African American & White:	0	0	0	0	0	0	0	0
American Indian/Alaskan Native & Black/African American:	0	0	0	0	0	0	0	0
Other multi-racial:	0	0	0	0	0	0	0	0
Asian/Pacific Islander:	0	0	0	0	0	0	0	0
Hispanic:	0	0	0	0	0	0	0	0
Total:	0	0	0	0	0	0	33	4



U.S. Department of Housing and Urban Development
Office of Community Planning and Development
Integrated Disbursement and Information System
CDBG Activity Summary Report (GPR) for Program Year 2024
HENRICO COUNTY

Date: 05-Nov-2025
Time: 11:04
Page: 22

Female-headed Households: 0 0 0

Income Category:

	Owner	Renter	Total	Person
Extremely Low	0	0	0	25
Low Mod	0	0	0	8
Moderate	0	0	0	0
Non Low Moderate	0	0	0	0
Total	0	0	0	33
Percent Low/Mod				100.0%

Annual Accomplishments

Years	Accomplishment Narrative	# Benefitting
2024	Commonwealth Catholic Charities Street Outreach Program served 33 unique individuals experiencing unsheltered homelessness in Henrico County. There were 147 street outreach engagements completed with unsheltered Henrico residents over the course of the grant period. This included 13 single adults and 5 family households with minor children (6 children served in total by the project). The project recorded 19 exits from street outreach services; of these 19 exits, 15 connections to emergency shelter were made (79% of exits) and 4 unique individuals were connected to rentals with a rapid rehousing subsidy (21% of exits). These outcomes represent an overall 100% success rate in ending Henrico residents' unsheltered homelessness, and connecting them to safe, positive destinations. CCC Street Outreach continues to provide community-based services and housing-focused case management to 11 unique individuals experiencing homelessness in Henrico, including one unsheltered family (who is expected to move into permanent housing in February). Of the 29 unique individuals served: 12 identified as survivors of domestic violence, 20 identified as having one or more disabling conditions, and 10 identified as experiencing chronic unsheltered homelessness (with extensive service histories).	



U.S. Department of Housing and Urban Development
Office of Community Planning and Development
Integrated Disbursement and Information System
CDBG Activity Summary Report (GPR) for Program Year 2024
HENRICO COUNTY

Date: 05-Nov-2025
Time: 11:04
Page: 23

PGM Year: 2019
Project: 0044 - CV - HumanKind Family Crisis Fund
IDIS Activity: 1511 - CV - HumanKind Family Crisis Fund

Status: Completed 8/30/2025 12:00:00 AM
Location: 908 N Thompson St Richmond, VA 23230-4909

Objective: Create suitable living environments
Outcome: Availability/accessibility
Matrix Code: Subsistence Payment (05Q)

National Objective: LMC

Activity to prevent, prepare for, and respond to Coronavirus: Yes

Initial Funding Date: 08/08/2024

Description:

Provide one-time emergency payments to households suffering a crisis.
Payments will include rent, child care, car payment insurance, car repairs or other necessary payments that would impact a household's employment or housing situation.

Financing

	Fund Type	Grant Year	Grant	Funded Amount	Drawn In Program Year	Drawn Thru Program Year
CDBG	EN	2020	B20UW510003	\$192,694.61	\$182,135.19	\$192,694.61
Total	Total			\$192,694.61	\$182,135.19	\$192,694.61

Proposed Accomplishments

People (General) : 67

Actual Accomplishments

Number assisted:

	Owner		Renter		Total		Person	
	Total	Hispanic	Total	Hispanic	Total	Hispanic	Total	Hispanic
White:	0	0	0	0	0	0	12	1
Black/African American:	0	0	0	0	0	0	68	0
Asian:	0	0	0	0	0	0	1	0
American Indian/Alaskan Native:	0	0	0	0	0	0	0	0
Native Hawaiian/Other Pacific Islander:	0	0	0	0	0	0	0	0
American Indian/Alaskan Native & White:	0	0	0	0	0	0	0	0
Asian White:	0	0	0	0	0	0	0	0
Black/African American & White:	0	0	0	0	0	0	0	0
American Indian/Alaskan Native & Black/African American:	0	0	0	0	0	0	0	0
Other multi-racial:	0	0	0	0	0	0	9	2
Asian/Pacific Islander:	0	0	0	0	0	0	0	0
Hispanic:	0	0	0	0	0	0	0	0



U.S. Department of Housing and Urban Development
Office of Community Planning and Development
Integrated Disbursement and Information System
CDBG Activity Summary Report (GPR) for Program Year 2024
HENRICO COUNTY

Date: 05-Nov-2025
Time: 11:04
Page: 24

Total:	0	0	0	0	0	0	90	3
---------------	----------	----------	----------	----------	----------	----------	-----------	----------

Female-headed Households:	0		0		0			
---------------------------	---	--	---	--	---	--	--	--

Income Category:

	Owner	Renter	Total	Person
Extremely Low	0	0	0	39
Low Mod	0	0	0	34
Moderate	0	0	0	17
Non Low Moderate	0	0	0	0
Total	0	0	0	90
Percent Low/Mod				100.0%

Annual Accomplishments

Years	Accomplishment Narrative	# Benefitting
2024	HumanKind operated a Family Crisis Fund program which provided one-time assistance to households with an unexpected expense or regular monthly expenses that they had trouble covering due to a temporary loss of income, such as a short term illness. This program allowed these households to remain stable. In most cases, the households assisted had not been able to rebuild any emergency savings after the economic hardships caused by the COVID-19 pandemic. From June 2024 to July 2025, HumanKind's Family Crisis Fund served 90 Henrico households, exceeding the goal of 80. For many of these families, the most urgent need was keeping a roof over their heads; 73 of the 108 payments made (68%) went toward rent or other housing costs. The remaining assistance helped cover auto-related expenses, utilities, phone, and childcare ensuring that Henrico County residents could stay in their homes, get to work, keep the lights on, and take steps toward a more secure future.	



U.S. Department of Housing and Urban Development
Office of Community Planning and Development
Integrated Disbursement and Information System
CDBG Activity Summary Report (GPR) for Program Year 2024
HENRICO COUNTY

Date: 05-Nov-2025
Time: 11:04
Page: 25

PGM Year:	2023		
Project:	0005 - project:HOMES Homeowner Rehabilitation program		
IDIS Activity:	1514 - 3911 E Chatham Dr - pH Rehab		
Status:	Completed 11/12/2024 12:00:00 AM	Objective:	Provide decent affordable housing
Location:	3911 E Chatham Dr Richmond, VA 23222-1201	Outcome:	Sustainability
		Matrix Code:	Rehab; Single-Unit Residential (14A)
		National Objective:	LMH

Activity to prevent, prepare for, and respond to Coronavirus: No

Initial Funding Date: 09/11/2024

Description:

Moderate Home Rehabilitation for low-to-moderate income elderly and/or disabled persons

Financing

	Fund Type	Grant Year	Grant	Funded Amount	Drawn In Program Year	Drawn Thru Program Year
CDBG	EN	2023	B23UC510003	\$73,460.00	\$0.00	\$73,460.00
Total	Total			\$73,460.00	\$0.00	\$73,460.00

Proposed Accomplishments

Housing Units : 1

Actual Accomplishments

Number assisted:

	Owner		Renter		Total		Person	
	Total	Hispanic	Total	Hispanic	Total	Hispanic	Total	Hispanic
White:	1	0	0	0	1	0	0	0
Black/African American:	0	0	0	0	0	0	0	0
Asian:	0	0	0	0	0	0	0	0
American Indian/Alaskan Native:	0	0	0	0	0	0	0	0
Native Hawaiian/Other Pacific Islander:	0	0	0	0	0	0	0	0
American Indian/Alaskan Native & White:	0	0	0	0	0	0	0	0
Asian White:	0	0	0	0	0	0	0	0
Black/African American & White:	0	0	0	0	0	0	0	0
American Indian/Alaskan Native & Black/African American:	0	0	0	0	0	0	0	0
Other multi-racial:	0	0	0	0	0	0	0	0
Asian/Pacific Islander:	0	0	0	0	0	0	0	0
Hispanic:	0	0	0	0	0	0	0	0
Total:	1	0	0	0	1	0	0	0



U.S. Department of Housing and Urban Development
Office of Community Planning and Development
Integrated Disbursement and Information System
CDBG Activity Summary Report (GPR) for Program Year 2024
HENRICO COUNTY

Date: 05-Nov-2025
Time: 11:04
Page: 26

Female-headed Households: 0 0 0

Income Category:

	Owner	Renter	Total	Person
Extremely Low	1	0	1	0
Low Mod	0	0	0	0
Moderate	0	0	0	0
Non Low Moderate	0	0	0	0
Total	1	0	1	0
Percent Low/Mod	100.0%		100.0%	

Annual Accomplishments

Years	Accomplishment Narrative	# Benefitting
2023	Moderate Home Rehabilitation for a low-to-moderate income elderly and/or disabled homeowner	



U.S. Department of Housing and Urban Development
Office of Community Planning and Development
Integrated Disbursement and Information System
CDBG Activity Summary Report (GPR) for Program Year 2024
HENRICO COUNTY

Date: 05-Nov-2025
Time: 11:04
Page: 27

PGM Year:	2024				
Project:	0010 - project:HOMES Moderate Rehabilitation Program				
IDIS Activity:	1520 - project: HOMES Moderate Homeowner Rehabilitation Program				
Status:	Completed 10/23/2025 12:00:00 AM		Objective:	Create suitable living environments	
Location:	10 S Ivy Ave Henrico, VA 23075-1712		Outcome:	Sustainability	
			Matrix Code:	Rehab; Single-Unit Residential (14A)	National Objective: LMH

Activity to prevent, prepare for, and respond to Coronavirus: No

Initial Funding Date: 11/18/2024

Description:

Moderate Rehabilitation for Lowmod elderly or disabledhomeowners.

Financing

	Fund Type	Grant Year	Grant	Funded Amount	Drawn In Program Year	Drawn Thru Program Year
CDBG	EN	2018	B18UC510003	\$45,500.00	\$45,500.00	\$45,500.00
		2023	B23UC510003	\$52,000.00	\$52,000.00	\$52,000.00
Total	Total			\$97,500.00	\$97,500.00	\$97,500.00

Proposed Accomplishments

Housing Units : 10

Actual Accomplishments

Number assisted:

	Owner		Renter		Total		Person	
	Total	Hispanic	Total	Hispanic	Total	Hispanic	Total	Hispanic
White:	4	1	0	0	4	1	0	0
Black/African American:	6	0	0	0	6	0	0	0
Asian:	0	0	0	0	0	0	0	0
American Indian/Alaskan Native:	0	0	0	0	0	0	0	0
Native Hawaiian/Other Pacific Islander:	0	0	0	0	0	0	0	0
American Indian/Alaskan Native & White:	0	0	0	0	0	0	0	0
Asian White:	0	0	0	0	0	0	0	0
Black/African American & White:	0	0	0	0	0	0	0	0
American Indian/Alaskan Native & Black/African American:	0	0	0	0	0	0	0	0
Other multi-racial:	0	0	0	0	0	0	0	0
Asian/Pacific Islander:	0	0	0	0	0	0	0	0
Hispanic:	0	0	0	0	0	0	0	0



U.S. Department of Housing and Urban Development
Office of Community Planning and Development
Integrated Disbursement and Information System
CDBG Activity Summary Report (GPR) for Program Year 2024
HENRICO COUNTY

Date: 05-Nov-2025
Time: 11:04
Page: 28

Total:	10	1	0	0	10	1	0	0
Female-headed Households:	7		0		7			

Income Category:	Owner	Renter	Total	Person
Extremely Low	2	0	2	0
Low Mod	8	0	8	0
Moderate	0	0	0	0
Non Low Moderate	0	0	0	0
Total	10	0	10	0
Percent Low/Mod	100.0%		100.0%	

Annual Accomplishments

Years	Accomplishment Narrative	# Benefitting
2024		



U.S. Department of Housing and Urban Development
Office of Community Planning and Development
Integrated Disbursement and Information System
CDBG Activity Summary Report (GPR) for Program Year 2024
HENRICO COUNTY

Date: 05-Nov-2025
Time: 11:04
Page: 29

PGM Year: 2024
Project: 0007 - HOME Inc Down Payment Assistance Program
IDIS Activity: 1521 - HOME Inc. Down Payment Assistance

Status: Open
Location: 1601 Rolling Hills Dr Richmond, VA 23229-5011

Objective: Provide decent affordable housing
Outcome: Availability/accessibility
Matrix Code: Housing Counseling, under 24 CFR
5.100 Supporting Homebuyer
Downpayment Assistance (05R) (05Y)

National Objective: LMH

Activity to prevent, prepare for, and respond to Coronavirus: No

Initial Funding Date: 11/27/2024

Description:

Downpayment and Closing Cost Assistance for a First-time low-to-moderate income homebuyer.

Financing

	Fund Type	Grant Year	Grant	Funded Amount	Drawn In Program Year	Drawn Thru Program Year
CDBG	EN	2021	B21UC510003	\$11,839.99	\$8,839.99	\$8,839.99
Total	Total			\$11,839.99	\$8,839.99	\$8,839.99

Proposed Accomplishments

Households (General) : 8

Actual Accomplishments

Number assisted:

	Owner		Renter		Total		Person	
	Total	Hispanic	Total	Hispanic	Total	Hispanic	Total	Hispanic
White:	0	0	0	0	0	0		0
Black/African American:	5	0	0	0	5	0	0	0
Asian:	0	0	0	0	0	0	0	0
American Indian/Alaskan Native:	0	0	0	0	0	0	0	0
Native Hawaiian/Other Pacific Islander:	0	0	0	0	0	0	0	0
American Indian/Alaskan Native & White:	0	0	0	0	0	0	0	0
Asian White:	0	0	0	0	0	0	0	0
Black/African American & White:	0	0	0	0	0	0	0	0
American Indian/Alaskan Native & Black/African American:	0	0	0	0	0	0	0	0
Other multi-racial:	0	0	0	0	0	0	0	0
Asian/Pacific Islander:	0	0	0	0	0	0	0	0
Hispanic:	0	0	0	0	0	0	0	0
Total:	5	0	0	0	5	0	0	0



U.S. Department of Housing and Urban Development
Office of Community Planning and Development
Integrated Disbursement and Information System
CDBG Activity Summary Report (GPR) for Program Year 2024
HENRICO COUNTY

Date: 05-Nov-2025
Time: 11:04
Page: 30

Female-headed Households: 4 0 4

Income Category:

	Owner	Renter	Total	Person
Extremely Low	0	0	0	0
Low Mod	5	0	5	0
Moderate	0	0	0	0
Non Low Moderate	0	0	0	0
Total	5	0	5	0
Percent Low/Mod	100.0%		100.0%	

Annual Accomplishments

Years	Accomplishment Narrative	# Benefitting
2024	Down Payment and Closing Cost Assistance-Housing Counseling Fee, for a low-to-moderate income first-time homebuyer.	



U.S. Department of Housing and Urban Development
Office of Community Planning and Development
Integrated Disbursement and Information System
CDBG Activity Summary Report (GPR) for Program Year 2024
HENRICO COUNTY

Date: 05-Nov-2025
Time: 11:04
Page: 31

PGM Year:	2024					
Project:	0011 - RMHFH Critical Home Repair					
IDIS Activity:	1522 - RMHFH Critical Home Repair					
Status:	Open	Objective:	Create suitable living environments			
Location:	Address Suppressed	Outcome:	Affordability			
		Matrix Code:	Rehab; Single-Unit Residential (14A)	National Objective:	LMH	

Activity to prevent, prepare for, and respond to Coronavirus: No

Initial Funding Date: 11/27/2024

Description:

Provides funds to Richmond Metro Habitat for Humanity to administer a program of critical roof repairs for LMI homeowners.

Financing

	Fund Type	Grant Year	Grant	Funded Amount	Drawn In Program Year	Drawn Thru Program Year
CDBG	EN	2023	B23UC510003	\$4,492.62	\$0.00	\$0.00
		2024	B24UC510003	\$120,000.00	\$67,527.00	\$67,527.00
Total	Total			\$124,492.62	\$67,527.00	\$67,527.00

Proposed Accomplishments

Housing Units : 7

Actual Accomplishments

Number assisted:

	Owner		Renter		Total		Person	
	Total	Hispanic	Total	Hispanic	Total	Hispanic	Total	Hispanic
White:	0	0	0	0	0	0		0
Black/African American:	5	0	0	0	5	0	0	0
Asian:	0	0	0	0	0	0	0	0
American Indian/Alaskan Native:	0	0	0	0	0	0	0	0
Native Hawaiian/Other Pacific Islander:	0	0	0	0	0	0	0	0
American Indian/Alaskan Native & White:	0	0	0	0	0	0	0	0
Asian White:	0	0	0	0	0	0	0	0
Black/African American & White:	0	0	0	0	0	0	0	0
American Indian/Alaskan Native & Black/African American:	0	0	0	0	0	0	0	0
Other multi-racial:	0	0	0	0	0	0	0	0
Asian/Pacific Islander:	0	0	0	0	0	0	0	0
Hispanic:	0	0	0	0	0	0	0	0



U.S. Department of Housing and Urban Development
Office of Community Planning and Development
Integrated Disbursement and Information System
CDBG Activity Summary Report (GPR) for Program Year 2024
HENRICO COUNTY

Date: 05-Nov-2025
Time: 11:04
Page: 32

Total: 5 0 0 0 5 0 0 0

Female-headed Households: 4 0 4

Income Category:

	Owner	Renter	Total	Person
Extremely Low	3	0	3	0
Low Mod	0	0	0	0
Moderate	2	0	2	0
Non Low Moderate	0	0	0	0
Total	5	0	5	0
Percent Low/Mod	100.0%		100.0%	

Annual Accomplishments

Years	Accomplishment Narrative	# Benefitting
2024	Richmond Metropolitan Habitat for Humanity completed roof repairs or replacement at the homes of 5 LMI homeowners in Henrico County.	



U.S. Department of Housing and Urban Development
Office of Community Planning and Development
Integrated Disbursement and Information System
CDBG Activity Summary Report (GPR) for Program Year 2024
HENRICO COUNTY

Date: 05-Nov-2025
Time: 11:04
Page: 33

PGM Year: 2024
Project: 0001 - CDBG Administration
IDIS Activity: 1523 - CDBG Admin

Status: Open
Location: ,

Objective:
Outcome:
Matrix Code: General Program Administration (21A) **National Objective:**

Activity to prevent, prepare for, and respond to Coronavirus: No

Initial Funding Date: 12/03/2024

Description:

Provides funds for the administration of the CDBG program.

Financing

	Fund Type	Grant Year	Grant	Funded Amount	Drawn In Program Year	Drawn Thru Program Year
CDBG	EN	2018	B18UC510003	\$39,090.84	\$39,090.84	\$39,090.84
		2024	B24UC510003	\$322,000.00	\$202,696.51	\$202,696.51
Total	Total			\$361,090.84	\$241,787.35	\$241,787.35

Proposed Accomplishments

Actual Accomplishments

Number assisted:

	Owner		Renter		Total		Person	
	Total	Hispanic	Total	Hispanic	Total	Hispanic	Total	Hispanic
White:					0	0		
Black/African American:					0	0		
Asian:					0	0		
American Indian/Alaskan Native:					0	0		
Native Hawaiian/Other Pacific Islander:					0	0		
American Indian/Alaskan Native & White:					0	0		
Asian White:					0	0		
Black/African American & White:					0	0		
American Indian/Alaskan Native & Black/African American:					0	0		
Other multi-racial:					0	0		
Asian/Pacific Islander:					0	0		
Hispanic:					0	0		
Total:	0	0	0	0	0	0	0	0



U.S. Department of Housing and Urban Development
Office of Community Planning and Development
Integrated Disbursement and Information System
CDBG Activity Summary Report (GPR) for Program Year 2024
HENRICO COUNTY

Date: 05-Nov-2025
Time: 11:04
Page: 34

Female-headed Households: 0

Income Category:	Owner	Renter	Total	Person
Extremely Low			0	
Low Mod			0	
Moderate			0	
Non Low Moderate			0	
Total	0	0	0	0
Percent Low/Mod				

Annual Accomplishments
No data returned for this view. This might be because the applied filter excludes all data.



U.S. Department of Housing and Urban Development
Office of Community Planning and Development
Integrated Disbursement and Information System
CDBG Activity Summary Report (GPR) for Program Year 2024
HENRICO COUNTY

Date: 05-Nov-2025
Time: 11:04
Page: 35

PGM Year: 2024
Project: 0003 - Commercial Assistance Program
IDIS Activity: 1524 - Commercial Assistance Program

Status: Open
Location: 4905 Dickens Rd Ste 200 Richmond, VA 23230-1953

Objective: Create economic opportunities
Outcome: Availability/accessibility
Matrix Code: ED Technical Assistance (18B)

National Objective: LMJ

Activity to prevent, prepare for, and respond to Coronavirus: No

Initial Funding Date: 12/03/2024

Description:

Provides funding for a program providing technical assistance to businesses in the County's Enterprise Zone.

Financing

	Fund Type	Grant Year	Grant	Funded Amount	Drawn In Program Year	Drawn Thru Program Year
CDBG	EN	2024	B24UC510003	\$200,000.00	\$137,749.43	\$137,749.43
Total	Total			\$200,000.00	\$137,749.43	\$137,749.43

Proposed Accomplishments

Jobs : 6

Actual Accomplishments

Number assisted:

	Owner		Renter		Total		Person	
	Total	Hispanic	Total	Hispanic	Total	Hispanic	Total	Hispanic
White:	0	0	0	0	0	0		0
Black/African American:	0	0	0	0	0	0	0	0
Asian:	0	0	0	0	0	0	0	0
American Indian/Alaskan Native:	0	0	0	0	0	0	0	0
Native Hawaiian/Other Pacific Islander:	0	0	0	0	0	0	0	0
American Indian/Alaskan Native & White:	0	0	0	0	0	0	0	0
Asian White:	0	0	0	0	0	0	0	0
Black/African American & White:	0	0	0	0	0	0	0	0
American Indian/Alaskan Native & Black/African American:	0	0	0	0	0	0	0	0
Other multi-racial:	0	0	0	0	0	0	36	0
Asian/Pacific Islander:	0	0	0	0	0	0	0	0
Hispanic:	0	0	0	0	0	0	0	0
Total:	0	0	0	0	0	0	36	0



U.S. Department of Housing and Urban Development
Office of Community Planning and Development
Integrated Disbursement and Information System
CDBG Activity Summary Report (GPR) for Program Year 2024
HENRICO COUNTY

Date: 05-Nov-2025
Time: 11:04
Page: 36

Female-headed Households: 0 0 0

Income Category:

	Owner	Renter	Total	Person
Extremely Low	0	0	0	0
Low Mod	0	0	0	0
Moderate	0	0	0	36
Non Low Moderate	0	0	0	0
Total	0	0	0	36
Percent Low/Mod				100.0%

Annual Accomplishments

Years	Accomplishment Narrative	# Benefitting
2024	The Commercial Assistance Program provided technical assistance to 28 businesses located in Henrico County's Enterprise Zones. The CDBG funds for this program leveraged over \$2.2M in other incentives and investment of over \$180M in new construction or rehab/expansion of businesses in Henrico's Enterprise Zones. A total of 898 qualified businesses utilized local Enterprise Zone Incentives during 2024. Between 2023 and 2024, total employment in the Enterprise Zone decreased 7%. Despite this decrease, businesses that directly utilized Enterprise Zone incentives during 2024 through permit fee waivers or grant payment experienced job growth and created 259 new jobs. Of these new jobs, 80 jobs were made available to low- or moderate-income persons. This means that a job generally does not require more than a high school education, specialized training, or about 1-2 years of experience, unless the employer commits to provide the training. 24 of the jobs were service jobs, 36 were in sales, 3 were laborers, and 17 were craft workers. Of these 80 jobs, 44 were part-time (28 from sales, 16 from crafts persons).	



U.S. Department of Housing and Urban Development
Office of Community Planning and Development
Integrated Disbursement and Information System
CDBG Activity Summary Report (GPR) for Program Year 2024
HENRICO COUNTY

Date: 05-Nov-2025
Time: 11:04
Page: 37

PGM Year: 2024
Project: 0004 - CONNECT Program
IDIS Activity: 1525 - CONNECT Program

Status: Open
Location: PO Box 90775 Henrico, VA 23273-0775
Objective: Create suitable living environments
Outcome: Availability/accessibility
Matrix Code: Youth Services (05D)
National Objective: LMC

Activity to prevent, prepare for, and respond to Coronavirus: No

Initial Funding Date: 12/03/2024

Description:

Provides funds for an after-school program for youth in subsidized and low-income communities.

Financing

	Fund Type	Grant Year	Grant	Funded Amount	Drawn In Program Year	Drawn Thru Program Year
CDBG	EN	2024	B24UC510003	\$184,000.00	\$183,999.99	\$183,999.99
Total	Total			\$184,000.00	\$183,999.99	\$183,999.99

Proposed Accomplishments

People (General) : 125

Actual Accomplishments

Number assisted:

	Owner		Renter		Total		Person	
	Total	Hispanic	Total	Hispanic	Total	Hispanic	Total	Hispanic
White:	0	0	0	0	0	0		0
Black/African American:	0	0	0	0	0	0	105	0
Asian:	0	0	0	0	0	0	0	0
American Indian/Alaskan Native:	0	0	0	0	0	0	0	0
Native Hawaiian/Other Pacific Islander:	0	0	0	0	0	0	0	0
American Indian/Alaskan Native & White:	0	0	0	0	0	0	0	0
Asian White:	0	0	0	0	0	0	0	0
Black/African American & White:	0	0	0	0	0	0	4	0
American Indian/Alaskan Native & Black/African American:	0	0	0	0	0	0	0	0
Other multi-racial:	0	0	0	0	0	0	0	0
Asian/Pacific Islander:	0	0	0	0	0	0	0	0
Hispanic:	0	0	0	0	0	0	0	0
Total:	0	0	0	0	0	0	109	0



U.S. Department of Housing and Urban Development
Office of Community Planning and Development
Integrated Disbursement and Information System
CDBG Activity Summary Report (GPR) for Program Year 2024
HENRICO COUNTY

Date: 05-Nov-2025
Time: 11:04
Page: 38

Female-headed Households: 0 0 0

Income Category:

	Owner	Renter	Total	Person
Extremely Low	0	0	0	96
Low Mod	0	0	0	13
Moderate	0	0	0	0
Non Low Moderate	0	0	0	0
Total	0	0	0	109
Percent Low/Mod				100.0%

Annual Accomplishments

Years	Accomplishment Narrative	# Benefitting
2024	The CONNECT program served over 100 children living in low-income and subsidized housing communities with after-school programs and prevention services.	



U.S. Department of Housing and Urban Development
Office of Community Planning and Development
Integrated Disbursement and Information System
CDBG Activity Summary Report (GPR) for Program Year 2024
HENRICO COUNTY

Date: 05-Nov-2025
Time: 11:04
Page: 39

PGM Year: 2024
Project: 0009 - project:HOMES Critical Home Repair
IDIS Activity: 1531 - project:HOMES Critical Home Repair Program

Status: Open
Location: Address Suppressed

Objective: Create suitable living environments
Outcome: Availability/accessibility
Matrix Code: Rehab; Single-Unit Residential (14A) **National Objective:** LMH

Activity to prevent, prepare for, and respond to Coronavirus: No

Initial Funding Date: 12/04/2024

Description:

Provide funds to project:HOMES to complete critical home repairs for LMI homeowners.

Financing

	Fund Type	Grant Year	Grant	Funded Amount	Drawn In Program Year	Drawn Thru Program Year
CDBG	EN	2018	B18UC510003	\$56,116.94	\$56,116.94	\$56,116.94
		2023	B23UC510003	\$33,883.06	\$33,883.06	\$33,883.06
		2024	B24UC510003	\$636,627.00	\$540,713.98	\$540,713.98
Total	Total			\$726,627.00	\$630,713.98	\$630,713.98

Proposed Accomplishments

Housing Units : 55

Actual Accomplishments

Number assisted:

	Owner		Renter		Total		Person	
	Total	Hispanic	Total	Hispanic	Total	Hispanic	Total	Hispanic
White:	14	0	0	0	14	0	0	0
Black/African American:	40	0	0	0	40	0	0	0
Asian:	0	0	0	0	0	0	0	0
American Indian/Alaskan Native:	0	0	0	0	0	0	0	0
Native Hawaiian/Other Pacific Islander:	0	0	0	0	0	0	0	0
American Indian/Alaskan Native & White:	1	0	0	0	1	0	0	0
Asian White:	0	0	0	0	0	0	0	0
Black/African American & White:	0	0	0	0	0	0	0	0
American Indian/Alaskan Native & Black/African American:	0	0	0	0	0	0	0	0
Other multi-racial:	0	0	0	0	0	0	0	0
Asian/Pacific Islander:	0	0	0	0	0	0	0	0



U.S. Department of Housing and Urban Development
Office of Community Planning and Development
Integrated Disbursement and Information System
CDBG Activity Summary Report (GPR) for Program Year 2024
HENRICO COUNTY

Date: 05-Nov-2025
Time: 11:04
Page: 40

Hispanic:	0	0	0	0	0	0	0	0
Total:	55	0	0	0	55	0	0	0
Female-headed Households:	39		0		39			

<i>Income Category:</i>	Owner	Renter	Total	Person
Extremely Low	9	0	9	0
Low Mod	27	0	27	0
Moderate	19	0	19	0
Non Low Moderate	0	0	0	0
Total	55	0	55	0
Percent Low/Mod	100.0%		100.0%	

Annual Accomplishments

Years	Accomplishment Narrative	# Benefitting
2024	Project:HOMES completed critical repairs for 55 low-income homeowners.	



U.S. Department of Housing and Urban Development
Office of Community Planning and Development
Integrated Disbursement and Information System
CDBG Activity Summary Report (GPR) for Program Year 2024
HENRICO COUNTY

Date: 05-Nov-2025
Time: 11:04
Page: 41

PGM Year: 2024
Project: 0005 - CARITAS - Dinwiddie Shelter
IDIS Activity: 1532 - CARITAS Dinwiddie Shelter Renovations

Status: Open
Location: 700 Dinwiddie Ave Richmond, VA 23224-5522

Objective: Create suitable living environments
Outcome: Availability/accessibility
Matrix Code: Homeless Facilities (not operating costs) (03C)

National Objective: LMC

Activity to prevent, prepare for, and respond to Coronavirus: No

Initial Funding Date: 12/04/2024

Description:

Provide funds to CARITAS for interior renovations at the Dinwiddie Avenue Men's Shelter

Financing

	Fund Type	Grant Year	Grant	Funded Amount	Drawn In Program Year	Drawn Thru Program Year
CDBG	EN	2024	B24UC510003	\$80,000.00	\$80,000.00	\$80,000.00
Total	Total			\$80,000.00	\$80,000.00	\$80,000.00

Proposed Accomplishments

Public Facilities : 1

Actual Accomplishments

Number assisted:

	Owner		Renter		Total		Person	
	Total	Hispanic	Total	Hispanic	Total	Hispanic	Total	Hispanic
White:	0	0	0	0	0	0	245	0
Black/African American:	0	0	0	0	0	0	431	2
Asian:	0	0	0	0	0	0	3	0
American Indian/Alaskan Native:	0	0	0	0	0	0	5	0
Native Hawaiian/Other Pacific Islander:	0	0	0	0	0	0	2	0
American Indian/Alaskan Native & White:	0	0	0	0	0	0	2	0
Asian White:	0	0	0	0	0	0	0	0
Black/African American & White:	0	0	0	0	0	0	2	0
American Indian/Alaskan Native & Black/African American:	0	0	0	0	0	0	1	0
Other multi-racial:	0	0	0	0	0	0	15	15
Asian/Pacific Islander:	0	0	0	0	0	0	0	0
Hispanic:	0	0	0	0	0	0	0	0
Total:	0	0	0	0	0	0	706	17



U.S. Department of Housing and Urban Development
Office of Community Planning and Development
Integrated Disbursement and Information System
CDBG Activity Summary Report (GPR) for Program Year 2024
HENRICO COUNTY

Date: 05-Nov-2025
Time: 11:04
Page: 42

Female-headed Households: 0 0 0

Income Category:

	Owner	Renter	Total	Person
Extremely Low	0	0	0	698
Low Mod	0	0	0	5
Moderate	0	0	0	2
Non Low Moderate	0	0	0	1
Total	0	0	0	706
Percent Low/Mod				99.9%

Annual Accomplishments

Years	Accomplishment Narrative	# Benefitting
2024	CARITAS completed renovations on a facility that houses 2 programs for unhoused men in the Richmond region - The Healing Place for Men and emergency shelter for men. Between the two programs, a total of 154 beds are available. During the contract period, 706 unique individuals were served with shelter through one of the programs; 52 of whom were from Henrico.	



U.S. Department of Housing and Urban Development
Office of Community Planning and Development
Integrated Disbursement and Information System
CDBG Activity Summary Report (GPR) for Program Year 2024
HENRICO COUNTY

Date: 05-Nov-2025
Time: 11:04
Page: 43

PGM Year:	2024				
Project:	0006 - Commonwealth Catholic Charities Diversion & Prevention				
IDIS Activity:	1533 - CCC Homelessness Prevention & Diversion				
Status:	Open	Objective:	Provide decent affordable housing		
Location:	1601 Rolling Hills Dr Henrico, VA 23229-5011	Outcome:	Affordability		
		Matrix Code:	Housing Information and Referral Services (05X)	National Objective:	LMC

Activity to prevent, prepare for, and respond to Coronavirus: No

Initial Funding Date: 12/04/2024

Description:
Provide funds to Commonwealth Catholic Charities to assist families of Henrico County Public Schools children who are unhoused and living in hotels/motels.

	Fund Type	Grant Year	Grant	Funded Amount	Drawn In Program Year	Drawn Thru Program Year
CDBG	EN	2024	B24UC510003	\$30,000.00	\$28,799.32	\$28,799.32
Total	Total			\$30,000.00	\$28,799.32	\$28,799.32

Proposed Accomplishments

People (General) : 10

Actual Accomplishments

Number assisted:

	Owner		Renter		Total		Person	
	Total	Hispanic	Total	Hispanic	Total	Hispanic	Total	Hispanic
White:	0	0	0	0	0	0		0
Black/African American:	0	0	0	0	0	0	10	6
Asian:	0	0	0	0	0	0	0	0
American Indian/Alaskan Native:	0	0	0	0	0	0	0	0
Native Hawaiian/Other Pacific Islander:	0	0	0	0	0	0	0	0
American Indian/Alaskan Native & White:	0	0	0	0	0	0	0	0
Asian White:	0	0	0	0	0	0	0	0
Black/African American & White:	0	0	0	0	0	0	0	0
American Indian/Alaskan Native & Black/African American:	0	0	0	0	0	0	0	0
Other multi-racial:	0	0	0	0	0	0	0	0
Asian/Pacific Islander:	0	0	0	0	0	0	0	0
Hispanic:	0	0	0	0	0	0	0	0
Total:	0	0	0	0	0	0	10	6



U.S. Department of Housing and Urban Development
Office of Community Planning and Development
Integrated Disbursement and Information System
CDBG Activity Summary Report (GPR) for Program Year 2024
HENRICO COUNTY

Date: 05-Nov-2025
Time: 11:04
Page: 44

Female-headed Households: 0 0 0

Income Category:

	Owner	Renter	Total	Person
Extremely Low	0	0	0	0
Low Mod	0	0	0	5
Moderate	0	0	0	5
Non Low Moderate	0	0	0	0
Total	0	0	0	10
Percent Low/Mod				100.0%

Annual Accomplishments

Years	Accomplishment Narrative	# Benefitting
2024	Commonwealth Catholic Charities provided assistance to 10 households facing homelessness. A total of 3 persons were assisted.	



U.S. Department of Housing and Urban Development
Office of Community Planning and Development
Integrated Disbursement and Information System
CDBG Activity Summary Report (GPR) for Program Year 2024
HENRICO COUNTY

Date: 05-Nov-2025
Time: 11:04
Page: 45

PGM Year:	2024				
Project:	0008 - OAR Rental Assistance				
IDIS Activity:	1534 - OAR Reentry Housing Support				
Status:	Canceled 10/2/2025 1:55:40 PM	Objective:	Provide decent affordable housing		
Location:	3111 W Clay St Richmond, VA 23230-4703	Outcome:	Affordability		
		Matrix Code:	Subsistence Payment (05Q)	National Objective:	LMC

Activity to prevent, prepare for, and respond to Coronavirus: No

Initial Funding Date: 12/04/2024

Description:

Provide funds to OAR to provide rental assistance to persons released from incarceration in Henrico County jails in order to prevent homelessness.

Financing

No data returned for this view. This might be because the applied filter excludes all data.

Proposed Accomplishments

People (General) : 15

Actual Accomplishments

Number assisted:

	Owner		Renter		Total		Person	
	Total	Hispanic	Total	Hispanic	Total	Hispanic	Total	Hispanic
White:	0	0	0	0	0	0		0
Black/African American:	0	0	0	0	0	0	0	0
Asian:	0	0	0	0	0	0	0	0
American Indian/Alaskan Native:	0	0	0	0	0	0	0	0
Native Hawaiian/Other Pacific Islander:	0	0	0	0	0	0	0	0
American Indian/Alaskan Native & White:	0	0	0	0	0	0	0	0
Asian White:	0	0	0	0	0	0	0	0
Black/African American & White:	0	0	0	0	0	0	0	0
American Indian/Alaskan Native & Black/African American:	0	0	0	0	0	0	0	0
Other multi-racial:	0	0	0	0	0	0	0	0



U.S. Department of Housing and Urban Development
Office of Community Planning and Development
Integrated Disbursement and Information System
CDBG Activity Summary Report (GPR) for Program Year 2024
HENRICO COUNTY

Date: 05-Nov-2025
Time: 11:04
Page: 46

Asian/Pacific Islander:	0	0	0	0	0	0	0	0
Hispanic:	0	0	0	0	0	0	0	0
Total:	0	0	0	0	0	0	0	0
Female-headed Households:	0		0		0			

Income Category:

	Owner	Renter	Total	Person
Extremely Low	0	0	0	0
Low Mod	0	0	0	0
Moderate	0	0	0	0
Non Low Moderate	0	0	0	0
Total	0	0	0	0

Percent Low/Mod

Annual Accomplishments

No data returned for this view. This might be because the applied filter excludes all data.



U.S. Department of Housing and Urban Development
Office of Community Planning and Development
Integrated Disbursement and Information System
CDBG Activity Summary Report (GPR) for Program Year 2024
HENRICO COUNTY

Date: 05-Nov-2025
Time: 11:04
Page: 47

Total Funded Amount:	\$3,178,771.06
Total Drawn Thru Program Year:	\$2,567,905.17
Total Drawn In Program Year:	\$1,780,223.91

U.S. Department of Housing and Urban Development
Office of Community Planning and Development
Integrated Disbursement and Information System
Home Matching Liability Report

DATE: 11-03-25
TIME: 13:55
PAGE: 1

HENRICO COUNTY, VA

Fiscal Year	Match Percent	Total Disbursements	Disbursements Requiring Match	Match Liability Amount
-----	-----	-----	-----	-----
1998	25.0 %	\$195,579.72	\$174,250.00	\$43,562.50
1999	25.0 %	\$454,150.96	\$432,387.26	\$108,096.81
2000	25.0 %	\$766,498.55	\$734,301.25	\$183,575.31
2001	25.0 %	\$564,435.07	\$496,999.00	\$124,249.75
2002	25.0 %	\$878,548.68	\$838,571.22	\$209,642.80
2003	25.0 %	\$435,371.93	\$389,294.00	\$97,323.50
2004	0.0 %	\$902,792.69	\$854,291.00	\$0.00
2005	25.0 %	\$985,158.21	\$925,857.37	\$231,464.34
2006	25.0 %	\$563,104.09	\$507,064.24	\$126,766.06
2007	25.0 %	\$906,419.08	\$837,036.30	\$209,259.07
2008	25.0 %	\$1,003,639.75	\$944,248.09	\$236,062.02
2009	25.0 %	\$902,722.09	\$799,277.00	\$199,819.25
2010	25.0 %	\$947,570.26	\$847,097.59	\$211,774.39
2011	25.0 %	\$1,052,178.62	\$966,607.00	\$241,651.75
2012	25.0 %	\$900,467.11	\$813,811.89	\$203,452.97
2013	25.0 %	\$589,330.44	\$528,443.50	\$132,110.87
2014	25.0 %	\$743,134.33	\$682,395.80	\$170,598.95

U.S. Department of Housing and Urban Development
Office of Community Planning and Development
Integrated Disbursement and Information System
Home Matching Liability Report

DATE: 11-03-25
TIME: 13:55
PAGE: 2

2015	25.0%	\$618,325.14	\$559,832.50	\$139,958.12
2016	25.0%	\$597,166.39	\$545,599.82	\$136,399.95
2017	25.0%	\$686,995.69	\$626,550.30	\$156,637.57
2018	25.0%	\$828,772.38	\$754,660.39	\$188,665.09
2019	25.0%	\$871,901.71	\$796,307.00	\$199,076.75
2020	25.0%	\$684,938.20	\$604,487.92	\$151,121.98
2021	25.0%	\$664,297.23	\$610,727.00	\$152,681.75
2022	25.0%	\$465,050.62	\$406,338.74	\$101,584.68
2023	25.0%	\$623,688.89	\$556,478.30	\$139,119.57
2024	25.0%	\$1,309,535.47	\$1,211,882.71	\$302,970.67

U.S. DEPARTMENT OF HOUSING AND URBAN
DEVELOPMENT
OFFICE OF COMMUNITY PLANNING AND DEVELOPMENT
PR06 - Summary of Consolidated Plan Projects for Report
Year

DATE: 11/3/2025
TIME: 2:01:21 PM
PAGE: 1/1

IDIS

Plan IDIS Year Project	Project Title and Description		Program	Project Estimate	Committed Amount	Amount Drawn Thru Report Year	Amount Available to Draw	Amount Drawn in Report Year
2024 1	CDBG Administration	Provides funds for administration of the CDBG Program	CDBG	\$322,000.00	\$361,090.84	\$241,787.35	\$119,303.49	\$241,787.35
2	HOME Program Administration	Provide funds for the administration of the HOME Program.	HOME	\$80,000.00	\$80,000.00	\$72,680.75	\$7,319.25	\$72,680.75
3	Commercial Assistance Program	Provide funds for a Commercial Assistance Program which administers the County's Enterprise Zone and provides technical assistance to small businesses.	CDBG	\$200,000.00	\$200,000.00	\$137,749.43	\$62,250.57	\$137,749.43
4	CONNECT Program	Provide funds towards the CONNECT Program, which is a program of Henrico Area Mental Health and Developmental Services to provide drug and alcohol prevention, after-school tutoring, and other programs for youth living in subsidized or low-income housing communities.	CDBG	\$184,000.00	\$184,000.00	\$183,999.99	\$0.01	\$183,999.99
5	CARITAS - Dinwiddie Shelter	Provide funds to CARITAS towards rehabilitation of the Dinwiddie Shelter which provides emergency shelter and services to unhoused men.	CDBG	\$80,000.00	\$80,000.00	\$80,000.00	\$0.00	\$80,000.00
6	Commonwealth Catholic Charities Diversion & Prevention	Provide funds for a program to prevent individuals and households from becoming unhoused.	CDBG	\$30,000.00	\$30,000.00	\$28,799.32	\$1,200.68	\$28,799.32
7	HOME Inc Down Payment Assistance Program	Provide funds to Housing Opportunities Made Equal, Inc for a program of down payment and closing cost assistance for low-income, first-time homebuyers.	CDBG	\$11,839.99	\$11,839.99	\$8,839.99	\$3,000.00	\$8,839.99
8	OAR Rental Assistance	Provide funds for a program of rental assistance to individuals being released from Henrico County jails who are at risk of becoming unhoused.	HOME	\$183,499.84	\$110,727.01	\$99,727.01	\$11,000.00	\$99,727.01
9	project:HOMES Critical Home Repair	Provide funds for a program of rental assistance to individuals being released from Henrico County jails who are at risk of becoming unhoused.	CDBG	\$15,000.00	\$0.00	\$0.00	\$0.00	\$0.00
10	project:HOMES Moderate Rehabilitation Program	Provide funds to project:HOMES for a program of critical home repairs for Henrico homeowners.	CDBG	\$726,627.00	\$726,627.00	\$630,713.98	\$95,913.02	\$630,713.98
11	RMHFH Critical Home Repair	Provides funding for a program of moderate rehabilitation to homes owned by elderly or disabled, income-qualified homeowners in Henrico. Full allocation amount to this Project is \$430,141.00.	CDBG	\$45,966.32	\$97,500.00	\$97,500.00	\$0.00	\$97,500.00
12	SCDHC Down Payment Assistance Program	Provides funds to Richmond Metropolitan Habitat for Humanity to operate a program of critical roof repairs to LMI Henrico homeowners.	HOME	\$430,140.59	\$480,994.76	\$426,957.26	\$54,037.50	\$426,957.26
13	CHDO Activities	Provides funds to Southside Community Development and Housing Corporation for a program of down payment and closing cost assistance to low-income, first-time homebuyers.	CDBG	\$120,000.00	\$124,492.62	\$67,527.00	\$56,965.62	\$67,527.00
14	PY 24-25 ESG Activities	Provides funds towards the creation of new affordable housing units through either new construction or rehab for sale.	HOME	\$100,000.00	\$101,415.00	\$101,415.00	\$0.00	\$101,415.00
		Provides funds for activities of street outreach, emergency shelter, and rapid re-housing.	HESG	\$121,000.00	\$0.00	\$0.00	\$0.00	\$0.00
				\$145,231.00	\$145,231.00	\$116,674.37	\$28,556.63	\$116,674.37



U.S. Department of Housing and Urban Development
Office of Community Planning and Development
Integrated Disbursement and Information System
HOME Summary of Accomplishments

DATE: 11-03-25
TIME: 14:07
PAGE: 1

Program Year: 2024
Start Date 01-Oct-2024 - End Date 30-Sep-2025
HENRICO COUNTY
Home Disbursements and Unit Completions

Activity Type	Disbursed Amount	Units Completed	Units Occupied
First Time Homebuyers	\$311,333.00	12	12
Existing Homeowners	\$680,832.76	17	17
Total, Homebuyers and Homeowners	\$992,165.76	29	29
Grand Total	\$992,165.76	29	29

Home Unit Completions by Percent of Area Median Income

Activity Type						Units Completed
	0% - 30%	31% - 50%	51% - 60%	61% - 80%	Total 0% - 60%	Total 0% - 80%
First Time Homebuyers	0	2	4	6	6	12
Existing Homeowners	8	4	0	5	12	17
Total, Homebuyers and Homeowners	8	6	4	11	18	29
Grand Total	8	6	4	11	18	29



U.S. Department of Housing and Urban Development
Office of Community Planning and Development
Integrated Disbursement and Information System
HOME Summary of Accomplishments

DATE: 11-03-25
TIME: 14:07
PAGE: 2

Program Year: 2024
Start Date 01-Oct-2024 - End Date 30-Sep-2025
HENRICO COUNTY

Home Unit Reported As Vacant

Activity Type	Reported as Vacant
First Time Homebuyers	0
Existing Homeowners	0
Total, Homebuyers and Homeowners	0
Grand Total	0



U.S. Department of Housing and Urban Development
Office of Community Planning and Development
Integrated Disbursement and Information System
HOME Summary of Accomplishments

DATE: 11-03-25
TIME: 14:07
PAGE: 3

Program Year: 2024

Start Date 01-Oct-2024 - End Date 30-Sep-2025

HENRICO COUNTY

Home Unit Completions by Racial / Ethnic Category

	First Time Homebuyers		Existing Homeowners	
	Units Completed	Units Completed - Hispanics	Units Completed	Units Completed - Hispanics
White	0	0	4	0
Black/African American	11	0	13	0
Asian	1	0	0	0
Total	12	0	17	0

	Total, Homebuyers and Homeowners		Grand Total	
	Units Completed	Units Completed - Hispanics	Units Completed	Units Completed - Hispanics
White	4	0	4	0
Black/African American	24	0	24	0
Asian	1	0	1	0
Total	29	0	29	0



U.S. Department of Housing and Urban Development
Office of Community Planning and Development
Integrated Disbursement and Information System
CDBG Summary of Accomplishments
Program Year: 2024

DATE: 11-03-25
TIME: 14:05
PAGE: 1

HENRICO COUNTY

Count of CDBG Activities with Disbursements by Activity Group & Matrix Code

Activity Group	Activity Category	Open Count	Open Activities Disbursed	Completed Count	Completed Activities Disbursed	Program Year Count	Total Activities Disbursed
Economic Development	Rehab; Publicly or Privately-Owned Commercial/Industrial (14E)	1	\$8,500.00	0	\$0.00	1	\$8,500.00
	ED Direct Financial Assistance to For-Profits (18A)	1	\$4,267.50	0	\$0.00	1	\$4,267.50
	ED Technical Assistance (18B)	2	\$142,249.43	1	\$943.01	3	\$143,192.44
	Total Economic Development	4	\$155,016.93	1	\$943.01	5	\$155,959.94
Housing	Housing Counseling, under 24 CFR 5.100, for Homeownership Assistance (13B) (13A)	0	\$0.00	1	\$0.00	1	\$0.00
	Rehab; Single-Unit Residential (14A)	2	\$698,240.98	3	\$97,500.00	5	\$795,740.98
	Housing Counseling, under 24 CFR 5.100, Supporting HOME Program Assistance Housing Activities (14K)	0	\$0.00	1	\$0.00	1	\$0.00
	Total Housing	2	\$698,240.98	5	\$97,500.00	7	\$795,740.98
Public Facilities and Improvements	Homeless Facilities (not operating costs) (03C)	1	\$80,000.00	0	\$0.00	1	\$80,000.00
	Total Public Facilities and Improvements	1	\$80,000.00	0	\$0.00	1	\$80,000.00
Public Services	Youth Services (05D)	1	\$183,999.99	0	\$0.00	1	\$183,999.99
	Subsistence Payment (05Q)	0	\$0.00	1	\$52,440.98	1	\$52,440.98
	Housing Information and Referral Services (05X)	1	\$28,799.32	0	\$0.00	1	\$28,799.32
	Housing Counseling, under 24 CFR 5.100 Supporting Homebuyer Downpayment Assistance (05R) (05Y)	1	\$8,839.99	0	\$0.00	1	\$8,839.99
	Total Public Services	3	\$221,639.30	1	\$52,440.98	4	\$274,080.28
General Administration and Planning	General Program Administration (21A)	1	\$241,787.35	1	\$943.03	2	\$242,730.38
	Total General Administration and Planning	1	\$241,787.35	1	\$943.03	2	\$242,730.38
Grand Total		11	\$1,396,684.56	8	\$151,827.02	19	\$1,548,511.58



U.S. Department of Housing and Urban Development
Office of Community Planning and Development
Integrated Disbursement and Information System
CDBG Summary of Accomplishments
Program Year: 2024

DATE: 11-03-25
TIME: 14:05
PAGE: 2

HENRICO COUNTY

CDBG Sum of Actual Accomplishments by Activity Group and Accomplishment Type

Activity Group	Matrix Code	Accomplishment Type	Open Count	Completed Count	Program Year Totals
Economic Development	Rehab; Publicly or Privately-Owned Commercial/Industrial (14E)	Jobs	49	0	49
	ED Direct Financial Assistance to For-Profits (18A)	Jobs	0	0	0
	ED Technical Assistance (18B)	Jobs	88	6	94
	Total Economic Development		137	6	143
Housing	Housing Counseling, under 24 CFR 5.100, for Homeownership Assistance (13B) (13A)	Households	0	15	15
	Rehab; Single-Unit Residential (14A)	Housing Units	60	16	76
	Housing Counseling, under 24 CFR 5.100, Supporting HOME Program Assistance Housing Activities (14K)	Housing Units	0	12	12
	Total Housing		60	43	103
Public Facilities and Improvements	Homeless Facilities (not operating costs) (03C)	Public Facilities	706	0	706
	Total Public Facilities and Improvements		706	0	706
Public Services	Youth Services (05D)	Persons	109	0	109
	Subsistence Payment (05Q)	Persons	0	178	178
	Housing Information and Referral Services (05X)	Persons	10	0	10
	Housing Counseling, under 24 CFR 5.100 Supporting Homebuyer Downpayment Assistance (05R) (05Y)	Households	5	0	5
	Total Public Services		124	178	302
Grand Total			1,027	227	1,254



U.S. Department of Housing and Urban Development
Office of Community Planning and Development
Integrated Disbursement and Information System
CDBG Summary of Accomplishments
Program Year: 2024

DATE: 11-03-25
TIME: 14:05
PAGE: 3

HENRICO COUNTY

CDBG Beneficiaries by Racial / Ethnic Category

Housing-Non Housing	Race	Total Persons	Total Hispanic Persons	Total Households	Total Hispanic Households
Housing	White	0	0	20	1
	Black/African American	0	0	72	0
	American Indian/Alaskan Native & White	0	0	1	0
	Other multi-racial	0	0	3	0
	Total Housing	0	0	96	1
Non Housing	White	321	0	0	0
	Black/African American	643	8	5	0
	Asian	3	0	0	0
	American Indian/Alaskan Native	5	0	0	0
	Native Hawaiian/Other Pacific Islander	2	0	0	0
	American Indian/Alaskan Native & White	2	0	0	0
	Black/African American & White	6	0	0	0
	Amer. Indian/Alaskan Native & Black/African Amer.	1	0	0	0
	Other multi-racial	163	15	0	0
	Total Non Housing	1,146	23	5	0
Grand Total	White	321	0	20	1
	Black/African American	643	8	77	0
	Asian	3	0	0	0
	American Indian/Alaskan Native	5	0	0	0
	Native Hawaiian/Other Pacific Islander	2	0	0	0
	American Indian/Alaskan Native & White	2	0	1	0
	Black/African American & White	6	0	0	0
	Amer. Indian/Alaskan Native & Black/African Amer.	1	0	0	0
	Other multi-racial	163	15	3	0
Total Grand Total		1,146	23	101	1



U.S. Department of Housing and Urban Development
Office of Community Planning and Development
Integrated Disbursement and Information System
CDBG Summary of Accomplishments
Program Year: 2024

DATE: 11-03-25
TIME: 14:05
PAGE: 4

HENRICO COUNTY

CDBG Beneficiaries by Income Category [\(Click here to view activities\)](#)

Income Levels		Owner	Occupied	Renter	Occupied	Persons
Housing	Extremely Low ($\leq 30\%$)		15		0	0
	Low ($>30\%$ and $\leq 50\%$)		35		0	0
	Mod ($>50\%$ and $\leq 80\%$)		25		0	0
	Total Low-Mod		75		0	0
	Non Low-Mod ($>80\%$)		0		0	0
	Total Beneficiaries		75		0	0
Non Housing	Extremely Low ($\leq 30\%$)		0		0	794
	Low ($>30\%$ and $\leq 50\%$)		5		0	23
	Mod ($>50\%$ and $\leq 80\%$)		0		0	43
	Total Low-Mod		5		0	860
	Non Low-Mod ($>80\%$)		0		0	1
	Total Beneficiaries		5		0	861



U.S. Department of Housing and Urban Development
Office of Community Planning and Development
Integrated Disbursement and Information System
PR91 - ESG Financial Summary

DATE: 11-03-25
TIME: 13:47
PAGE: 46

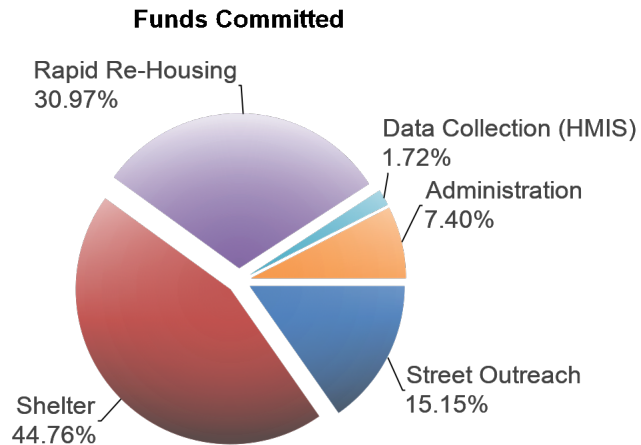
HENRICO COUNTY, VA
2024

ESG Program Level Summary

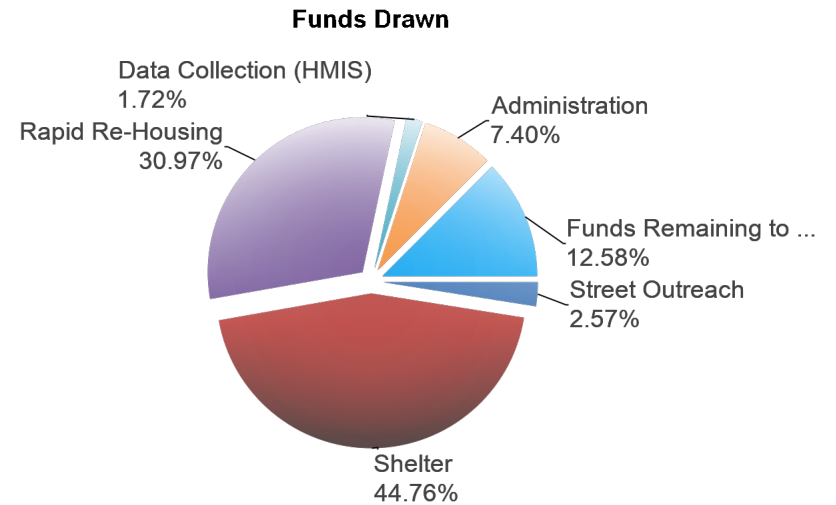
Grant Number	Total Grant Amount	Total Funds Committed	Total Funds Available to Commit	% of Grant Funds Not Committed	Grant Funds Drawn	% of Grant Funds Drawn	Available to Draw	% Remaining to Draw
E24UC510003	\$145,231.00	\$145,231.00	\$0.00	0.00%	\$126,964.93	87.42%	\$18,266.07	12.58%

ESG Program Components

Activity Type	Total Committed to Activities	% of Grant Committed	Drawn Amount	% of Grant Drawn
Street Outreach	\$22,000.00	15.15%	\$3,733.93	2.57%
Shelter	\$65,000.00	44.76%	\$65,000.00	44.76%
Homeless Prevention	\$0.00	0.00%	\$0.00	0.00%
Rapid Re-Housing	\$44,981.00	30.97%	\$44,981.00	30.97%
Data Collection (HMIS)	\$2,500.00	1.72%	\$2,500.00	1.72%
Administration	\$10,750.00	7.40%	\$10,750.00	7.40%
Funds Not Committed	\$0.00	0.00%	\$0.00	0.00%
Funds Remaining to Draw	\$0.00	0.00%	\$18,266.07	12.58%
Total	\$145,231.00	100.00%	\$145,231.00	100.00%



Street Outreach Shelter Homeless Prevention Rapid Re-Housing
Data Collection (HMIS) Administration Funds Not Committed Funds Remaining to Draw



Street Outreach Shelter Homeless Prevention Rapid Re-Housing
Data Collection (HMIS) Administration Funds Not Committed Funds Remaining to Draw



U.S. Department of Housing and Urban Development
Office of Community Planning and Development
Integrated Disbursement and Information System
PR91 - ESG Financial Summary

DATE: 11-03-25
TIME: 13:47
PAGE: 47

HENRICO COUNTY, VA
2024

24-Month Grant Expenditure Deadline

All of the recipient's grant must be expended for eligible activity costs within 24 months after the date HUD signs the grant agreement with the recipient. Expenditure means either an actual cash disbursement for a direct charge for a good or service or an indirect cost or the accrual of a direct charge for a good or service or an indirect cost. This report uses draws in IDIS to measure expenditures. HUD allocated Fiscal Year 2011 ESG funds in two allocations. For FY2011, this Obligation Date is the date of the first allocation. This report does not list the Obligation Date, does not calculate the Expenditure Deadline, and does not track the Days Remaining for the FY 2011 second allocation.

Grant Amount: \$145,231.00

Grant Number	Draws to Date	HUD Obligation Date	Expenditure Deadline	Days Remaining to Meet Requirement Date	Expenditures Required
E24UC510003	\$126,964.93	10/25/2024	10/25/2026	358	\$18,266.07

60% Cap on Emergency Shelter and Street Outreach

The cap refers to the total amount of the recipient's fiscal year grant, allowed for emergency shelter and street outreach activities, is capped at 60 percent. This amount cannot exceed the greater of: (1) 60% of the overall grant for the year; or, (2) the amount of Fiscal Year 2010 ESG funds committed for homeless assistance activities. (Note: the HESG-CV grants are currently exempt from the 60% funding cap restrictions.)

Amount Committed to Shelter	Amount Committed to Street Outreach	Total Amount Committed to Shelter and Street Outreach	% Committed to Shelter and Street Outreach	2010 Funds Committed to Homeless Assistance Activities	Total Drawn for Shelter and Street Outreach	% Drawn for Shelter and Street Outreach
\$65,000.00	\$22,000.00	\$87,000.00	59.90%		\$68,733.93	47.33%



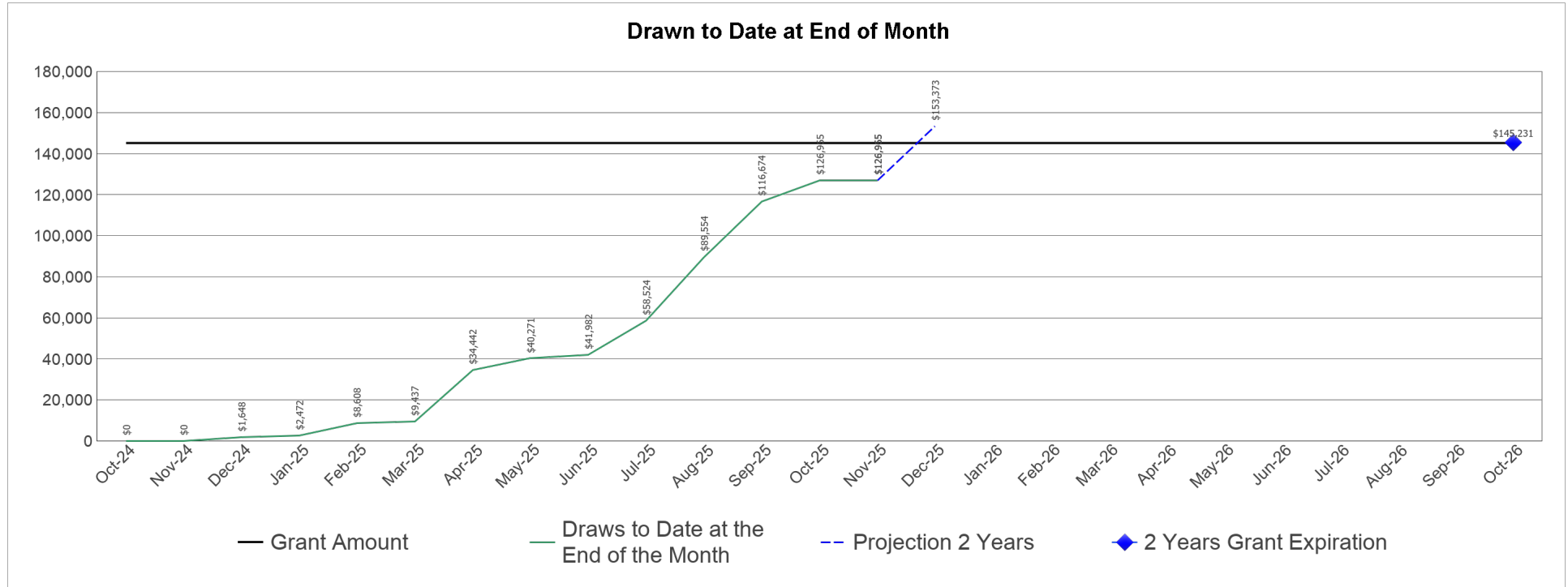
U.S. Department of Housing and Urban Development
Office of Community Planning and Development
Integrated Disbursement and Information System
PR91 - ESG Financial Summary

DATE: 11-03-25
TIME: 13:47
PAGE: 48

HENRICO COUNTY, VA
2024

ESG Draws By Month (at the total grant level):

Grant Amount: 145,231.00



ESG Draws By Quarter (at the total grant level):

Quarter End Date	Draws for the Quarter	Draws to Date at the End of the Quarter	% Drawn for the Quarter	% Drawn to Date at End of Quarter
12/31/2024	\$1,647.75	\$1,647.75	1.13%	1.13%
03/31/2025	\$7,789.48	\$9,437.23	5.36%	6.50%
06/30/2025	\$32,544.56	\$41,981.79	22.41%	28.91%
09/30/2025	\$74,692.58	\$116,674.37	51.43%	80.34%
12/31/2025	\$10,290.56	\$126,964.93	7.09%	87.42%



U.S. Department of Housing and Urban Development
Office of Community Planning and Development
Integrated Disbursement and Information System
PR91 - ESG Financial Summary

DATE: 11-03-25
TIME: 13:47
PAGE: 49

HENRICO COUNTY, VA
2024

ESG Subrecipient Commitments and Draws by Activity Category :

Subecipient	Activity Type	Committed	Drawn
HENRICO COUNTY	Street Outreach	\$22,000.00	\$3,733.93
	Administration	\$10,750.00	\$10,750.00
	Total	\$32,750.00	\$14,483.93
	Total Remaining to be Drawn	\$0.00	\$18,266.07
	Percentage Remaining to be Drawn	\$0.00	55.77%
Homeward	Data Collection (HMIS)	\$2,500.00	\$2,500.00
	Total	\$2,500.00	\$2,500.00
	Total Remaining to be Drawn	\$0.00	\$0.00
	Percentage Remaining to be Drawn	\$0.00	0.00%
CARITAS	Shelter	\$20,000.00	\$20,000.00
	Total	\$20,000.00	\$20,000.00
	Total Remaining to be Drawn	\$0.00	\$0.00
	Percentage Remaining to be Drawn	\$0.00	0.00%
St. Joseph's Villa	Rapid Re-Housing	\$44,981.00	\$44,981.00
	Total	\$44,981.00	\$44,981.00
	Total Remaining to be Drawn	\$0.00	\$0.00
	Percentage Remaining to be Drawn	\$0.00	0.00%
Housing Families First	Shelter	\$45,000.00	\$45,000.00
	Total	\$45,000.00	\$45,000.00
	Total Remaining to be Drawn	\$0.00	\$0.00
	Percentage Remaining to be Drawn	\$0.00	0.00%



U.S. Department of Housing and Urban Development
Office of Community Planning and Development
Integrated Disbursement and Information System
PR91 - ESG Financial Summary

DATE: 11-03-25
TIME: 13:47
PAGE: 50

HENRICO COUNTY, VA
2024

ESG Subrecipients by Activity Category

Activity Type	Subrecipient
Street Outreach	HENRICO COUNTY
Shelter	CARITAS
	Housing Families First
Rapid Re-Housing	St. Joseph's Villa
Data Collection (HMIS)	Homeward
Administration	HENRICO COUNTY

SAGE Emergency Solutions Grant Data is pending further review.

**REQUEST FOR PUBLIC REVIEW AND COMMENT FOR THE 2024-2025
CONSOLIDATED ANNUAL PERFORMANCE AND EVALUATION REPORT**

The draft of the County of Henrico 2024-2025 Consolidated Annual Performance and Evaluation Report (CAPER) covering the use of Community Development Block Grant (CDBG), HOME Investment Partnerships Program (HOME), and Emergency Solutions Grant (ESG) funds will be available for public comment starting November 24, 2025.

The CAPER will be available for review online at <https://henrico.gov/revit> and a copy will also be available at the offices of the County of Henrico Department of Community Revitalization, located at 4905 Dickens Rd., Suite 200, during normal business hours. The Department of Community Revitalization will receive comments on the draft CAPER through 4:30 PM on December 10, 2025. Comments may be submitted by phone at (804) 501-7617, by email at revitalization@henrico.gov, or comments can be sent by mail to the Dept. of Community Revitalization, P.O. Box 90775, Henrico, VA 23273-0775.