



**2024 HENRICO POLICE CRIME STATISTICS**  
**Part I Crimes & Criminal Offenses**  
UNIFORM CRIME REPORT (UCR) METHOD

**ERIC D. ENGLISH, CHIEF OF POLICE**  
Published April 7, 2025



## 2024 HENRICO POLICE CRIME STATISTICS

### PART I CRIMES & CRIMINAL OFFENSES

Henrico County Police Division strives each year to keep the public informed about what is occurring countywide. Data continues to be a major component of transparency to the public as well as a divisional tool to address and combat problems occurring in Henrico.

On behalf of Chief Eric English and the Henrico County Police Division we would like for you to examine the following reports on our website under Public Data: [2024 Part I Crimes & Criminal Offenses](#), [2024 Countywide Crime & Demographic Data](#), [2024 Application of Force Report](#), [2024 Vehicular Pursuits Report](#), and the [2024 Internal Affairs Report](#).

These documents will hopefully provide some insight into the daily activity occurring in Henrico County.

## About Crime Data

Henrico Police utilizes the FBI's [Uniform Crime Report](#) (UCR) reporting methodology, commonly referred to as Part I Offenses. It does not contain information about all known criminal offenses that have occurred in Henrico County. Part I Offenses include violent offenses (murder, rape, robbery, aggravated assault) and non-violent offenses (burglary, larceny, motor vehicle theft and arson). The Division of Fire has investigative authority over arson.



# Total Part I Crime

**In 2024, Henrico experienced a 6% decrease across the total number of Part I Offenses from 2023, and a 6% decrease from the county's five-year average.**

The decrease in county-wide Part I crime in 2024 is attributed primarily to the decrease in robberies (-21%), auto theft (-30%) and assaults (-20%) when compared to 2023. However, compared to the five-year average, there was an increase in arson (23%), homicides (10%) and rape (9%).

In 2024, there was an 18% decrease in violent Part I offenses compared to 2023 driven by the decrease in aggravated assaults and robberies.

There are natural crime fluctuations year-to-year; while identifying significant spikes in crime over a short period is important, it is equally important to identify crime trends over long periods of time. Notable anomalies could be attributed to the COVID-19 impact on criminal activity that occurred 2020-2021.

**Nevertheless, the reduction of crime and safety of the public remains the top priority of the Henrico County Police Division.**

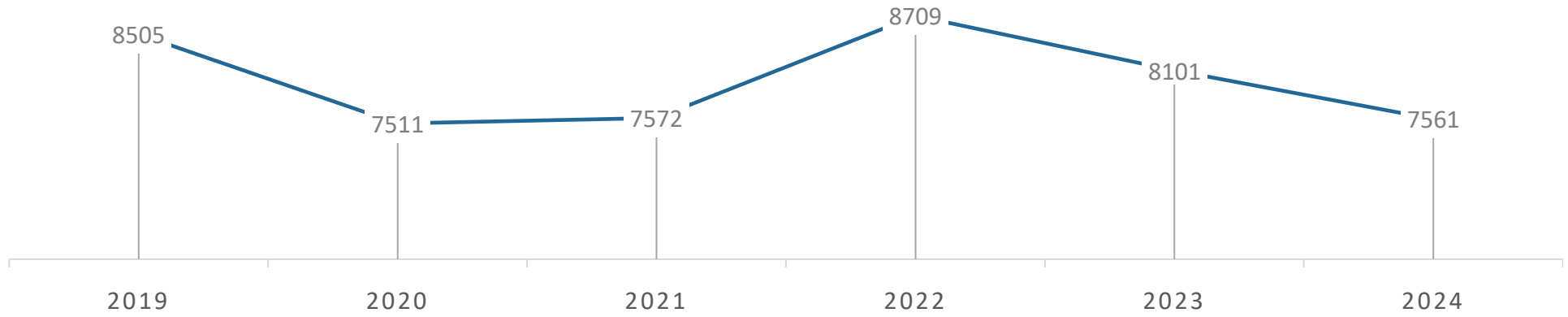


## 2024 HENRICO POLICE CRIME STATISTICS

### TOTAL PART I CRIMES

#### TOTAL PART I CRIME TREND, 2019-2024

UNIFORM CRIME REPORT (UCR) METHOD



#### PART I CRIMES (2019-2024) AND FIVE-YEAR AVERAGE

UNIFORM CRIME REPORT (UCR) METHOD

OFFENSE	2019	2020	2021	2022	2023	5YR AVG	2024	% CHANGE 5YR AVG
HOMICIDE	7	15	25	30	24	20	22	10%
RAPE	26	18	21	25	19	22	24	9%
ROBBERY	118	114	135	117	108	118	85	-28%
ASSAULT*	180	211	218	223	254	217	202	-7%
BURGLARY	484	324	290	408	356	372	300	-19%
LARCENY	7,177	6,304	6,381	7,324	6,589	6,755	6,391	-5%
AUTO THEFT	496	497	461	552	710	543	499	-8%
ARSON**	17	28	41	30	41	31	38	23%
TOTAL	8,505	7,511	7,572	8,709	8,101	8,080	7,561	-6%

\* - Assault figures are Aggravated Assaults \*\* - The Henrico Division of Fire is the investigating authority.

Source: Henrico Police Records Unit; Henrico Police Criminal Intelligence Unit Analysis | Annual data reports are run annually on January 15.



HENRICO.GOV/POLICE



# Violent Crime

**In 2024, Part I Violent Offenses in Henrico decreased 18% from 2023. When compared to the 5-year average, total Part I Violent Offenses are down 12%.**

- Homicides decreased in 2024, with an 8% decrease from 2023, and a 10% decrease from the 5-year average. There were five domestic-related homicides resulting in five domestically-related victims.
- After a slight increase in rapes in 2021 and 2022, there was an increase of 5 rapes (26%) in 2024, and a 9% increase in the 5-year average.
- Robbery saw a 21% decrease in 2024, and a 28% decrease compared to the 5-year average.
- Aggravated assaults had a 20% decrease in 2024, with a 7% decrease from the 5-year average.

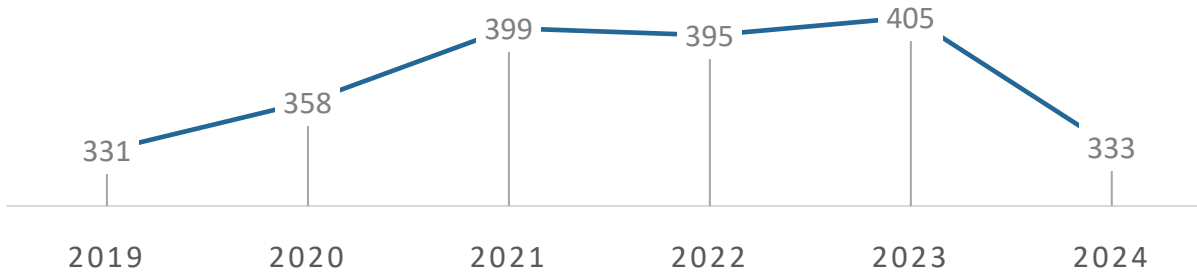


## 2024 HENRICO POLICE CRIME STATISTICS

### PART I VIOLENT CRIMES

#### PART I VIOLENT CRIME TREND, 2019-2024

UNIFORM CRIME REPORT (UCR) METHOD



#### PART I VIOLENT CRIMES (2019-2024) AND FIVE-YEAR AVERAGE

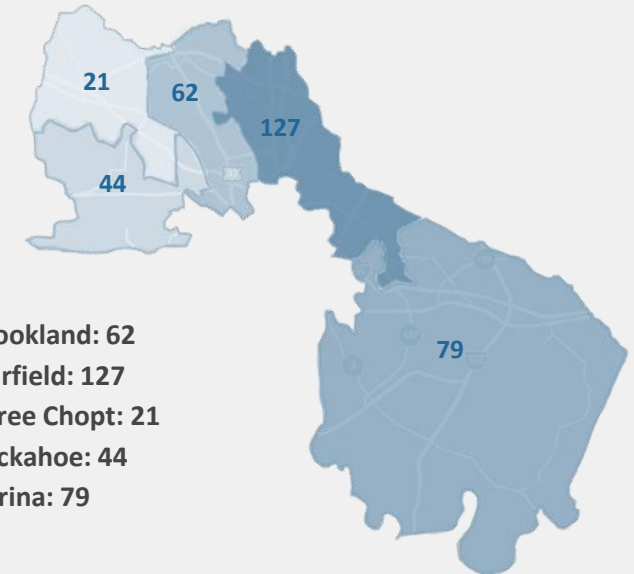
UNIFORM CRIME REPORT (UCR) METHOD

OFFENSE	2019	2020	2021	2022	2023	5YR AVG	2024	% CHANGE 5YR AVG
HOMICIDE	7	15	25	30	24	20	22	10%
RAPE	26	18	21	25	19	22	24	9%
ROBBERY	118	114	135	117	108	118	85	-28%
ASSAULT*	180	211	218	223	254	217	202	-7%
<b>TOTAL</b>	<b>331</b>	<b>358</b>	<b>399</b>	<b>395</b>	<b>405</b>	<b>378</b>	<b>333</b>	<b>-12%</b>

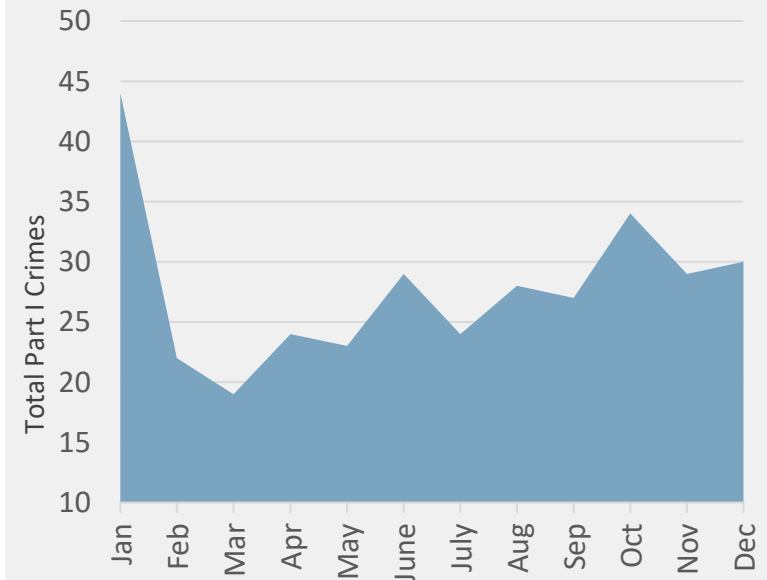
\* - Assault figures are Aggravated Assaults.

Source: Henrico Police Records Unit; Henrico Police Criminal Intelligence Unit Analysis | Annual data reports are run annually on January 15.

#### 2024 PART I VIOLENT CRIME BY DISTRICT



#### 2024 PART I VIOLENT CRIME BY MONTH

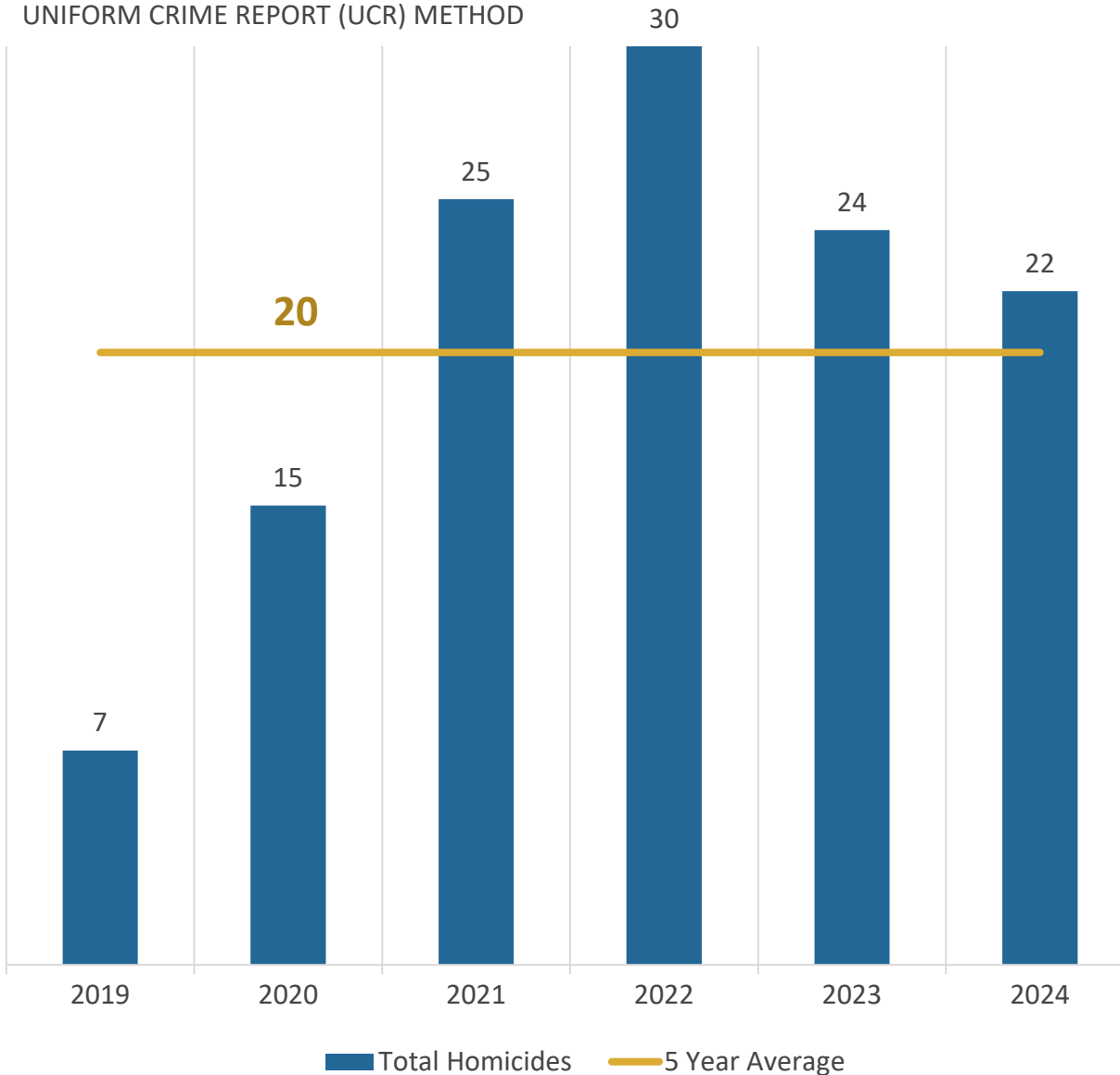


HENRICO.GOV/POLICE



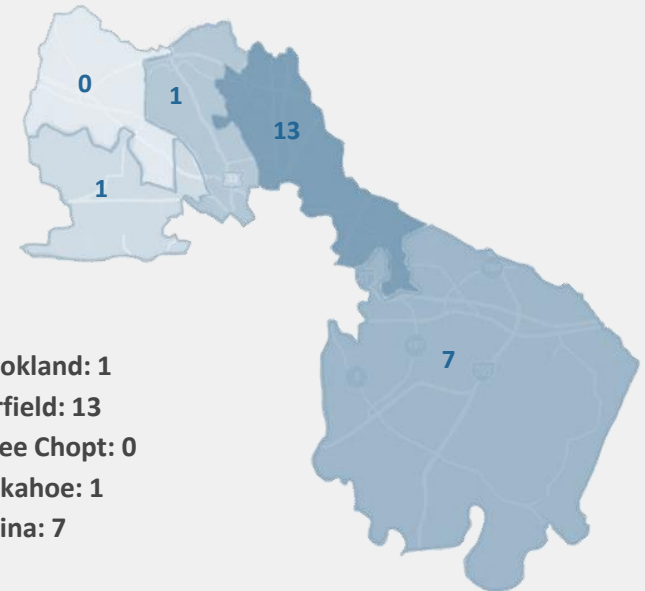
# HOMICIDE

TOTAL HOMICIDES PER CALENDAR YEAR (2019-2024)  
AND FIVE-YEAR AVERAGE COMPARISON  
UNIFORM CRIME REPORT (UCR) METHOD

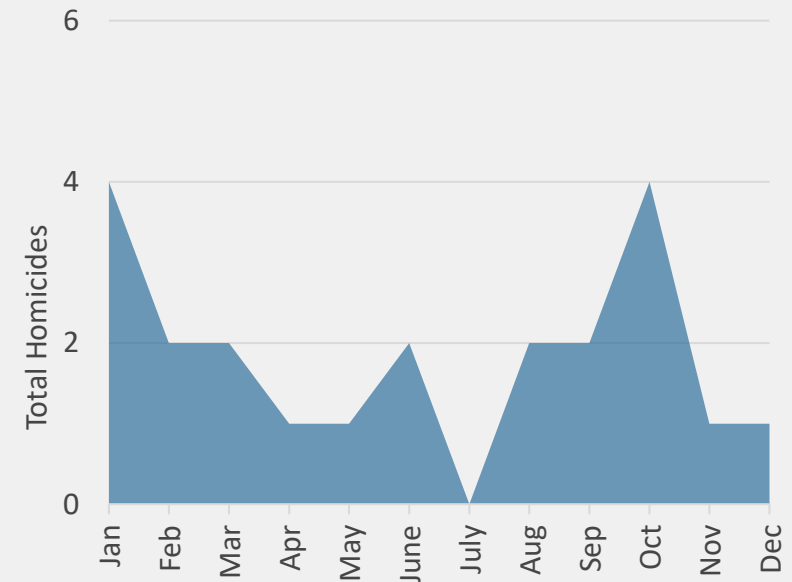


Source: Henrico Police Records Unit; Henrico Police Criminal Intelligence Unit Analysis | Annual data reports are run annually on January 15.

## 2024 HOMICIDES BY DISTRICT



## 2024 HOMICIDES BY MONTH

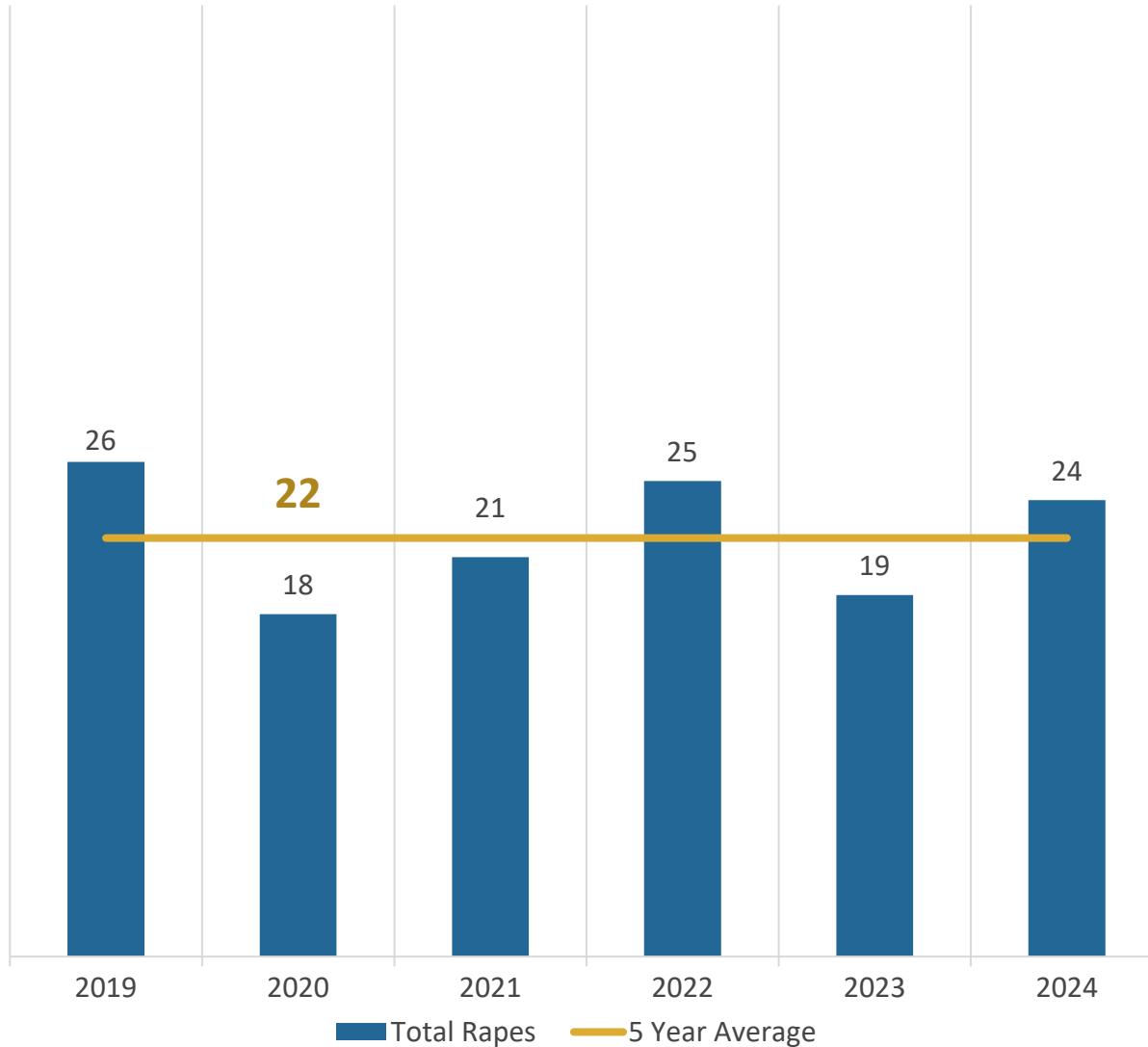




## 2024 HENRICO POLICE CRIME STATISTICS

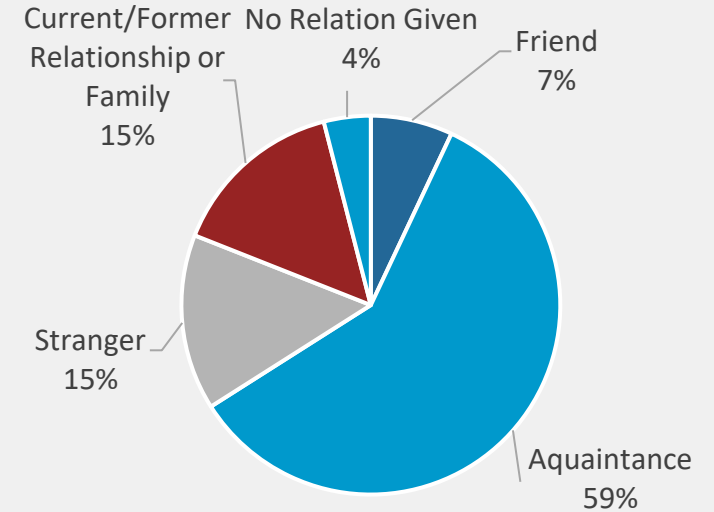
# RAPE

**TOTAL RAPES PER CALENDAR YEAR (2019-2024)  
AND FIVE-YEAR AVERAGE COMPARISON  
UNIFORM CRIME REPORT (UCR) METHOD**

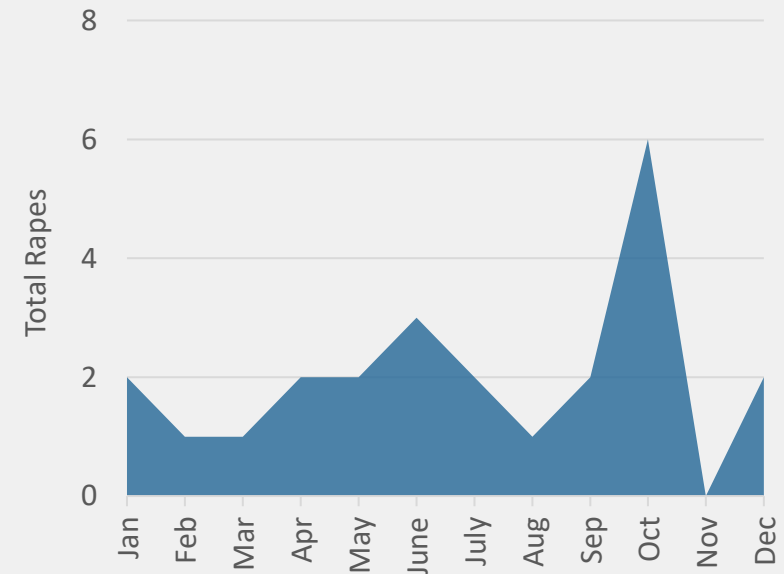


Source: Henrico Police Records Unit; Henrico Police Criminal Intelligence Unit Analysis | Annual data reports are run annually on January 15.

## 2024 RAPES VICTIM/OFFENDER RELATIONSHIPS



## 2024 RAPES BY MONTH



[HENRICO.GOV/POLICE](https://henrico.gov/police)

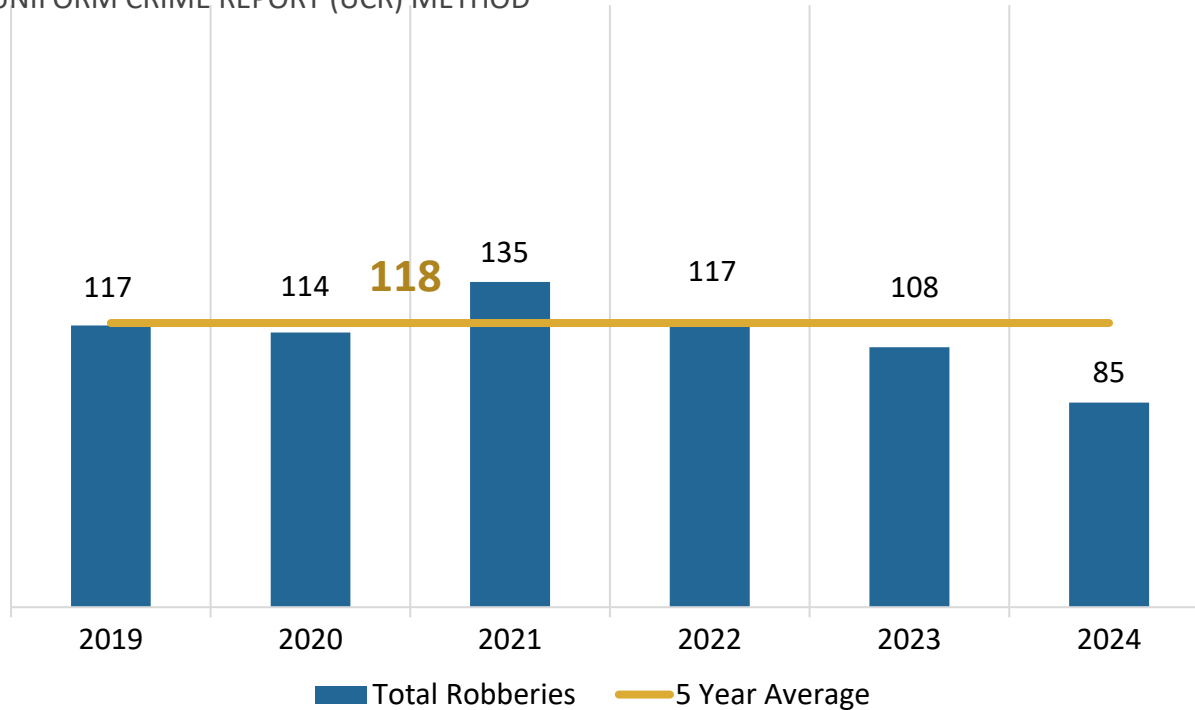




## 2024 HENRICO POLICE CRIME STATISTICS

### ROBBERY

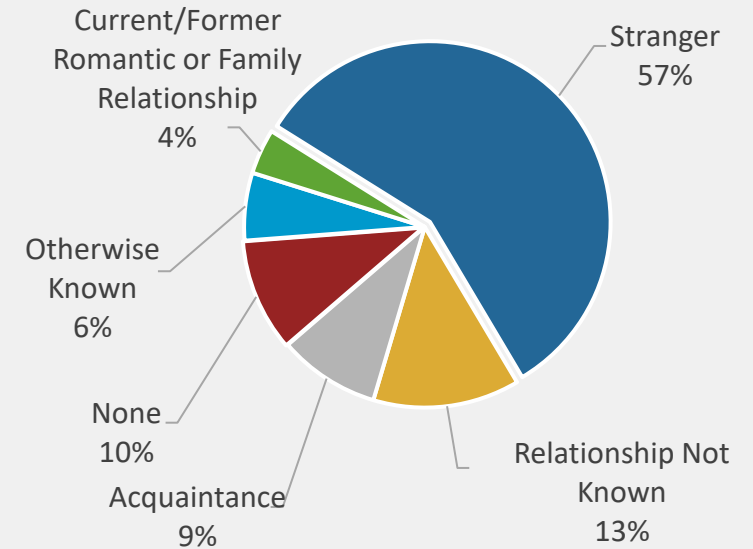
**TOTAL ROBBERIES PER CALENDAR YEAR (2019-2024)  
AND FIVE-YEAR AVERAGE COMPARISON**  
UNIFORM CRIME REPORT (UCR) METHOD



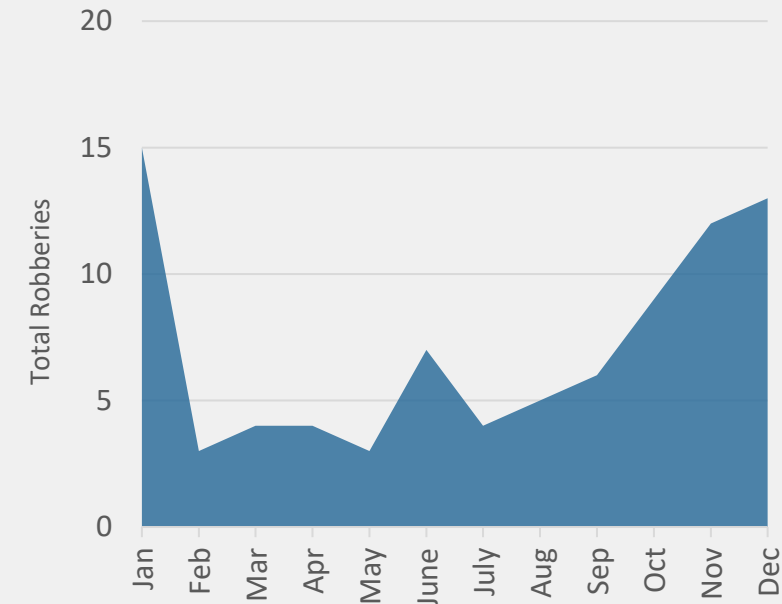
**ROBBERIES BY VICTIM PER CALENDAR YEAR, 2019-2024**

ROBBERY VICTIM	2019	2020	2021	2022	2023	2024
PERSON	88	83	86	78	66	71
COMMERCIAL	28	31	46	36	44	14
BANK	1	0	3	3	1	0

### 2024 ROBBERIES VICTIM/OFFENDER RELATIONSHIP



### 2024 ROBBERIES BY MONTH



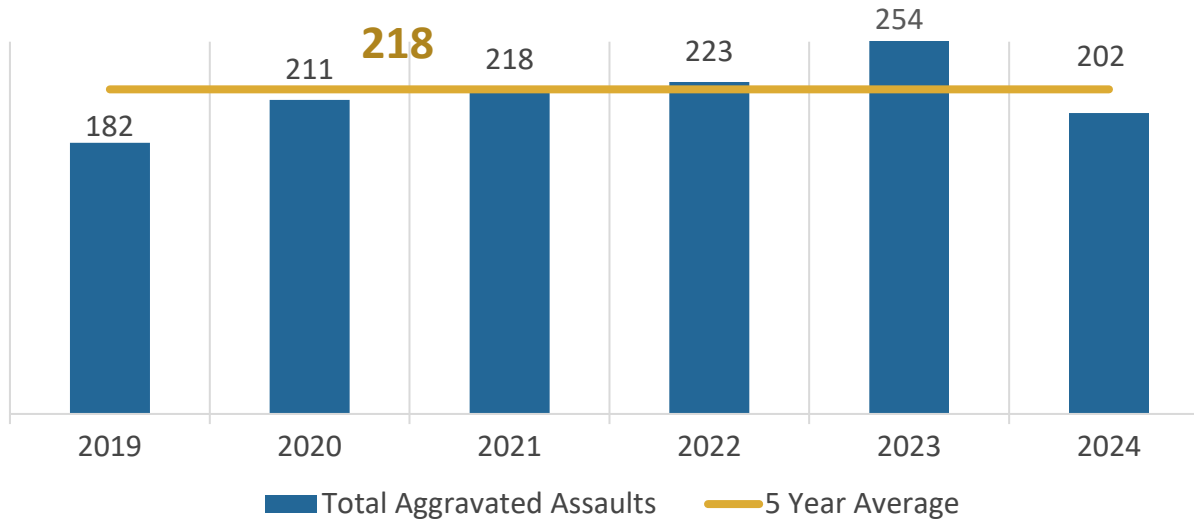


## AGGRAVATED ASSAULT

### TOTAL AGGRAVATED ASSAULTS PER CALENDAR YEAR (2019-2024)

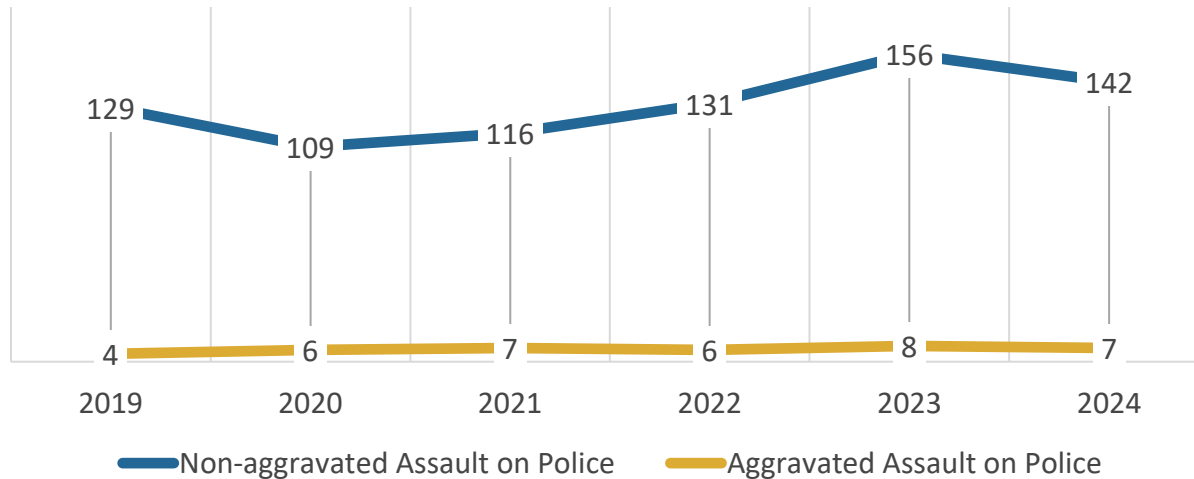
#### AND FIVE-YEAR AVERAGE COMPARISON

UNIFORM CRIME REPORT (UCR) METHOD

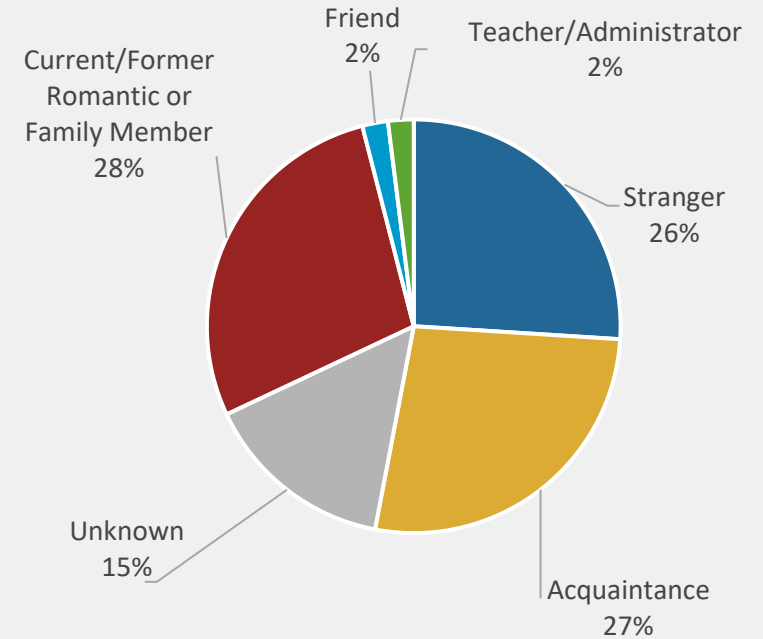


### AGGRAVATED AND NON-AGGRAVATED ASSAULTS ON POLICE, 2019-2024

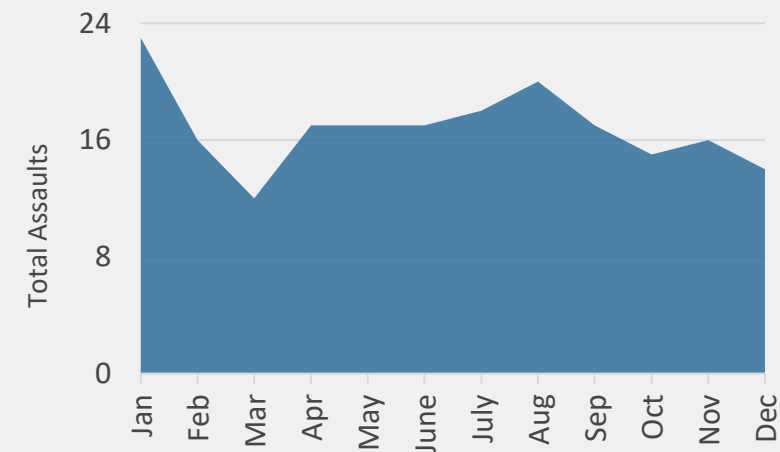
UNIFORM CRIME REPORT (UCR) METHOD



### 2024 AGGRAVATED ASSAULTS VICTIM/OFFENDER RELATIONSHIP



### 2024 AGGRAVATED ASSAULTS BY MONTH





# Non-Violent Crime

In 2024, Henrico saw a 6% decrease in total Part I Non-Violent Offenses from 2023, and a 6% decrease from the 5-year average.

- There was a 16% decrease in burglaries from 2023 and a 19% decrease from the 5-year average.
- Compared to 2023, residential burglaries decreased 21%; toolshed burglaries decreased 41%; and commercial burglaries decreased 1%.
- Auto thefts decreased by 30% in 2024, which yielded an 8% decrease from the 5-year average.
- While total larcenies decreased 3% from 2023, there was also a decrease in larcenies from autos (31%). The theft of catalytic converters had a major decrease at 54% reduction.
- 46% of completed larcenies from autos were from reported unlocked vehicles in 2024.
- **In 2024, 159 guns were stolen from vehicles; 53% were from reported unlocked vehicles.**

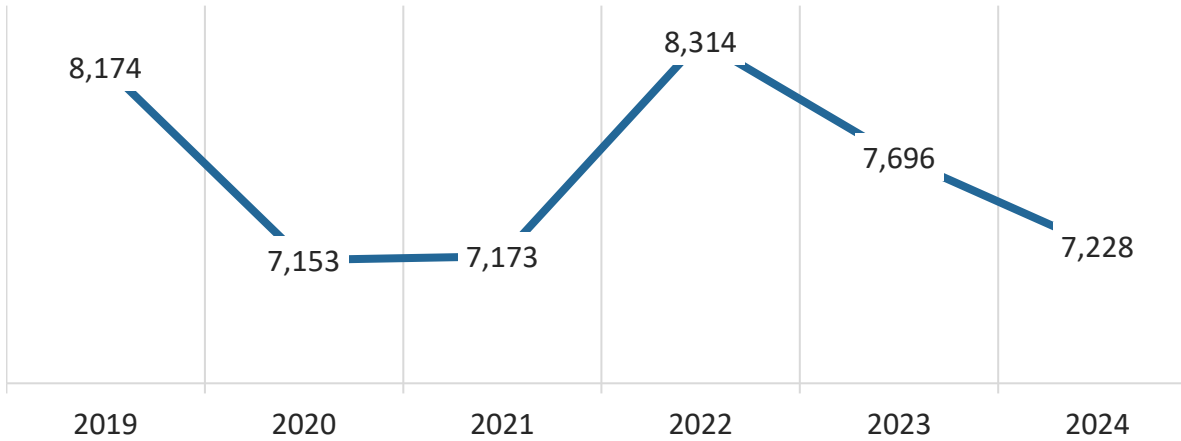


## 2024 HENRICO POLICE CRIME STATISTICS

### PART I NON-VIOLENT CRIMES

#### TOTAL PART I NON-VIOLENT CRIME TREND, 2019-2024

UNIFORM CRIME REPORT (UCR) METHOD



#### PART I NON-VIOLENT CRIMES (2019-2024) AND FIVE-YEAR AVERAGE

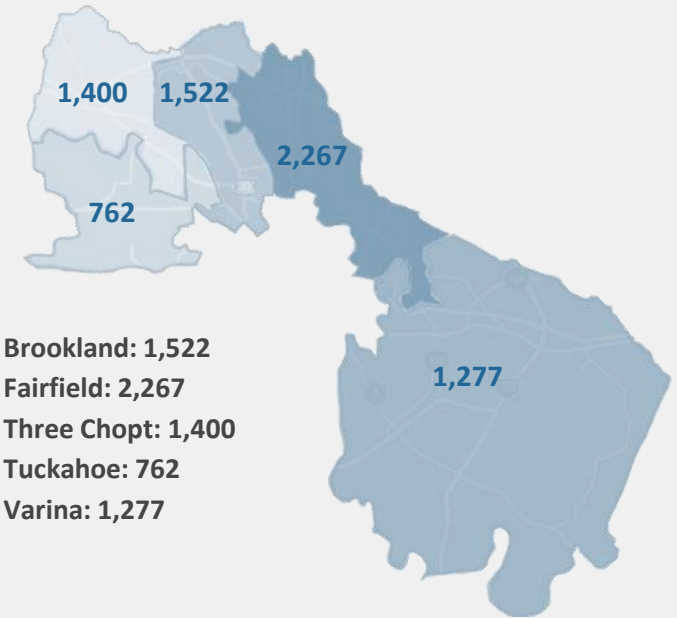
UNIFORM CRIME REPORT (UCR) METHOD

OFFENSE	2019	2020	2021	2022	2023	5YR AVG	2024	% CHANGE 5YR AVG
BURGLARY	484	324	290	408	356	372	300	-19%
LARCENY	7,177	6,304	6,381	7,324	6,589	6,755	6,391	-5%
AUTO THEFT	496	497	461	552	710	543	499	-8%
ARSON*	17	28	41	30	41	31	38	23%
<b>TOTAL</b>	<b>8,174</b>	<b>7,153</b>	<b>7,173</b>	<b>8,314</b>	<b>7,696</b>	<b>7,701</b>	<b>7,228</b>	<b>-6%</b>

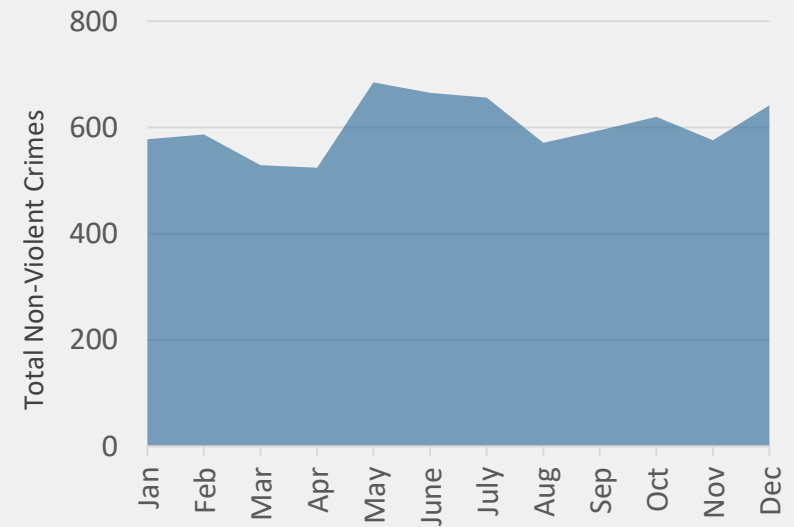
\* - The Division of Fire is the investigating authority.

Source: Henrico Police Records Unit; Henrico Police Criminal Intelligence Unit Analysis | Annual data reports are run annually on January 15.

#### 2024 PART I NON-VIOLENT CRIME BY DISTRICT



#### 2024 PART I NON-VIOLENT CRIME BY MONTH

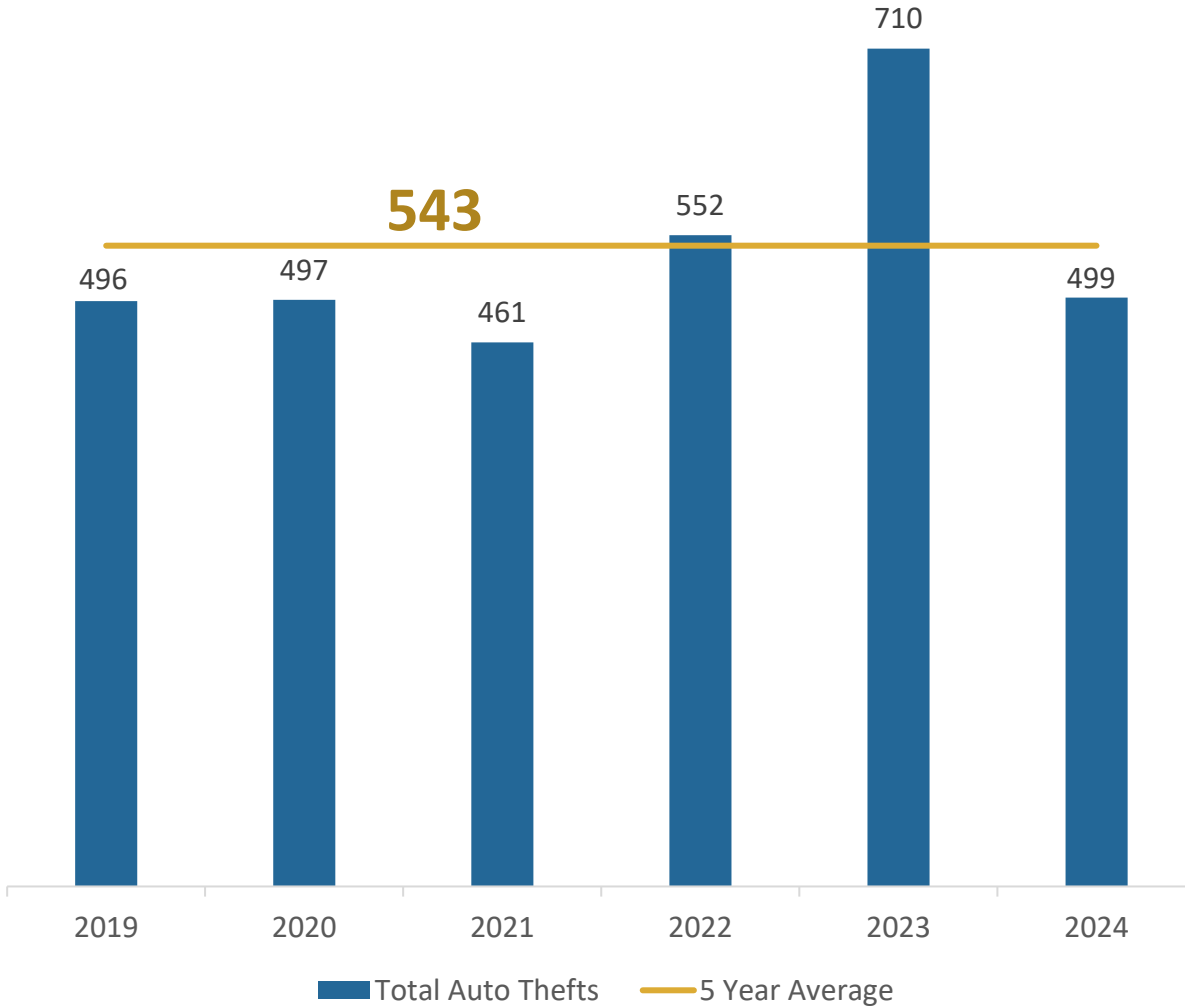


HENRICO.GOV/POLICE



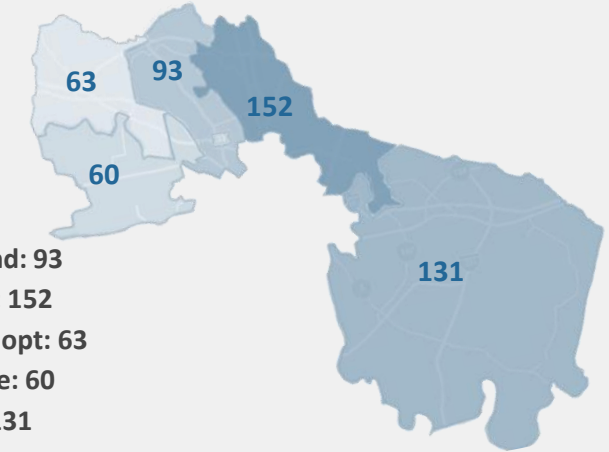
## AUTO THEFT

TOTAL AUTO THEFTS PER CALENDAR YEAR (2019-2024)  
AND FIVE-YEAR AVERAGE COMPARISON  
UNIFORM CRIME REPORT (UCR) METHOD



Source: Henrico Police Records Unit; Henrico Police Criminal Intelligence Unit Analysis | Annual data reports are run annually on January 15.

## 2024 AUTO THEFT BY DISTRICT



Brookland: 93

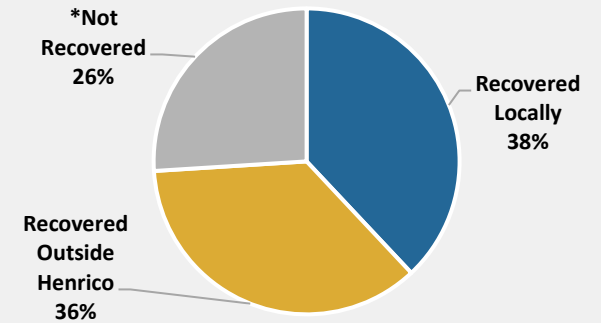
Fairfield: 152

Three Chopt: 63

Tuckahoe: 60

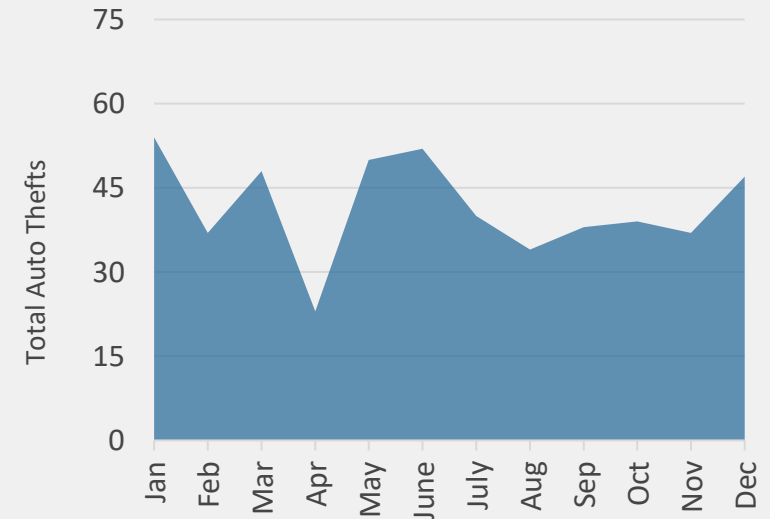
Varina: 131

## 2024 RECOVERY OF STOLEN VEHICLES



\*Vehicles not recovered as of on January 15, 2025

## 2024 AUTO THEFTS BY MONTH

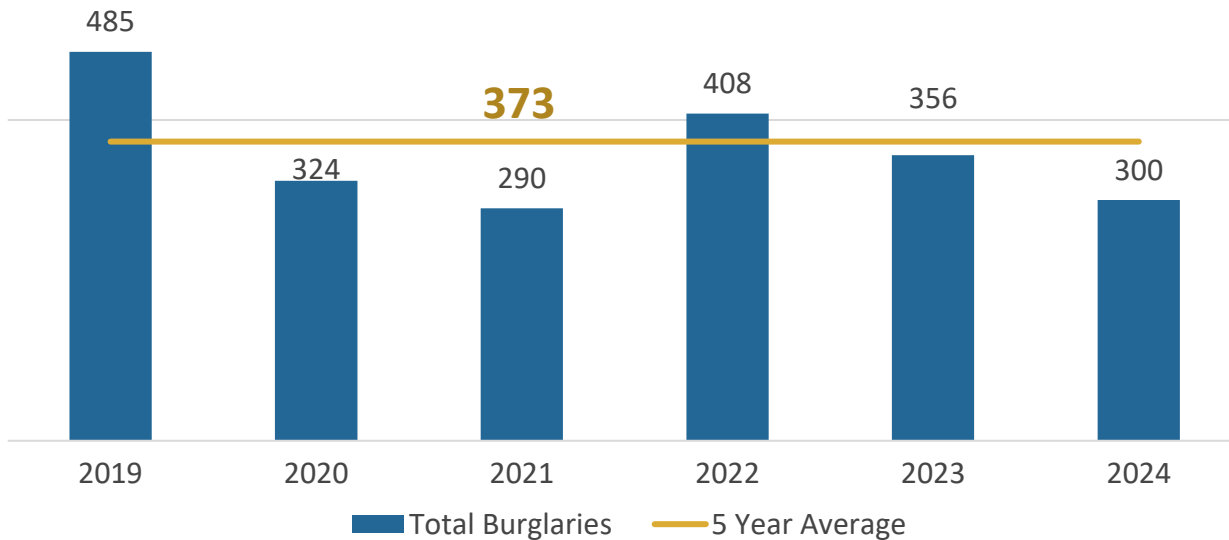




## 2024 HENRICO POLICE CRIME STATISTICS

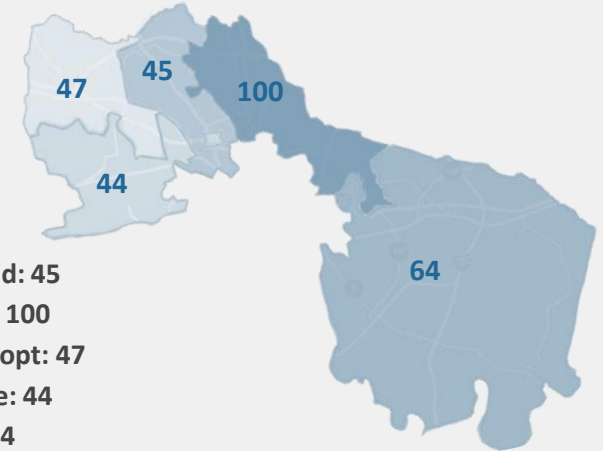
### BURGLARY

TOTAL BURGLARIES PER CALENDAR YEAR (2019-2024)  
AND FIVE-YEAR AVERAGE COMPARISON  
UNIFORM CRIME REPORT (UCR) METHOD



Source: Henrico Police Records Unit; Henrico Police Criminal Intelligence Unit Analysis | Annual data reports are run annually on January 15.

### 2024 BURGLARY BY DISTRICT



Brookland: 45

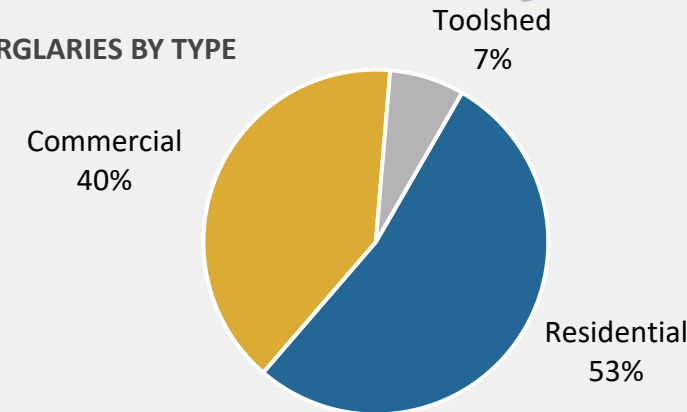
Fairfield: 100

Three Chopt: 47

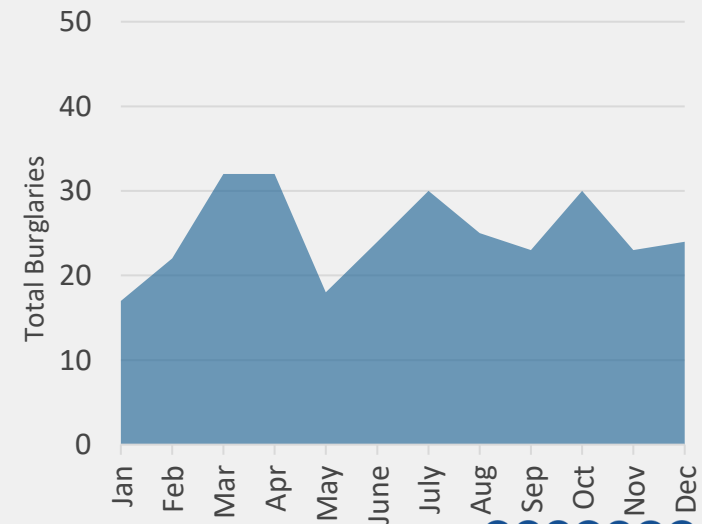
Tuckahoe: 44

Varina: 64

### 2024 BURGLARIES BY TYPE



### 2024 BURGLARIES BY MONTH



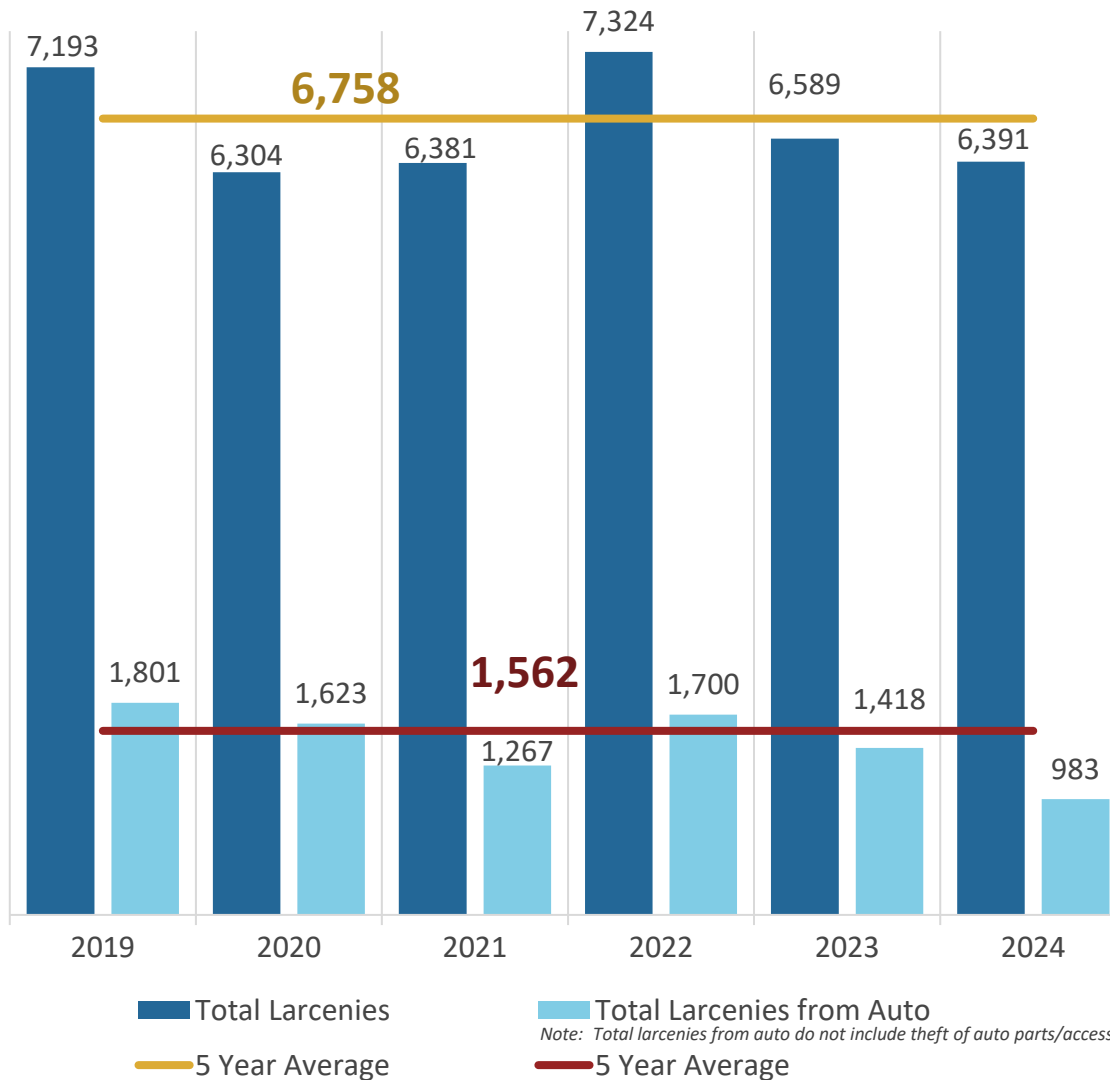
[HENRICO.GOV/POLICE](https://henrico.gov/police)



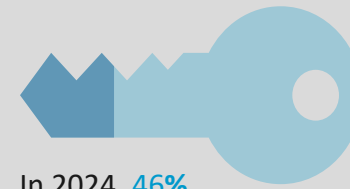
## 2024 HENRICO POLICE CRIME STATISTICS

### LARCENY

TOTAL LARCENIES PER CALENDAR YEAR (2019-2024)  
AND FIVE-YEAR AVERAGE COMPARISON  
UNIFORM CRIME REPORT (UCR) METHOD



### 2024 LARCENIES FROM UNLOCKED AUTOS



In 2024, **46%** of larcenies from autos were from reported **unlocked vehicles**.



In 2024, **159 guns** were stolen from vehicles; **53%** were from **unlocked vehicles**.



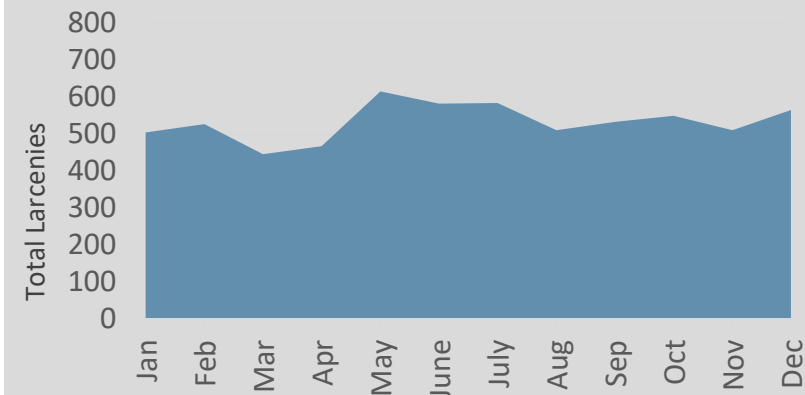
In 2024, a firearm was stolen from a vehicle on average every **55 hours** or just over every **two (2) days**.

### Catalytic Converters Stolen/Attempted in 2024



Note: The Police Division began tracking theft of catalytic converters in 2021.

### 2024 TOTAL LARCENIES BY MONTH



HENRICO.GOV/POLICE



# Criminal Offenses

**In 2024, Henrico saw a slight increase in firearm offenses\* and a decrease in drug overdoses compared to 2023.**

- Total firearm offenses increased slightly (2%) from 2023 and decreased 8% from the 5-year average.
- There was a 40% decrease in total drug overdoses from 2023 to 2024; a 42% decrease in total non-fatal overdoses and a 29% decrease in fatal overdoses.
- As in past years, most drug overdoses (88%) in 2024 were from heroin and opioids.
- Repeat overdose victims accounted for 31% of all overdose victims in 2024.
- Compared to 2023, felony arrests increased 9% and misdemeanor arrests increased by 7%.

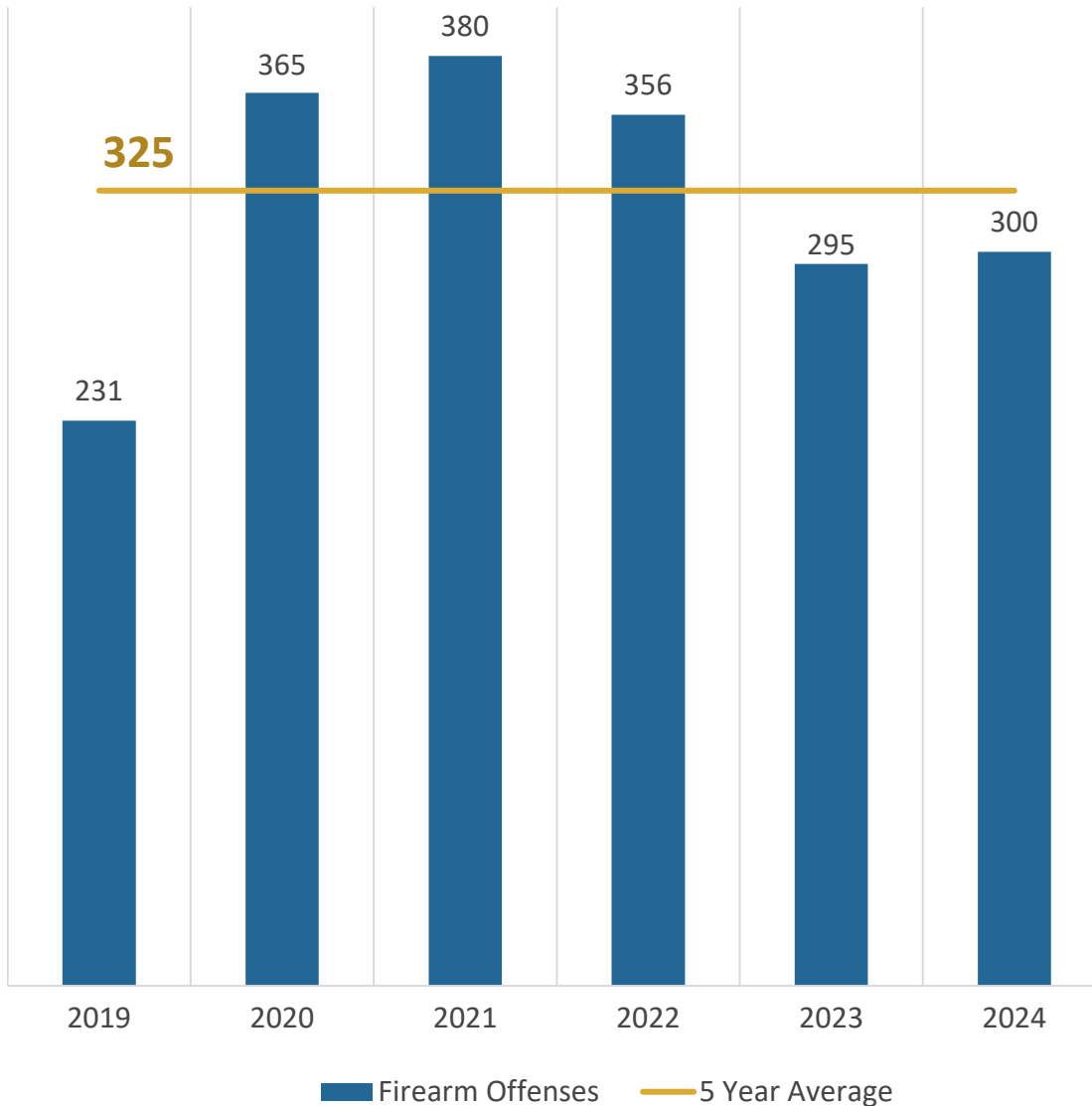
\*Firearm offenses include assault by gun, vandalism by firearm, discharging firearm, and shooting into an occupied dwelling.





## SELECTED FIREARM OFFENSES

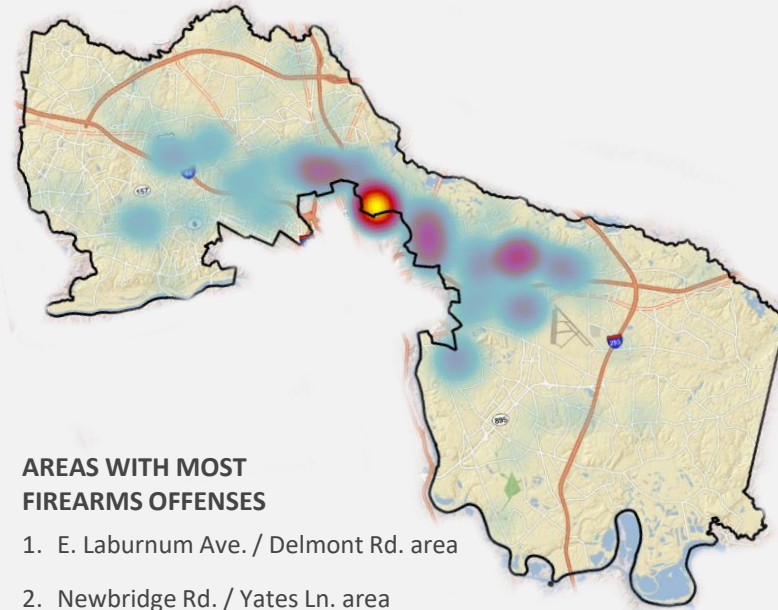
TOTAL FIREARM OFFENSES\* PER CALENDAR YEAR (2019-2024)  
AND FIVE-YEAR AVERAGE COMPARISON  
UNIFORM CRIME REPORT (UCR) METHOD



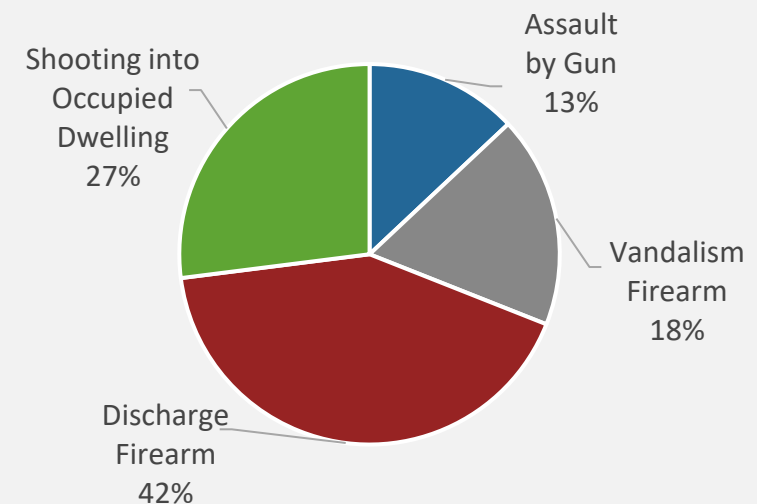
\* Firearm offenses include assault by gun, vandalism by firearm, discharging firearm and shooting into an occupied dwelling.

Source: Henrico Police Records Unit; Henrico Police Criminal Intelligence Unit Analysis | Data reports are run annually on January 15.

## 2024 FIREARM OFFENSES DENSITY MAP



## 2024 FIREARM OFFENSES BY TYPE

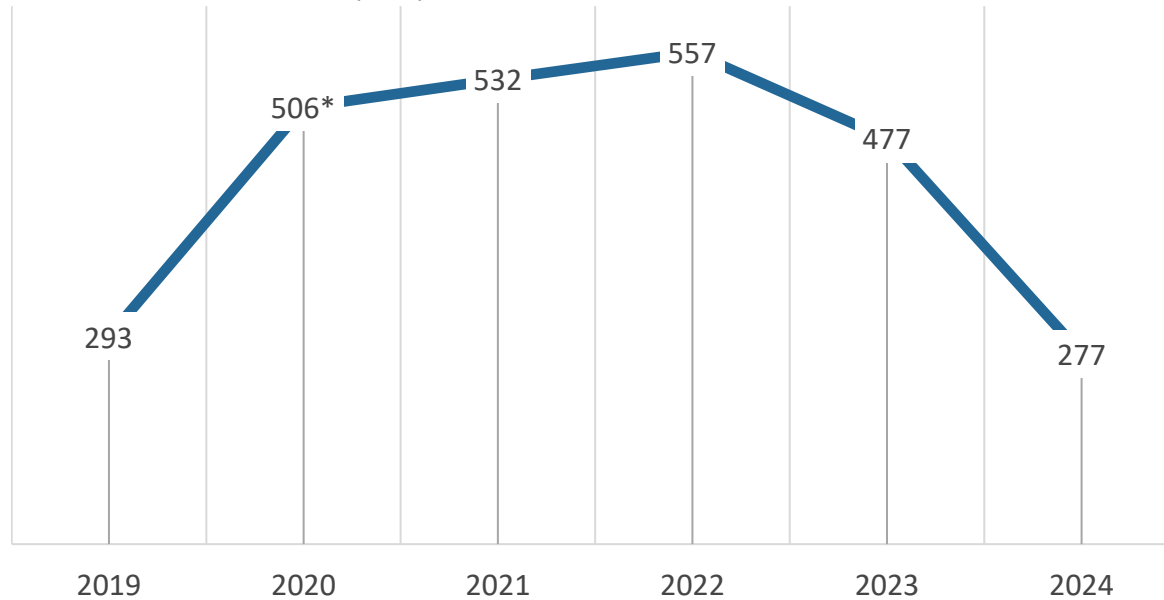




## 2024 HENRICO POLICE CRIME STATISTICS

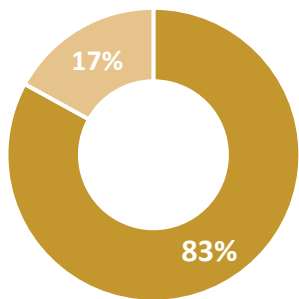
### DRUG OVERDOSES

#### TOTAL DRUG OVERDOSES, 2019-2024 UNIFORM CRIME REPORT (UCR) METHOD



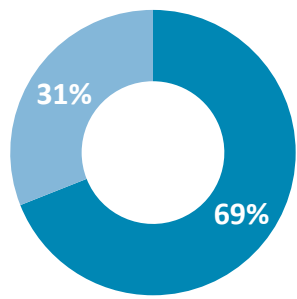
\* Division analysis changed in 2019 allowing increased focus on all drug overdoses.

#### 2024 OVERDOSE LETHALITY



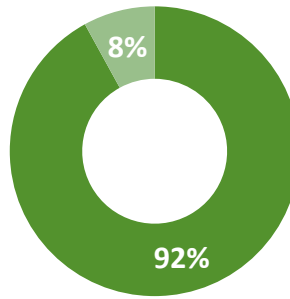
■ Non-Fatal ■ Fatal

#### 2024 OVERDOSES BY RESIDENT



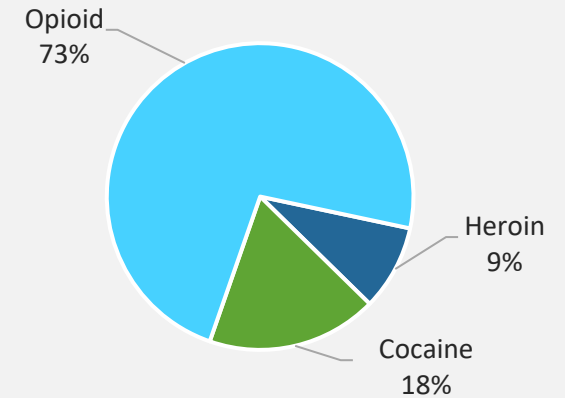
■ Resident ■ Non Resident

#### 2024 REPEAT OVERDOSE VICTIM FATALITY

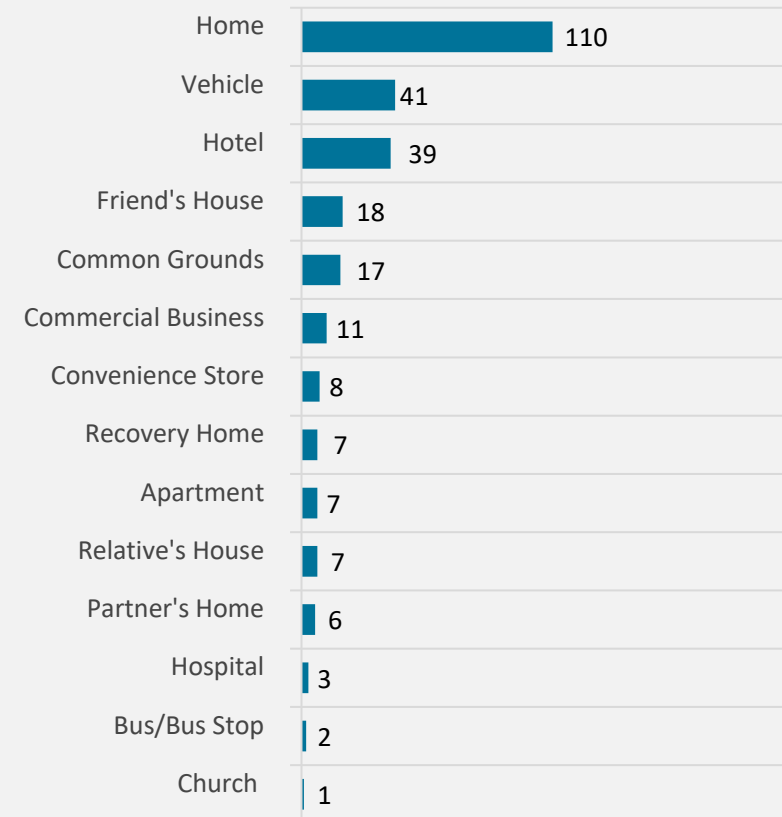


■ Non Fatal ■ Fatal

#### 2024 DRUG OVERDOSES BY DRUG TYPE



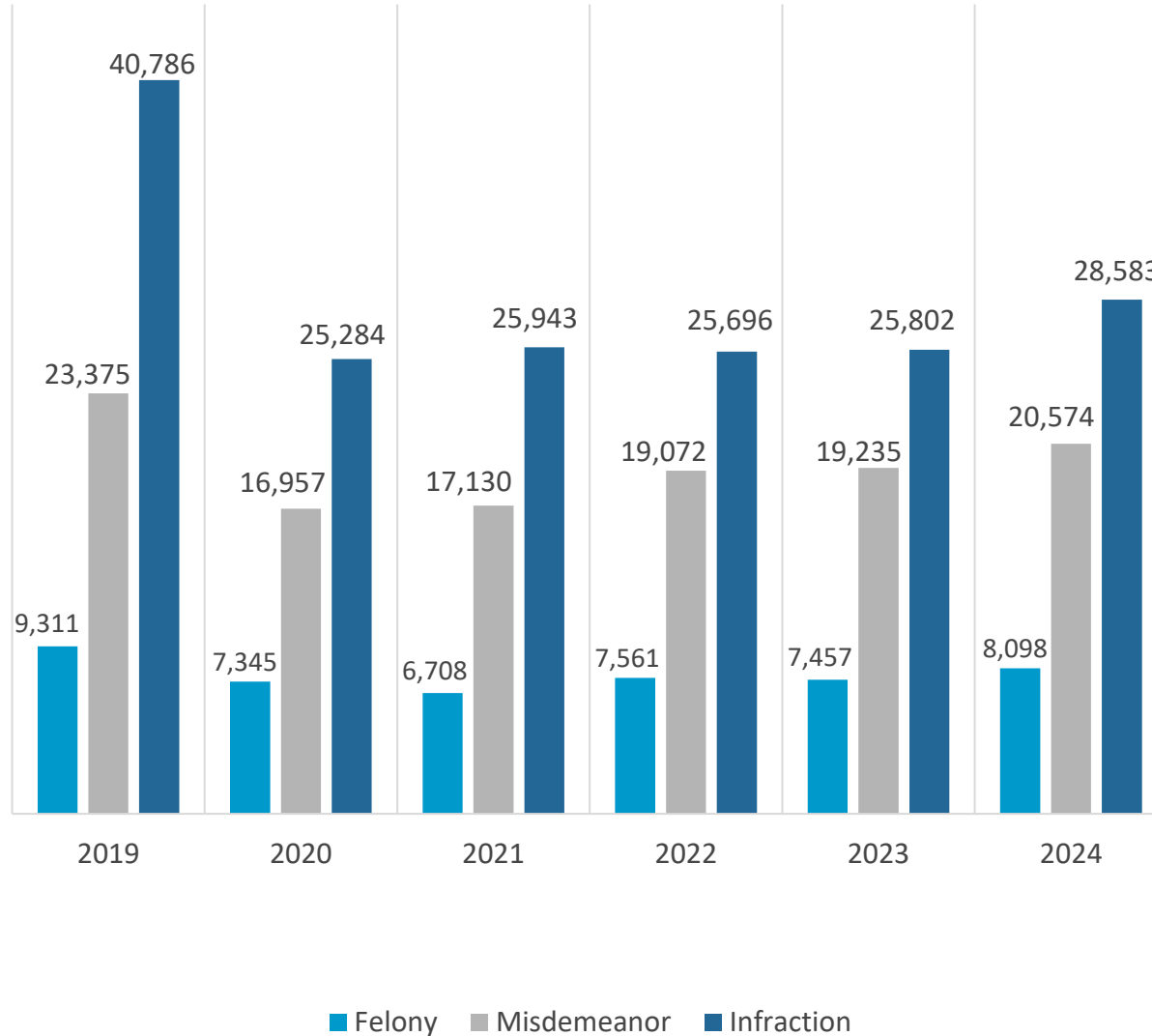
#### 2024 DRUG OVERDOSES BY LOCATION



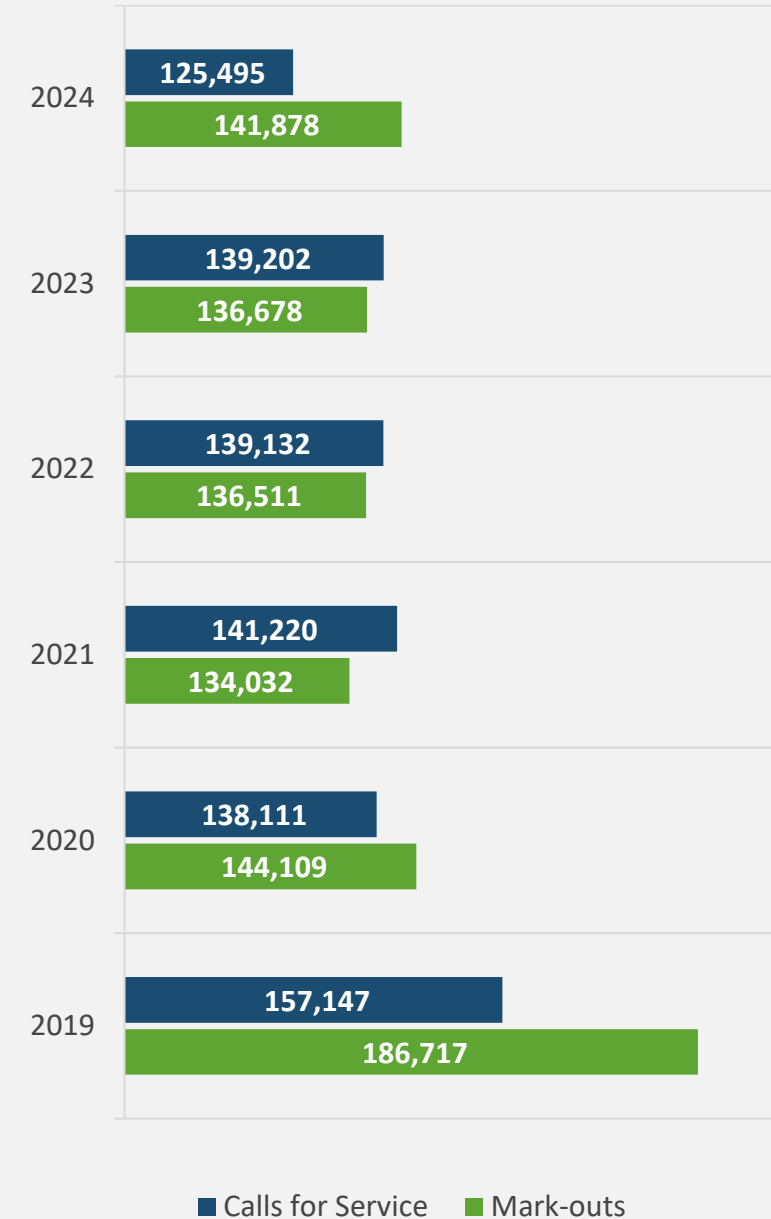


## POLICE ACTIVITY

TOTAL CHARGES BY TYPE, 2019-2024



TOTAL CALLS FOR SERVICE AND POLICE MARKOUTS, 2019-2024





**2024 HENRICO POLICE CRIME STATISTICS**  
**Traffic Crashes & Charges**

**ERIC D. ENGLISH, CHIEF OF POLICE**

**Published April 7, 2025**

*January 1, 2024-December 31, 2024*



**HENRICO.GOV/POLICE**



# Traffic Crashes & Charges

**In 2024, Henrico experienced a negligible increase (.5%) in total reportable traffic crashes compared to 2023.**

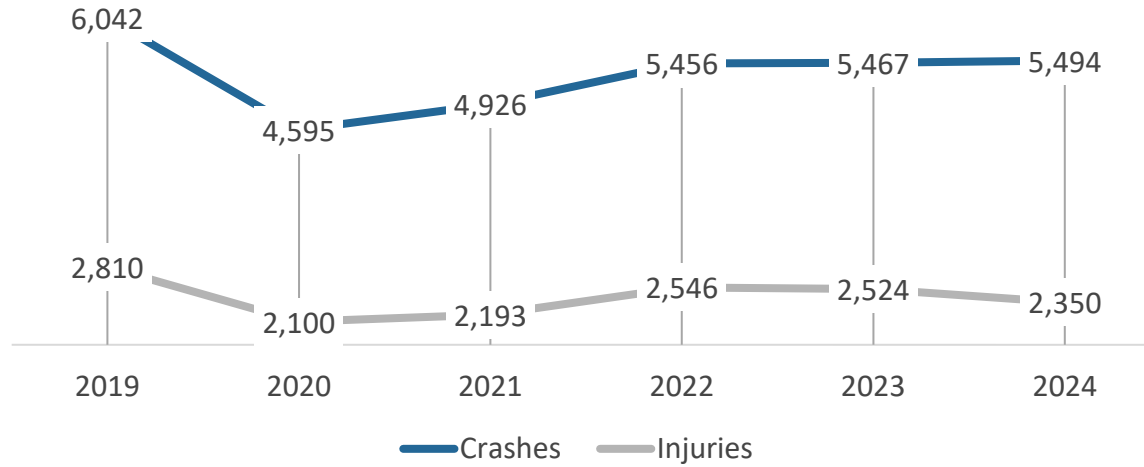
- There was an 11% decrease in DUI arrests from 2023, and a 19% decrease from the 5-year average.
- There was a 12% increase in traffic-related charges from 2023, and a 5% increase from the 5-year average.
- Traffic fatalities increased from 32 in 2023 to 48 in 2024 with pedestrian fatalities increasing by 33% (12 in 2024).



## 2024 HENRICO POLICE CRIME STATISTICS

### TRAFFIC CRASHES

#### REPORTABLE TRAFFIC CRASHES AND INJURIES, 2019-2024



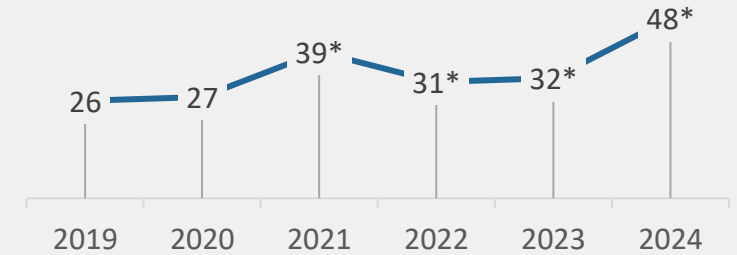
#### TOP 10 REPORTABLE TRAFFIC CRASH LOCATIONS 2024

\*Preliminary Virginia DMV crash data as of April 1, 2025

Rank	Intersection/Location	Reportable Crashes
1	E. Laburnum Avenue & Mechanicsville Turnpike	28
2	W. Broad Street & Brownstone Boulevard/Access	26
3	W. Broad Street & Pump Road/Pouncey Tract Road	25
4	W. Broad Street & Glenside Drive	24
5	S. Laburnum Avenue & Gay Avenue	21
6	S. Airport Drive & Audubon Drive	19
7	N. Laburnum Avenue & Creighton Road	19
8	W. Broad Street & Staples Mill Road	18
9	W. Broad Street & Cox Road	18
10	W. Broad Street & Gathering Place	18

Source: Henrico Police Records Unit; Henrico Police Criminal Intelligence Unit Analysis | Data reports are run annually on January 15

#### TRAFFIC FATALITY CRASHES, 2019-2024



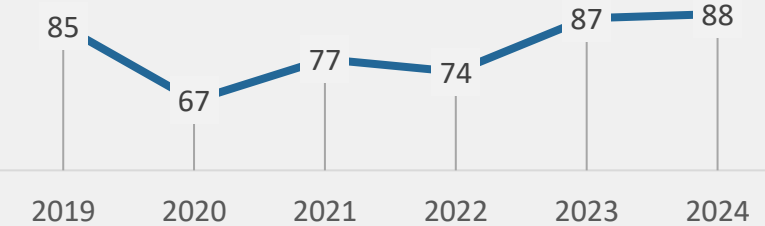
\*- In 2024 there were 48 fatality crashes resulting in 49 fatalities.

\*- In 2023 there were 32 fatality crashes resulting in 33 fatalities.

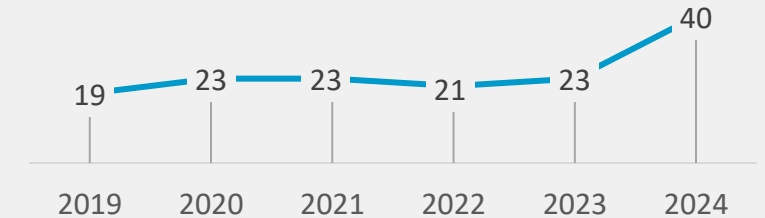
\*- In 2022 there were 31 fatality crashes resulting in 32 fatalities.

\*- In 2021 there were 39 fatality crashes resulting in 42 fatalities.

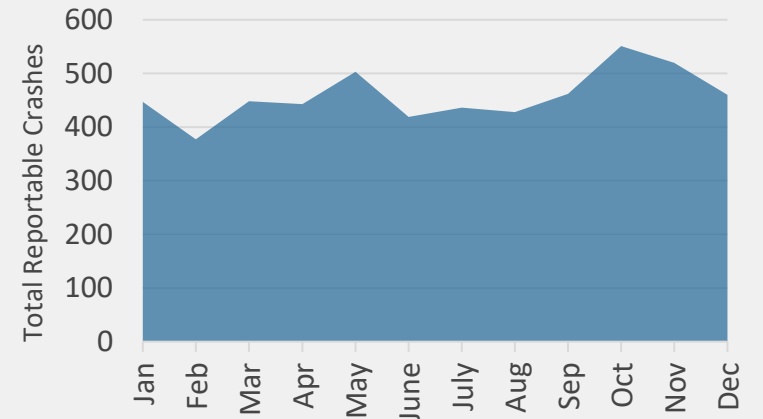
#### TRAFFIC CRASHES INVOLVING PEDESTRIANS, 2019-2024



#### TRAFFIC CRASHES INVOLVING BICYCLISTS, 2019-2024



#### 2024 TRAFFIC CRASHES BY MONTH

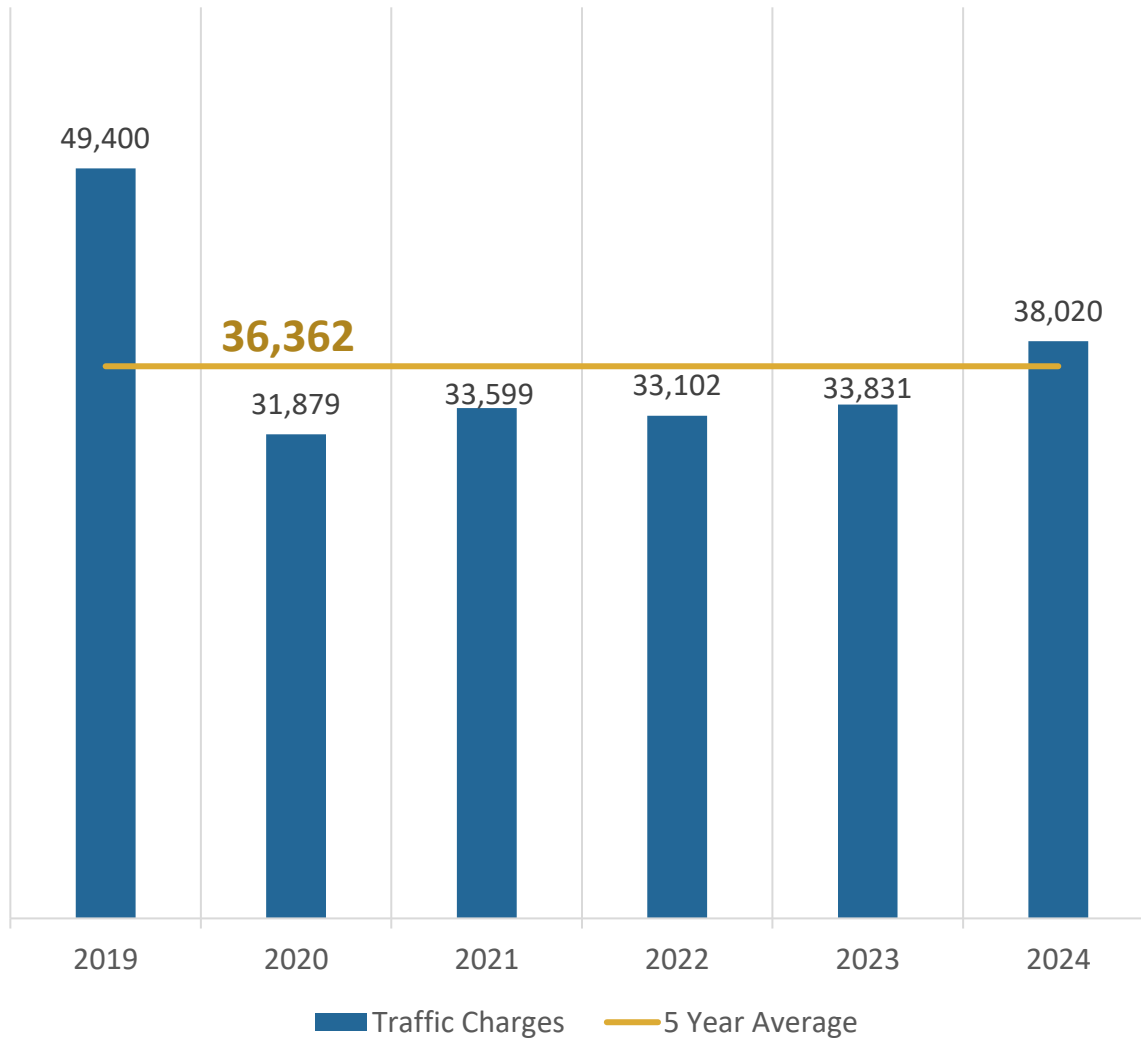


HENRICO.GOV/POLICE



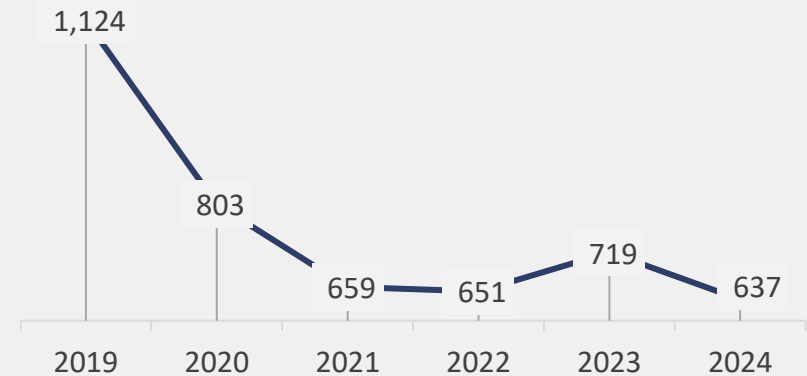
## TRAFFIC CHARGES AND ARRESTS

TOTAL TRAFFIC CHARGES PER CALENDAR YEAR (2019-2024) AND FIVE-YEAR AVERAGE COMPARISON



Traffic charges data from UCR code 2700; includes infractions, misdemeanors and felonies.

DUI CHARGES PER CALENDAR YEAR, 2019-2024



*Includes adult and juvenile violations of 18.2-266 and 18.2-266.1*

### TRAFFIC CHARGES & ARRESTS

In 2024, there was an 11% decrease in DUI arrests from 2023, and a 19% decrease from the five-year average.

In 2024, there was a 12% increase in traffic-related charges from 2023, and a 5% increase from the five-year average.



**2024 HENRICO POLICE CRIME STATISTICS**

# County Wide Crime & Demographic Data

**ERIC D. ENGLISH, CHIEF OF POLICE**

**Published April 7, 2025**

*January 1, 2043-December 31, 2024*



**HENRICO.GOV/POLICE**





## TOTAL PART I CRIMES

The Guiding Principle of Henrico Police is to treat everyone with respect, compassion and dignity.  
**We are committed to policing our community fairly and impartially.**

---

The following data compares county-wide and magisterial district population demographics to the demographic composition of those arrested, charged or stopped (traffic) by Henrico Police. Statistics include race, ethnicity, gender, and residency status (of Henrico County) for Custodial Arrests, Traffic Stops and Criminal Charges that occurred January 1, 2024, through December 31, 2024. While this data is representative, it is not exhaustive.

## County-Wide Crime and Demographic Data

The following charts provide a visual synopsis of the data found in the 2024 Demographic and Residency Reports for Criminal and Traffic Offenses.

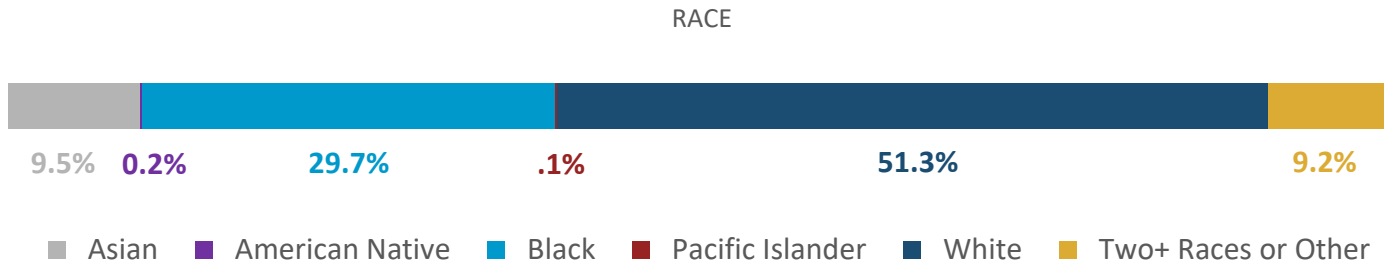
### 2024 INSIGHTS

- 47% of all custodial and criminal summons arrestees were not Henrico County residents.
- 70% of all custodial and criminal summons arrestees were male.
- 61% of total arrestees and criminal summonses identified as Black; 37% identified as White; and 1% identified as Asian.
- Over half (55%) of the traffic warnings were given to individuals residing outside Henrico County.



# COUNTY-WIDE DEMOGRAPHICS & RESIDENCY

COUNTY-WIDE  
POPULATION  
DEMOS



ETHNICITY

■ 93.3% Non-Hispanic

■ 6.7% Hispanic



GENDER

48% Male

52% Female

0% Unknown



■ Male ■ Female ■ Unknown

## RACE, RESIDENCY AND GENDER OF PEOPLE ARRESTED, CHARGED OR ADVISED BY HENRICO POLICE, 2024

Category	Resident	Non-Resident	Gender Resident and Non-Resident
CUSTODIAL ARRESTEES	<p>9.5% 31.5% .02% 20.7% .3%</p>	<p>.3% .01% 30.1% 16% .3%</p>	73% Male 27% Female .1% Unknown
CRIMINAL SUMMONS ARRESTEES	<p>1.3% 26.7% 20.6% .6%</p>	<p>.4% 31.5% 18.8% .1%</p>	57.6% Male 42.4% Female 0% Unknown
TRAFFIC SUMMONS ARRESTEES	<p>2.5% .03% 27.1% .02% 26.9% .8%</p>	<p>.6% .01% 21.5% .02% 20.1% .5%</p>	58% Male 42% Female 0% Unknown
TRAFFIC WARNING ADVISEES	<p>1.5% 24.8% .01% 17% 1.7%</p>	<p>.9% 28.4% .01% 22.7% 3.1%</p>	59.2% Male 40.7% Female .1% Unknown

Source: Henrico Police Records Unit; Population data from U.S. Census [ACS 5YR Estimates, V2023 data]

### Criminal Summons Arrestee

A person receives a criminal summons to appear in court and is released on their own recognizance. An arrestee can have multiple charges.

### Traffic Summons Arrestee

A person is issued a traffic summons to appear in court, but not taken into custody. An arrestee can have multiple summonses.

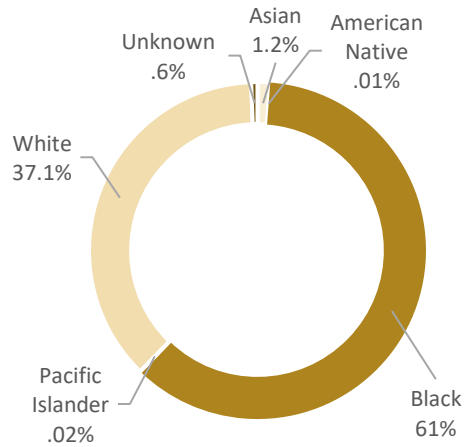
### Traffic Warning Advisee

A person is stopped for a traffic infraction and the officer decides a warning is sufficient.

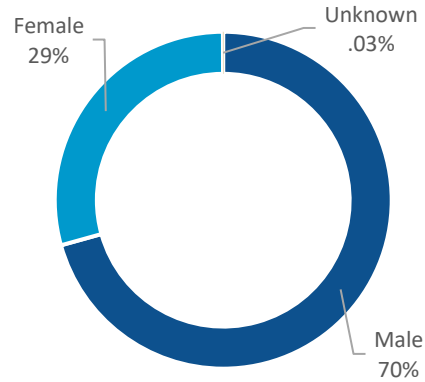


# CUSTODIAL ARRESTS AND CRIMINAL SUMMONS

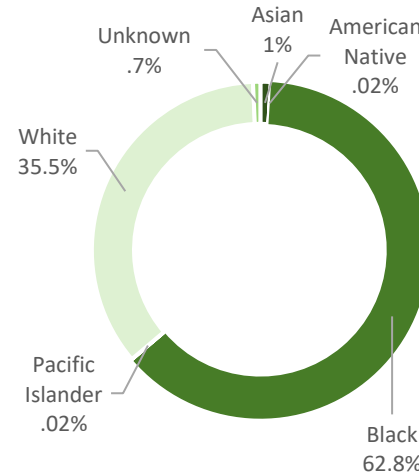
CUSTODIAL ARRESTS AND CRIMINAL SUMMONS BY RACE



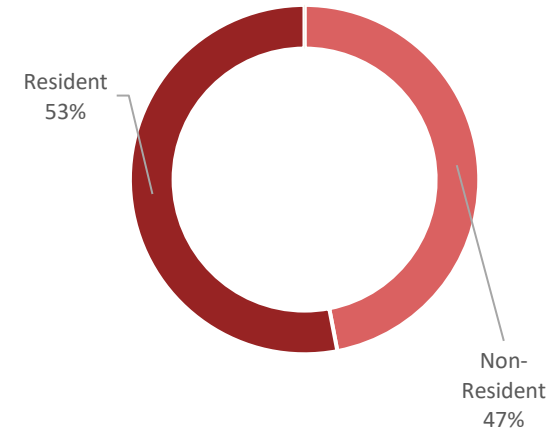
CUSTODIAL ARRESTS AND CRIMINAL SUMMONS BY GENDER



CUSTODIAL ARRESTS AND CRIMINAL CHARGES BY RACE



CUSTODIAL ARRESTS AND CRIMINAL SUMMONS BY RESIDENCY



	2024 CUSTODIAL ARRESTS		2024 CRIMINAL SUMMONS		2024 COMBINED TOTAL	
Race	Total People	Total Charges	Total People	Total Charges	% Total People	% Total Charges
Asian	101	167	27	30	1.2%	1%
American Native	1	3	0	0	.01%	.02%
Black	5,470	11,375	937	1,114	61%	62.8%
Pacific Islander	2	4	0	0	.02%	.02%
White	3,259	6,276	634	777	37.1%	35.5%
Unknown/Other	51	117	11	13	.6%	.7%
Total	8,884	17,942	1,609	1,934	100 %*	100 %*

Source: Henrico Police Records Unit; Population data from U.S. Census [ACS 5YR Estimates, V2023 data]

\* Rounded

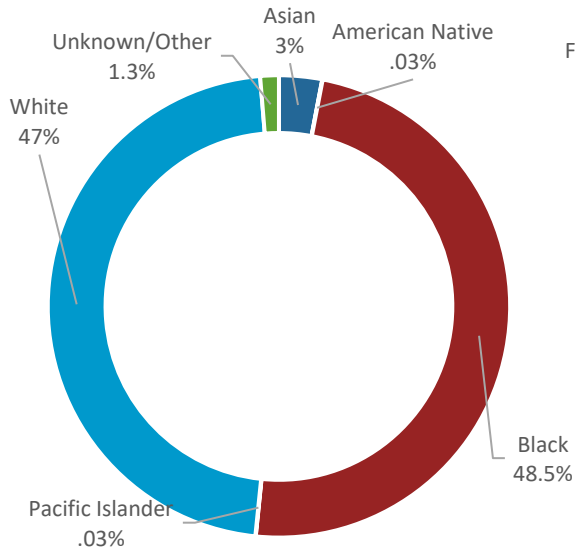




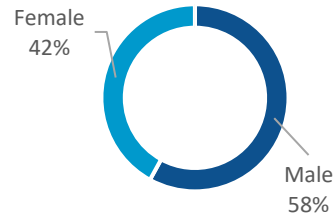
## 2024 HENRICO POLICE CRIME STATISTICS

# TRAFFIC SUMMONSES AND WARNINGS

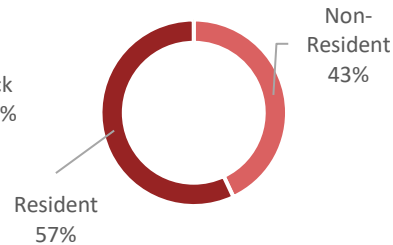
### 2024 TRAFFIC SUMMONS BY RACE



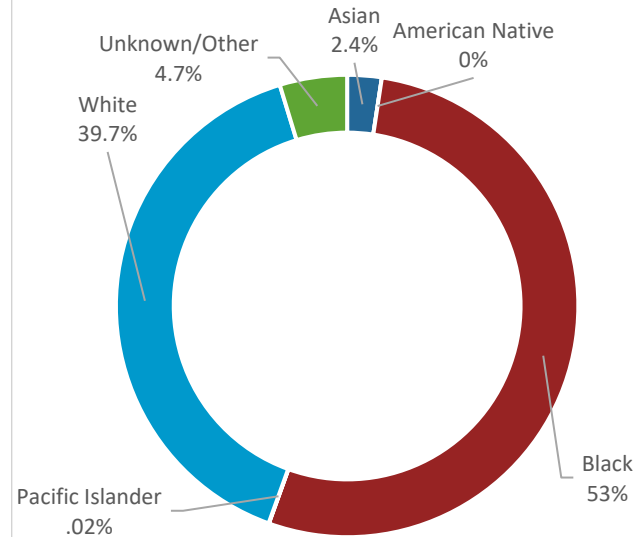
### 2024 TRAFFIC SUMMONS BY GENDER



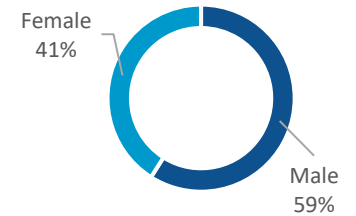
### 2024 TRAFFIC SUMMONS RESIDENCY



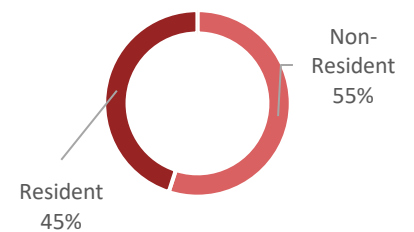
### 2024 TRAFFIC WARNINGS BY RACE



### 2024 TRAFFIC WARNING BY GENDER



### 2024 TRAFFIC WARNING RESIDENCY



	2024 TRAFFIC SUMMONSES		2024 TRAFFIC WARNINGS		2024 COMBINED TOTAL	
Race	People	Charges	People	Charges	% Total People	% Total Charges
Asian	744	957	191	205	2.9%	2.5%
American Native	8	9	0	0	.02%	.02%
Black	11,594	19,771	4,305	4,438	49.7%	52.3%
Pacific Islander	8	10	2	2	.03%	.02%
White	11,221	16,741	3,206	3,330	45%	43.4%
Unknown/Other	315	434	378	394	2.2%	1.8%
Total	23,890	37,922	8,082	8,369	100 %*	100 %*

\* Rounded

Source: Henrico Police Records Unit; Population data from U.S. Census [ACS 5YR Estimates, V2023 data]



HENRICO.GOV/POLICE



**2024 HENRICO POLICE CRIME STATISTICS**

# Magisterial District Crime & Demographic Data

**ERIC D. ENGLISH, CHIEF OF POLICE**

**Published April 7, 2025**

*January 1, 2024-December 31, 2024*

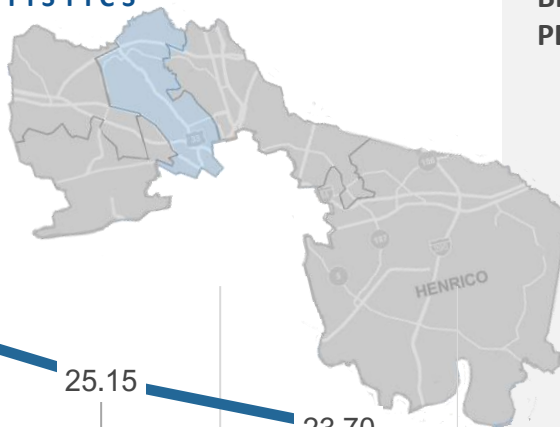


**HENRICO.GOV/POLICE**

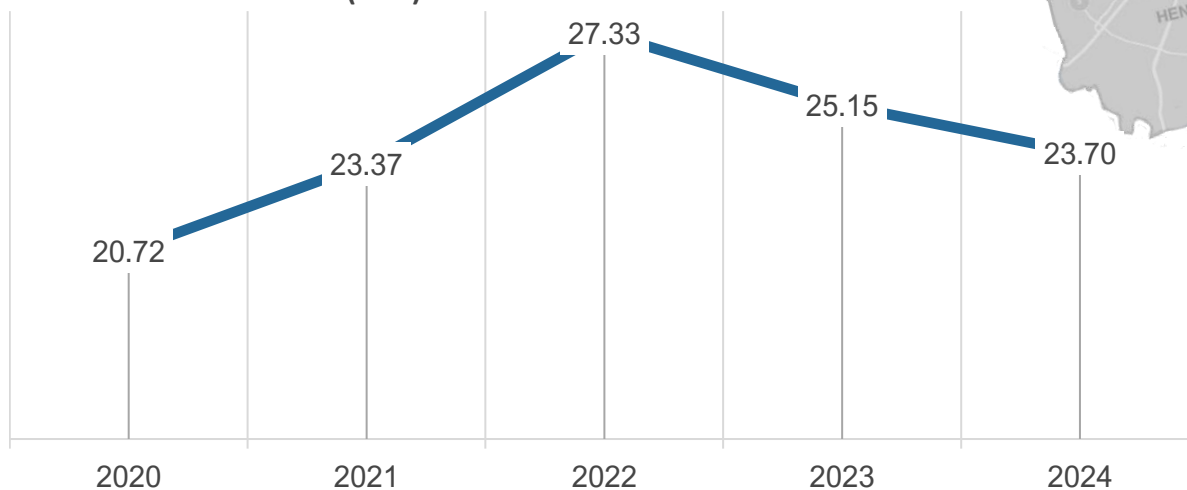


## 2024 HENRICO POLICE CRIME STATISTICS

### BROOKLAND DISTRICT



#### BROOKLAND DISTRICT PART I CRIME RATE, 2020-2024 UNIFORM CRIME REPORT (UCR) METHOD

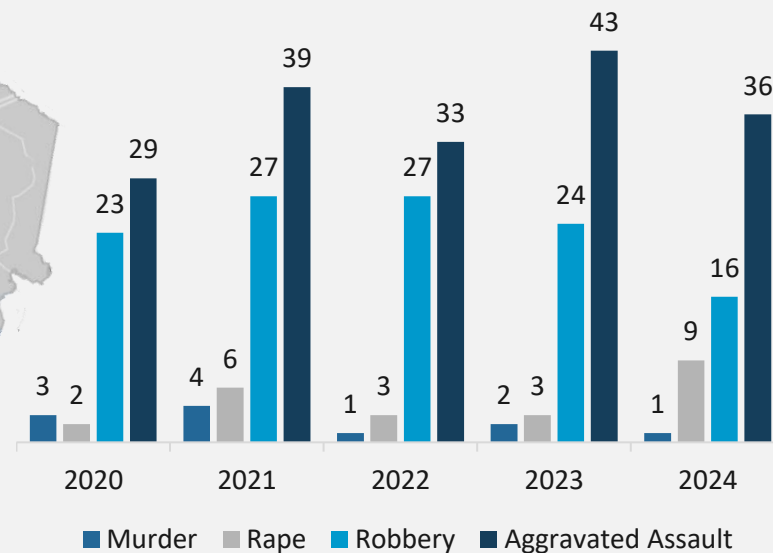


#### BROOKLAND DISTRICT POPULATION DEMOGRAPHICS

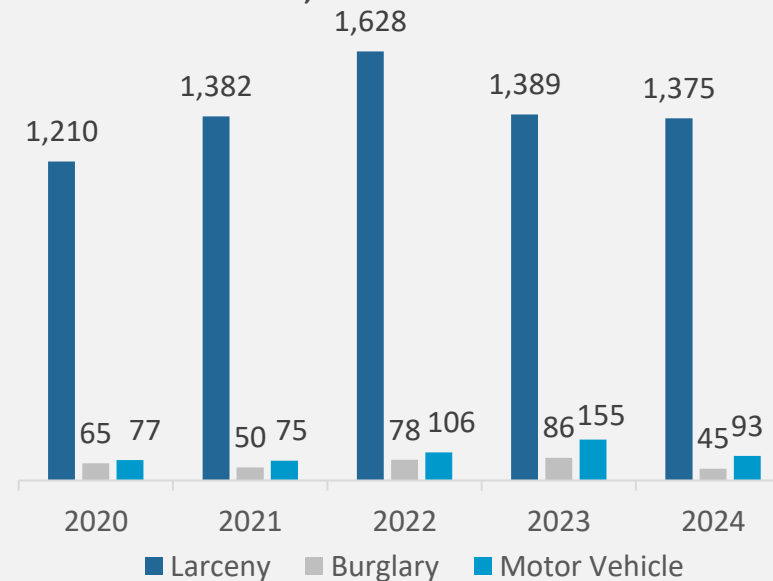
49% MALE | 51% FEMALE

RACE	CENSUS ESTIMATE	% TOTAL
Asian	5,538	8.3%
American Native	277	.4%
Black	12,443	18.6%
Pacific Islander	65	.1%
White	39,492	59.1%
Two+ Races/Other	9,020	13.5%
ETHNICITY	CENSUS ESTIMATE	% TOTAL
Hispanic or Latino	7,721	12%
Non-Hispanic	59,114	88%
<b>TOTAL POPULATION</b>	<b>66,835</b>	

#### BROOKLAND DISTRICT PART I VIOLENT CRIMES PER CALENDAR YEAR, 2020-2024



#### BROOKLAND DISTRICT PART I NON-VIOLENT CRIMES PER CALENDAR YEAR, 2020-2024

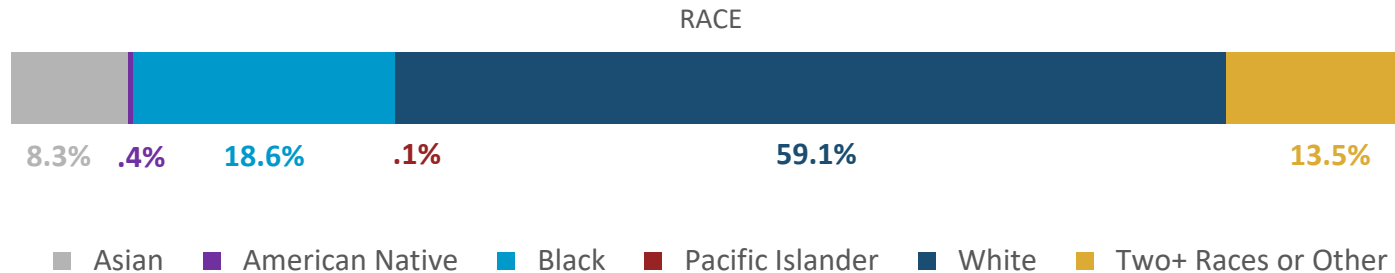




## BROOKLAND DISTRICT

### DEMOGRAPHICS OF PEOPLE ARRESTED, CHARGED OR ADVISED IN HENRICO'S BROOKLAND DISTRICT IN 2024

BROOKLAND  
POPULATION  
DEMOS



ETHNICITY

■ 88% Non-Hispanic

■ 12% Hispanic



GENDER

49% Male

51% Female

0% Unknown



■ Male ■ Female ■ Unknown

Category	Resident - Race	Non-Resident - Race	Gender Resident and Non-Resident
CRIMINAL SUMMONS ARRESTEES	<div><div></div><div></div><div></div><div></div></div> <div><div>.4%</div><div>18.8%</div><div>22.7%</div><div>1%</div></div>	<div><div></div><div></div></div> <div><div>.4%</div><div>31.8%</div><div>24.9%</div></div>	<div><div>61% Male</div><div>39% Female</div><div>0% Unknown</div></div> <div></div>
TRAFFIC SUMMONS ARRESTEES	<div><div></div><div></div><div></div><div></div><div></div><div></div></div> <div><div>3%</div><div>.02%</div><div>20.6%</div><div>.02%</div><div>36.3%</div><div>1.2%</div></div>	<div><div></div><div></div><div></div></div> <div><div>.6%</div><div>16%</div><div>21.8%</div><div>.5%</div></div>	<div><div>60% Male</div><div>40% Female</div><div>0% Unknown</div></div> <div></div>
TRAFFIC WARNING ADVISEES	<div><div></div><div></div><div></div><div></div></div> <div><div>2.8%</div><div>16.4%</div><div>27.4%</div><div>1.6%</div></div>	<div><div></div><div></div><div></div></div> <div><div>1.7%</div><div>19%</div><div>29.4%</div><div>1.7%</div></div>	<div><div>61% Male</div><div>39% Female</div><div>.1% Unknown</div></div> <div></div>

Henrico Police data from January 1, 2024-December 31, 2024; Population data from U.S. Census [ACS 5YR Estimates, V2023 data]

#### Criminal Summons Arrestee

A person receives a criminal summons to appear in court and is released on their own recognizance. An arrestee can have multiple charges.

#### Traffic Summons Arrestee

A person is issued a traffic summons to appear in court, but not taken into custody. An arrestee can have multiple summonses.

#### Traffic Warning Advisee

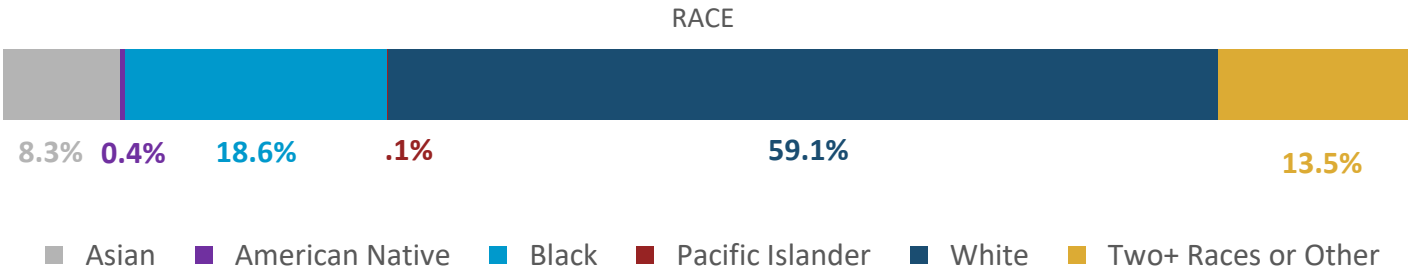
A person is stopped for a traffic infraction and the officer decides a warning is sufficient.



# BROOKLAND DISTRICT

## DEMOGRAPHICS OF PEOPLE ARRESTED, CHARGED OR ADVISED IN HENRICO'S BROOKLAND DISTRICT IN 2024

BROOKLAND  
POPULATION  
DEMOS



ETHNICITY

■ 88% Non-Hispanic

■ 12% Hispanic



GENDER

49% Male

51% Female

0% Unknown



■ Male ■ Female ■ Unknown

Category	Resident - Ethnicity	Non-Resident - Ethnicity	Gender Resident and Non-Resident
CRIMINAL SUMMONS ARRESTEES	<div><div>Hispanic</div><div>Non-Hispanic</div></div> <div><div>6.9%</div><div>36.1%</div></div>	<div><div>Hispanic</div><div>Non-Hispanic</div></div> <div><div>3.2%</div><div>53.8%</div></div>	<div><div>61% Male</div><div>39% Female</div><div>0% Unknown</div></div> <div></div>
TRAFFIC SUMMONS ARRESTEES	<div><div>Hispanic</div><div>Non-Hispanic</div></div> <div><div>12.9%</div><div>48.2%</div></div>	<div><div>Hispanic</div><div>Non-Hispanic</div></div> <div><div>4.5%</div><div>34.4%</div></div>	<div><div>60% Male</div><div>40% Female</div><div>0% Unknown</div></div> <div></div>
TRAFFIC WARNING ADVISEES	<div><div>Hispanic</div><div>Non-Hispanic</div></div> <div><div>3.2%</div><div>45.0%</div></div>	<div><div>Hispanic</div><div>Non-Hispanic</div></div> <div><div>5%</div><div>46.8%</div></div>	<div><div>61% Male</div><div>39% Female</div><div>.1% Unknown</div></div> <div></div>

Henrico Police data from January 1, 2024-December 31, 2024; Population data from U.S. Census [ACS 5YR Estimates, V2023 data]

### Criminal Summons Arrestee

A person receives a criminal summons to appear in court and is released on their own recognizance. An arrestee can have multiple charges.

### Traffic Summons Arrestee

A person is issued a traffic summons to appear in court, but not taken into custody. An arrestee can have multiple summonses.

### Traffic Warning Advisee

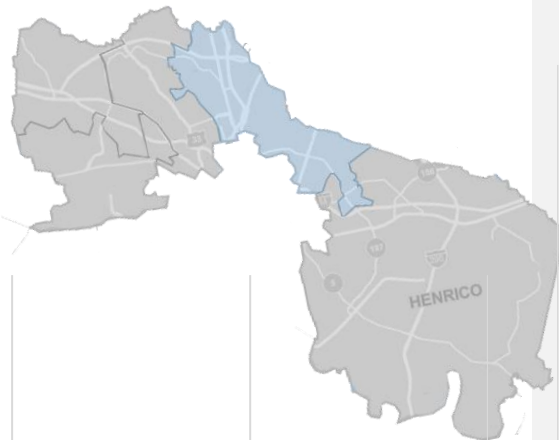
A person is stopped for a traffic infraction and the officer decides a warning is sufficient.



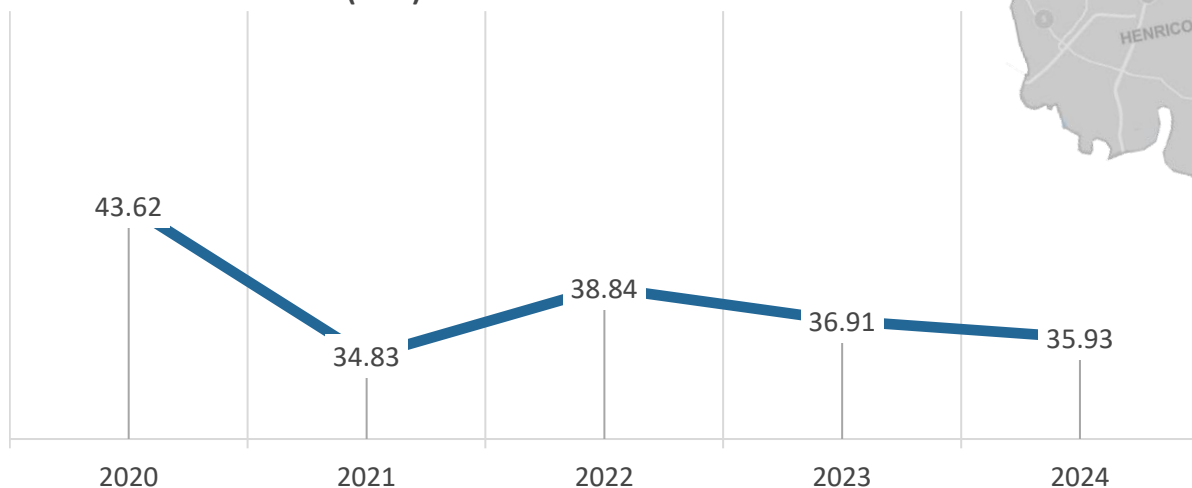


## 2024 HENRICO POLICE CRIME STATISTICS

### FAIRFIELD DISTRICT



#### FAIRFIELD DISTRICT PART I CRIME RATE, 2020-2024 UNIFORM CRIME REPORT (UCR) METHOD



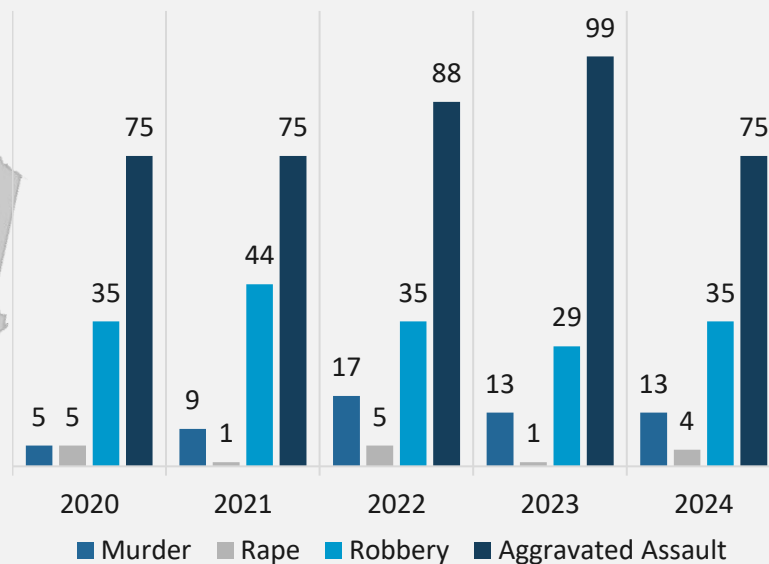
#### FAIRFIELD DISTRICT POPULATION

47% MALE | 53% FEMALE

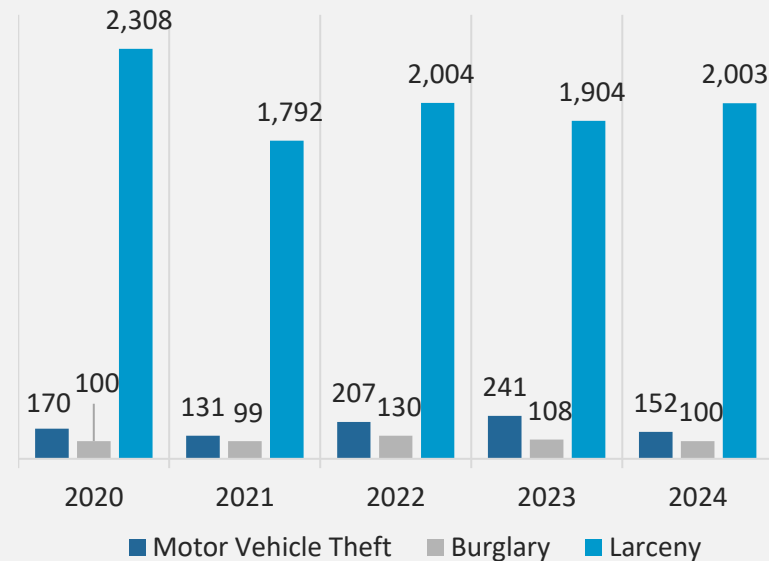
RACE	CENSUS ESTIMATE	% TOTAL
Asian	2,640	4%
American Native	143	.2%
Black	41,583	62.4%
Pacific Islander	0	0%
White	16,872	25.3%
Two+ Races or Other	5,388	8.1%
ETHNICITY	CENSUS ESTIMATE	% TOTAL
Hispanic	3,454	5%
Non-Hispanic	63,172	95%
<b>TOTAL POPULATION</b>	<b>66,626</b>	

Source: Henrico Police Records Unit; US Census [ACS 5YR Estimates, V2023 data] | Annual data reports are run annually on January 15.

#### FAIRFIELD DISTRICT PART I VIOLENT CRIMES PER CALENDAR YEAR, 2020-2024



#### FAIRFIELD DISTRICT PART I NON-VIOLENT CRIMES PER CALENDAR YEAR, 2020-2024

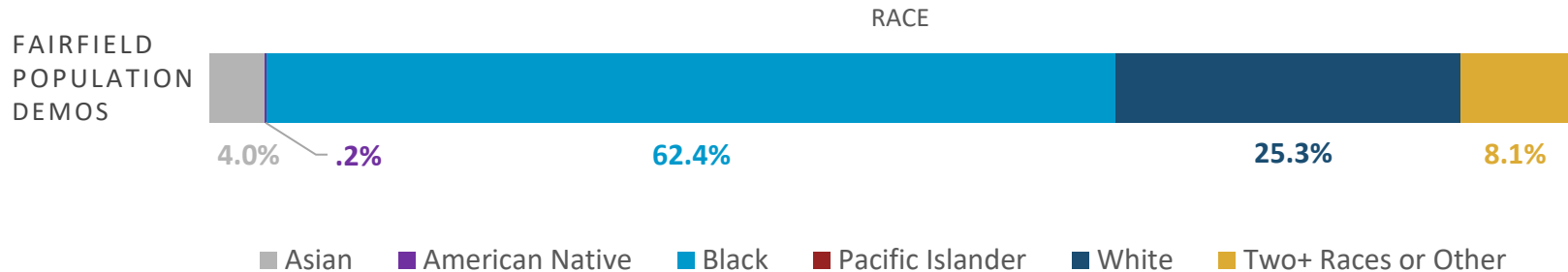


HENRICO.GOV/POLICE



## FAIRFIELD DISTRICT

### DEMOGRAPHICS OF PEOPLE ARRESTED, CHARGED OR ADVISED IN HENRICO'S FAIRFIELD DISTRICT IN 2024



#### ETHNICITY

■ 95% Non-Hispanic

■ 5% Hispanic



#### GENDER

47% Male

53% Female

0% Unknown



■ Male ■ Female ■ Unknown

Category	Resident - Race	Non-Resident - Race	Gender Resident and Non-Resident
CRIMINAL SUMMONS ARRESTEES	<div><div></div><div></div><div></div><div></div></div> <div>1.1%35.6%12.8%.7%</div>	<div><div></div><div></div></div> <div>.2%34.1%15.6%</div>	56% Male 44% Female 0% Unknown <div><div></div><div></div></div>
TRAFFIC SUMMONS ARRESTEES	<div><div></div><div></div><div></div><div></div><div></div></div> <div>.9%.1%40.2%13.5%.7%</div>	<div><div></div><div></div><div></div><div></div><div></div></div> <div>.3%.02%28.3%.02%15.5%.4%</div>	56% Male 44% Female 0% Unknown <div><div></div><div></div></div>
TRAFFIC WARNING ADVISEES	<div><div></div><div></div><div></div><div></div></div> <div>.6%33.3%10.7%1.0%</div>	<div><div></div><div></div><div></div><div></div></div> <div>.6%35.5%16.3%2.0%</div>	58% Male 41% Female .1% Unknown <div><div></div><div></div></div>

Henrico Police data from January 1, 2024-December 31, 2024; Population data from U.S. Census [ACS 5YR Estimates, V2023 data]

#### Criminal Summons Arrestee

A person receives a criminal summons to appear in court and is released on their own recognizance. An arrestee can have multiple charges.

#### Traffic Summons Arrestee

A person is issued a traffic summons to appear in court, but not taken into custody. An arrestee can have multiple summonses.

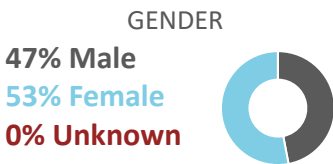
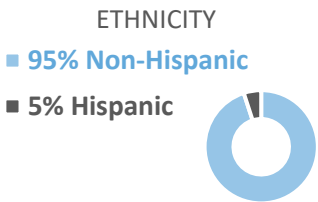
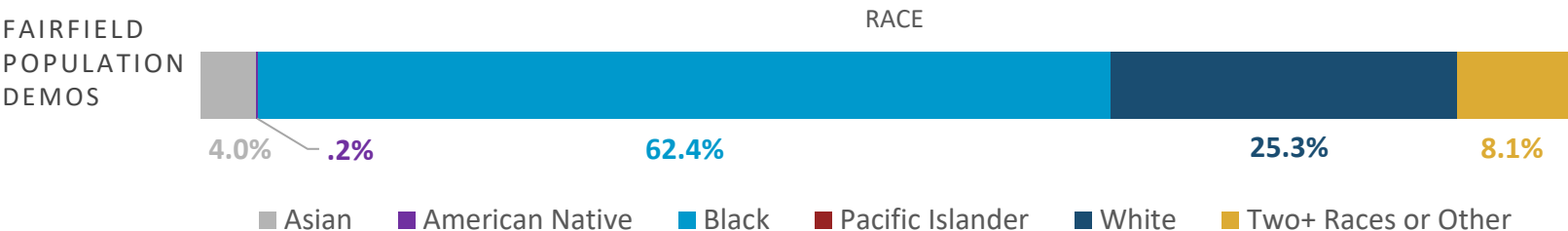
#### Traffic Warning Advisee

A person is stopped for a traffic infraction and the officer decides a warning is sufficient.



# FAIRFIELD DISTRICT

## DEMOGRAPHICS OF PEOPLE ARRESTED, CHARGED OR ADVISED IN HENRICO'S FAIRFIELD DISTRICT IN 2024



■ Male ■ Female ■ Unknown

Category	Resident - Ethnicity	Non-Resident - Ethnicity	Gender Resident and Non-Resident
CRIMINAL SUMMONS ARRESTEES	<div><div>Hispanic</div><div>Non-Hispanic</div></div> <div><div>2.8%</div><div>47.4%</div></div>	<div><div>Hispanic</div><div>Non-Hispanic</div></div> <div><div>2.8%</div><div>47%</div></div>	56% Male 44% Female 0% Unknown
TRAFFIC SUMMONS ARRESTEES	<div><div>Hispanic</div><div>Non-Hispanic</div></div> <div><div>3.6%</div><div>51.8%</div></div>	<div><div>Hispanic</div><div>Non-Hispanic</div></div> <div><div>3.2%</div><div>41.5%</div></div>	56% Male 44% Female 0% Unknown
TRAFFIC WARNING ADVISEES	<div><div>Hispanic</div><div>Non-Hispanic</div></div> <div><div>1.9%</div><div>43.6%</div></div>	<div><div>Hispanic</div><div>Non-Hispanic</div></div> <div><div>2.9%</div><div>51.5%</div></div>	58% Male 42% Female 0% Unknown

Henrico Police data from January 1, 2024-December 31, 2024; Population data from U.S. Census [ACS 5YR Estimates, V2023 data]

**Criminal Summons Arrestee**  
A person receives a criminal summons to appear in court and is released on their own recognizance. An arrestee can have multiple charges.

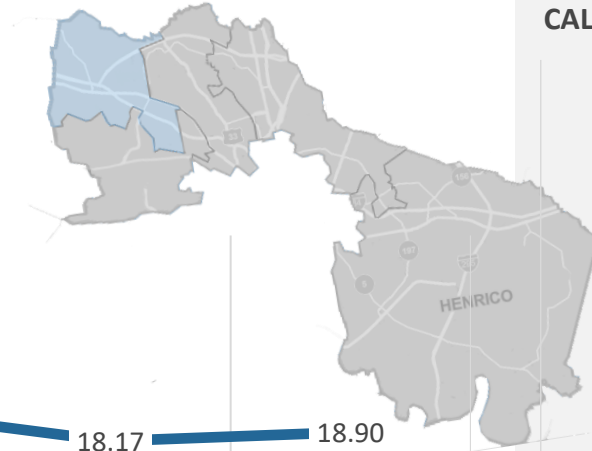
**Traffic Summons Arrestee**  
A person is issued a traffic summons to appear in court, but not taken into custody. An arrestee can have multiple summonses.

**Traffic Warning Advisee**  
A person is stopped for a traffic infraction and the officer decides a warning is sufficient.

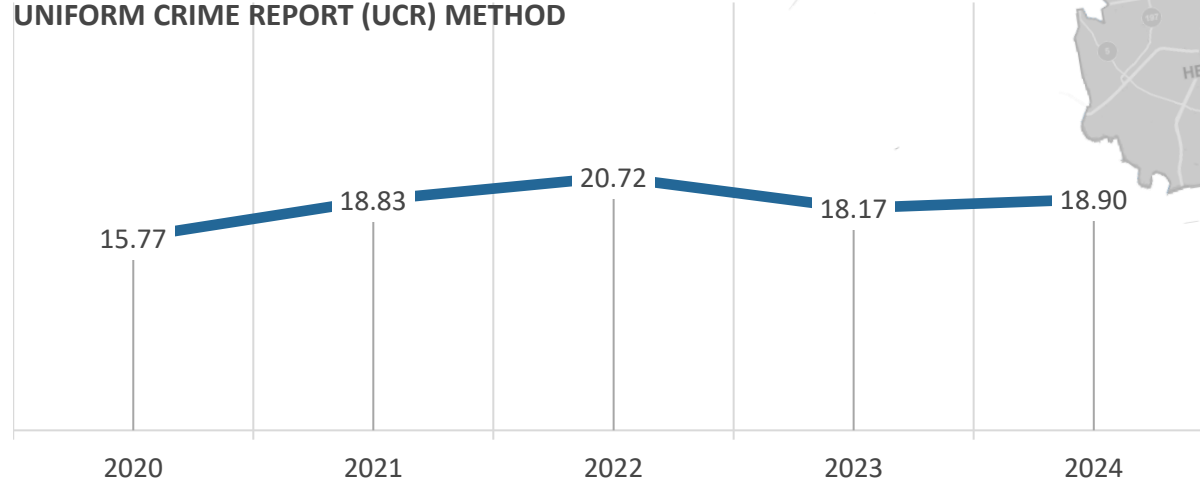


## 2024 HENRICO POLICE CRIME STATISTICS

### THREE CHOPT DISTRICT



#### THREE CHOPT DISTRICT PART I CRIME RATE, 2020-2024 UNIFORM CRIME REPORT (UCR) METHOD



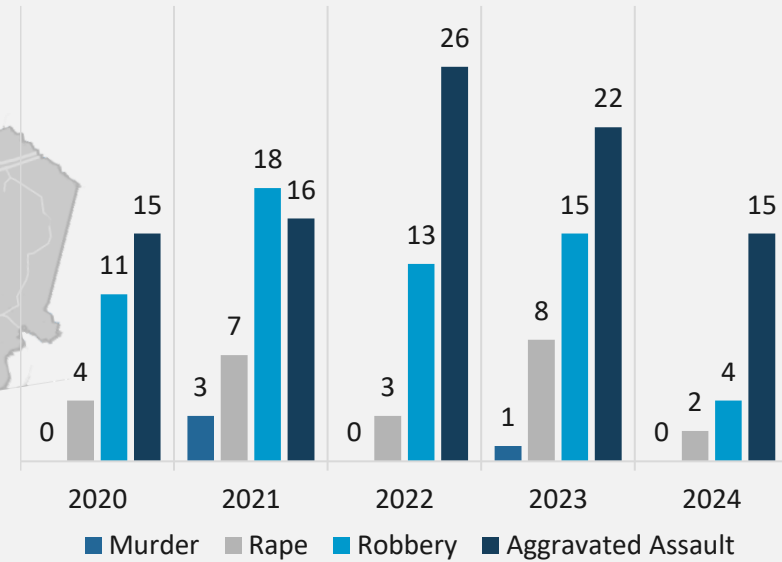
#### THREE CHOPT DISTRICT POPULATION DEMOGRAPHICS

49% MALE | 51% FEMALE

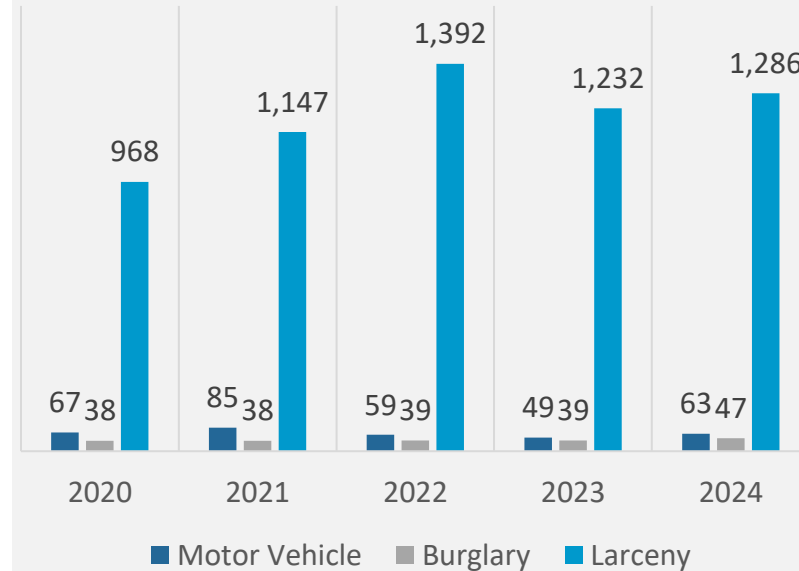
RACE	CENSUS ESTIMATES	% TOTAL
Asian	19,049	25.3%
American Native	188	.3%
Black	6,044	8%
Pacific Islander	14	.1%
White	43,782	58.2%
Two+ Races or Other	6,102	8.1%
ETHNICITY	CENSUS ESTIMATES	% TOTAL
Hispanic or Latino	4,266	6%
Non-Hispanic	70,913	94%
<b>TOTAL POPULATION</b>	<b>75,179</b>	

Source: Henrico Police Records Unit; US Census [ACS 5YR Estimates, V2023 data] | Annual data reports are run annually on January 15.

#### THREE CHOPT DISTRICT PART I VIOLENT CRIMES PER CALENDAR YEAR, 2020-2024



#### THREE CHOPT DISTRICT PART I NON-VIOLENT CRIMES PER CALENDAR YEAR, 2020-2024

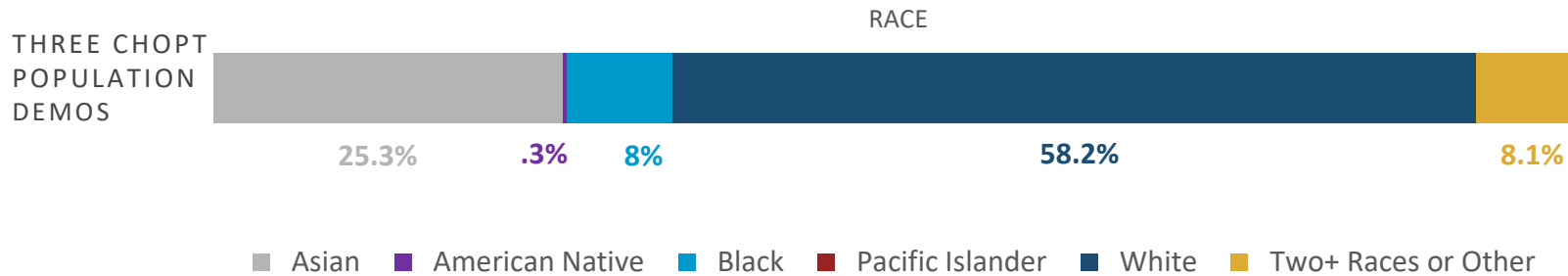


HENRICO.GOV/POLICE



## THREE CHOPT DISTRICT

### DEMOGRAPHICS OF PEOPLE ARRESTED, CHARGED OR ADVISED IN HENRICO'S THREE CHOPT DISTRICT IN 2024



#### ETHNICITY

■ 94% Non-Hispanic

■ 6% Hispanic



#### GENDER

49% Male

51% Female

0% Unknown



■ Male ■ Female ■ Unknown

Category	Resident - Race	Non-Resident - Race	Gender Resident and Non-Resident																										
CRIMINAL SUMMONS ARRESTEES	<table><tr><th>RACE</th><th>Percentage</th></tr><tr><td>Asian</td><td>4%</td></tr><tr><td>Black</td><td>15.8%</td></tr><tr><td>White</td><td>28.5%</td></tr></table>	RACE	Percentage	Asian	4%	Black	15.8%	White	28.5%	<table><tr><th>RACE</th><th>Percentage</th></tr><tr><td>Asian</td><td>.8%</td></tr><tr><td>Black</td><td>22.1%</td></tr><tr><td>White</td><td>28.8%</td></tr></table>	RACE	Percentage	Asian	.8%	Black	22.1%	White	28.8%	48% Male 52% Female 0% Unknown										
RACE	Percentage																												
Asian	4%																												
Black	15.8%																												
White	28.5%																												
RACE	Percentage																												
Asian	.8%																												
Black	22.1%																												
White	28.8%																												
TRAFFIC SUMMONS ARRESTEES	<table><tr><th>RACE</th><th>Percentage</th></tr><tr><td>Asian</td><td>6.8%</td></tr><tr><td>American Native</td><td>.02%</td></tr><tr><td>Black</td><td>14.7%</td></tr><tr><td>White</td><td>38.7%</td></tr><tr><td>Two+ Races or Other</td><td>1%</td></tr></table>	RACE	Percentage	Asian	6.8%	American Native	.02%	Black	14.7%	White	38.7%	Two+ Races or Other	1%	<table><tr><th>RACE</th><th>Percentage</th></tr><tr><td>Asian</td><td>1.1%</td></tr><tr><td>American Native</td><td>.02%</td></tr><tr><td>Black</td><td>13.1%</td></tr><tr><td>Pacific Islander</td><td>.04%</td></tr><tr><td>White</td><td>24.2%</td></tr><tr><td>Two+ Races or Other</td><td>.3%</td></tr></table>	RACE	Percentage	Asian	1.1%	American Native	.02%	Black	13.1%	Pacific Islander	.04%	White	24.2%	Two+ Races or Other	.3%	56% Male 44% Female 0% Unknown
RACE	Percentage																												
Asian	6.8%																												
American Native	.02%																												
Black	14.7%																												
White	38.7%																												
Two+ Races or Other	1%																												
RACE	Percentage																												
Asian	1.1%																												
American Native	.02%																												
Black	13.1%																												
Pacific Islander	.04%																												
White	24.2%																												
Two+ Races or Other	.3%																												
TRAFFIC WARNING ADVISEES	<table><tr><th>RACE</th><th>Percentage</th></tr><tr><td>Asian</td><td>4%</td></tr><tr><td>Black</td><td>13.1%</td></tr><tr><td>White</td><td>31.1%</td></tr><tr><td>Two+ Races or Other</td><td>1.6%</td></tr></table>	RACE	Percentage	Asian	4%	Black	13.1%	White	31.1%	Two+ Races or Other	1.6%	<table><tr><th>RACE</th><th>Percentage</th></tr><tr><td>Asian</td><td>2%</td></tr><tr><td>Black</td><td>15.7%</td></tr><tr><td>White</td><td>30.2%</td></tr><tr><td>Two+ Races or Other</td><td>1.5%</td></tr></table>	RACE	Percentage	Asian	2%	Black	15.7%	White	30.2%	Two+ Races or Other	1.5%	58% Male 42% Female .2% Unknown						
RACE	Percentage																												
Asian	4%																												
Black	13.1%																												
White	31.1%																												
Two+ Races or Other	1.6%																												
RACE	Percentage																												
Asian	2%																												
Black	15.7%																												
White	30.2%																												
Two+ Races or Other	1.5%																												

Henrico Police data from January 1, 2024-December 31, 2024; Population data from U.S. Census [ACS 5YR Estimates, V2023 data]

#### Criminal Summons Arrestee

A person receives a criminal summons to appear in court and is released on their own recognizance. An arrestee can have multiple charges.

#### Traffic Summons Arrestee

A person is issued a traffic summons to appear in court, but not taken into custody. An arrestee can have multiple summonses.

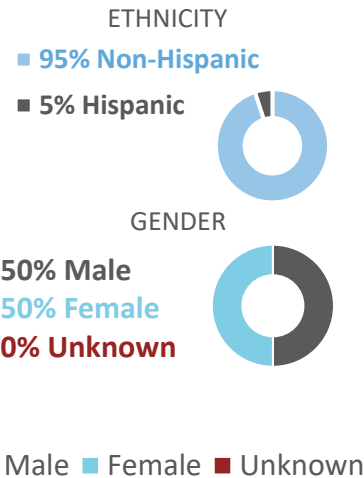
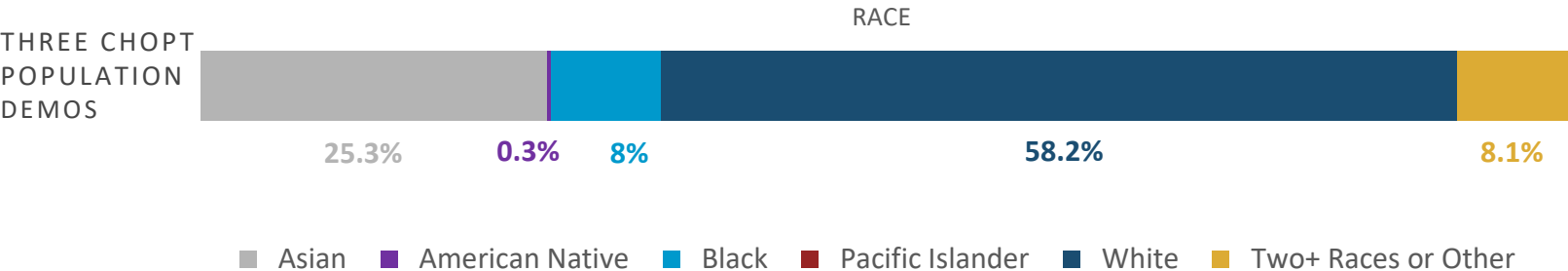
#### Traffic Warning Advisee

A person is stopped for a traffic infraction and the officer decides a warning is sufficient.



# THREE CHOPT DISTRICT

## DEMOGRAPHICS OF PEOPLE ARRESTED, CHARGED OR ADVISED IN HENRICO'S THREE CHOPT DISTRICT IN 2024



Category	Resident - Ethnicity	Non-Resident - Ethnicity	Gender Resident and Non-Resident
CRIMINAL SUMMONS ARRESTEES	<div><div>Hispanic</div><div>Non-Hispanic</div></div> <div><div>4%</div><div>44.3%</div></div>	<div><div>Hispanic</div><div>Non-Hispanic</div></div> <div><div>5.9%</div><div>45.8%</div></div>	<div><div>48% Male</div><div>52% Female</div><div>0% Unknown</div></div> <div></div>
TRAFFIC SUMMONS ARRESTEES	<div><div>Hispanic</div><div>Non-Hispanic</div></div> <div><div>6.8%</div><div>54.5%</div></div>	<div><div>Hispanic</div><div>Non-Hispanic</div></div> <div><div>3.7%</div><div>35%</div></div>	<div><div>56% Male</div><div>44% Female</div><div>.0% Unknown</div></div> <div></div>
TRAFFIC WARNING ADVISEES	<div><div>Hispanic</div><div>Non-Hispanic</div></div> <div><div>3.1%</div><div>47.5%</div></div>	<div><div>Hispanic</div><div>Non-Hispanic</div></div> <div><div>3.3%</div><div>46.1%</div></div>	<div><div>57% Male</div><div>42% Female</div><div>.2% Unknown</div></div> <div></div>

Henrico Police data from January 1, 2024-December 31, 2024; Population data from U.S. Census [ACS 5YR Estimates, V2023 data]

**Criminal Summons Arrestee**  
A person receives a criminal summons to appear in court and is released on their own recognizance. An arrestee can have multiple charges.

**Traffic Summons Arrestee**  
A person is issued a traffic summons to appear in court, but not taken into custody. An arrestee can have multiple summonses.

**Traffic Warning Advisee**  
A person is stopped for a traffic infraction and the officer decides a warning is sufficient.

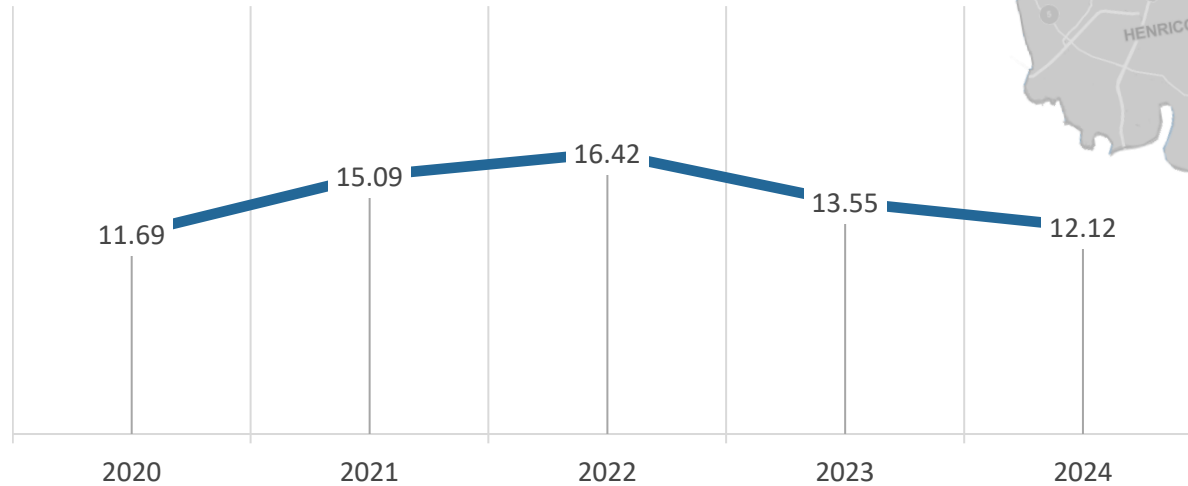


## 2024 HENRICO POLICE CRIME STATISTICS

### TUCKAHOE DISTRICT



#### TUCKAHOE DISTRICT PART I CRIME RATE, 2020-2024 UNIFORM CRIME REPORT (UCR) METHOD



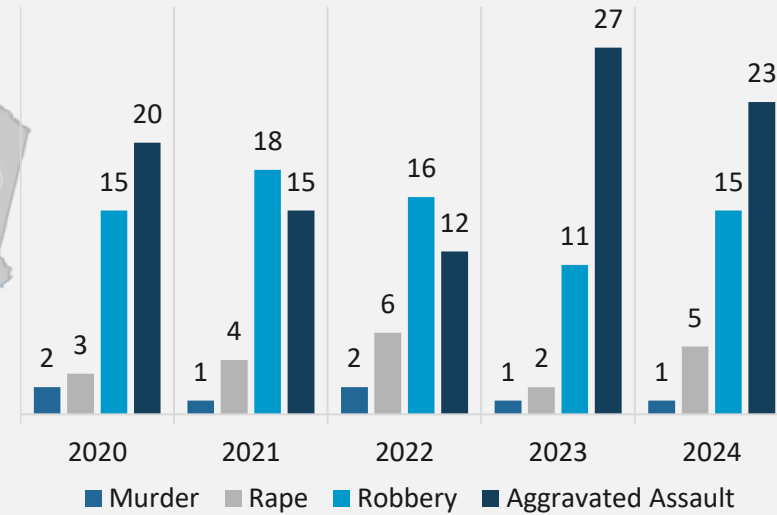
#### TUCKAHOE DISTRICT POPULATION DEMOGRAPHICS

47% MALE | 53% FEMALE

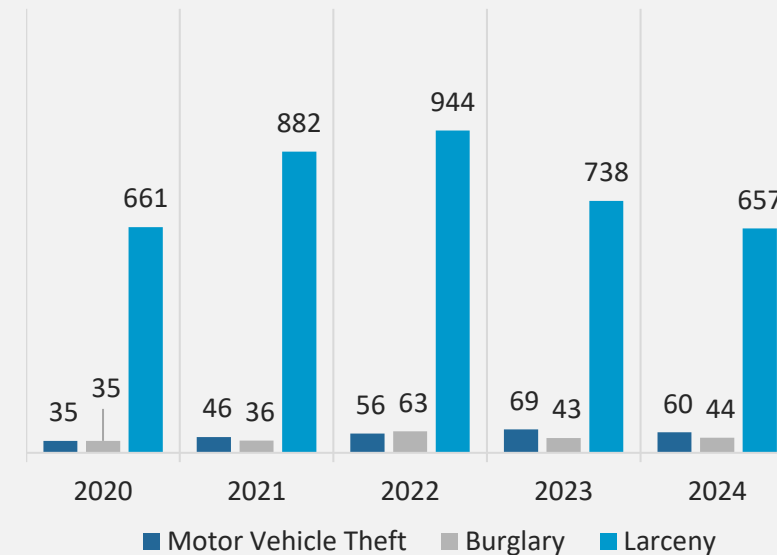
RACE	CENSUS ESTIMATES	% TOTAL
Asian	3,754	5.6%
American Native	80	.1%
Black	7,222	10.9%
Pacific Islander	30	.1%
White	48,461	72.9%
Two+ Races or Other	6,961	10.5%
ETHNICITY	CENSUS ESTIMATES	% TOTAL
Hispanic or Latino	4,623	7%
Non-Hispanic	61,885	93%
<b>TOTAL POPULATION</b>	<b>66,508</b>	

Source: Henrico Police Records Unit; US Census [ACS 5YR Estimates, V2022 data] | Annual data reports are run annually on January 15.

#### TUCKAHOE DISTRICT PART I VIOLENT CRIMES PER CALENDAR YEAR, 2020-2024



#### TUCKAHOE DISTRICT PART I NON-VIOLENT CRIMES PER CALENDAR YEAR, 2020-2024



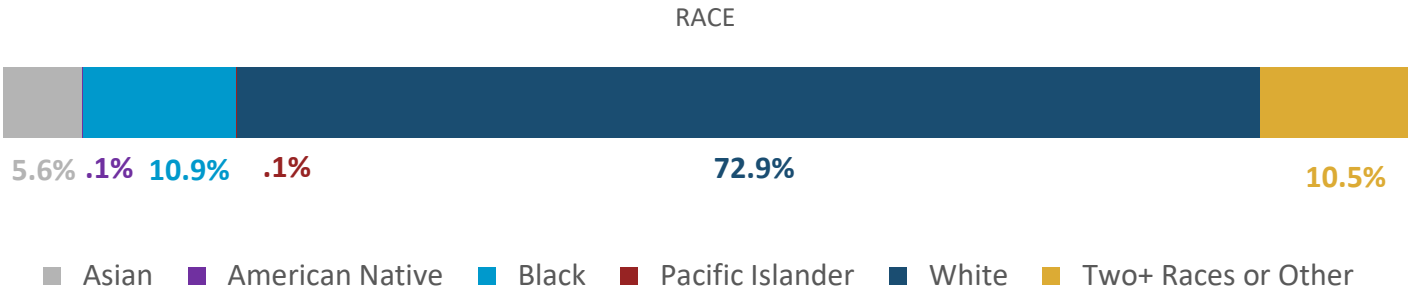
[HENRICO.GOV/POLICE](https://henrico.gov/police)



# TUCKAHOE DISTRICT

## DEMOGRAPHICS OF PEOPLE ARRESTED, CHARGED OR ADVISED IN HENRICO'S TUCKAHOE DISTRICT IN 2024

TUCKAHOE  
POPULATION  
DEMOS



ETHNICITY

■ 93% Non-Hispanic  
■ 7% Hispanic



GENDER

47% Male  
53% Female  
0% Unknown



■ Male ■ Female ■ Unknown

Category	Resident - Race	Non-Resident - Race	Gender Resident and Non-Resident
CRIMINAL SUMMONS ARRESTEES	<div><div></div><div></div><div></div></div> <div>2% 13.9% 37.3%</div>	<div><div></div><div></div><div></div></div> <div>1% 22.4% 23.4%</div>	57% Male 43% Female 0% Unknown
TRAFFIC SUMMONS ARRESTEES	<div><div></div><div></div><div></div><div></div><div></div></div> <div>2% 14.6% .03% 40.9% .8%</div>	<div><div></div><div></div><div></div><div></div><div></div></div> <div>.9% 15.4% 25% .3%</div>	58% Male 42% Female 0% Unknown
TRAFFIC WARNING ADVISEES	<div><div></div><div></div><div></div><div></div><div></div></div> <div>1.9% 13.3% 28% 1.1%</div>	<div><div></div><div></div><div></div><div></div><div></div></div> <div>1.2% 22% 31.3% 1.2%</div>	55.5% Male 44.4% Female .1% Unknown

Henrico Police data from January 1, 2024-December 31, 2024; Population data from U.S. Census [ACS 5YR Estimates, V2023 data]

**Criminal Summons Arrestee**

A person receives a criminal summons to appear in court and is released on their own recognizance. An arrestee can have multiple charges.

**Traffic Summons Arrestee**

A person is issued a traffic summons to appear in court, but not taken into custody. An arrestee can have multiple summonses.

**Traffic Warning Advisee**

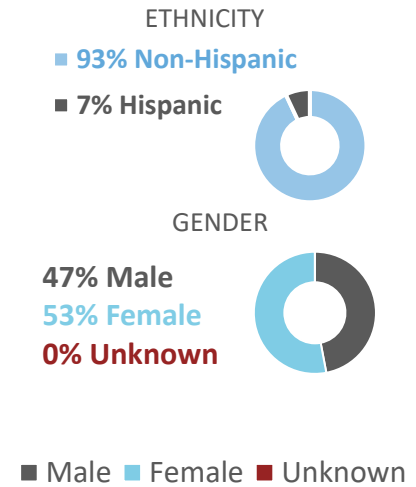
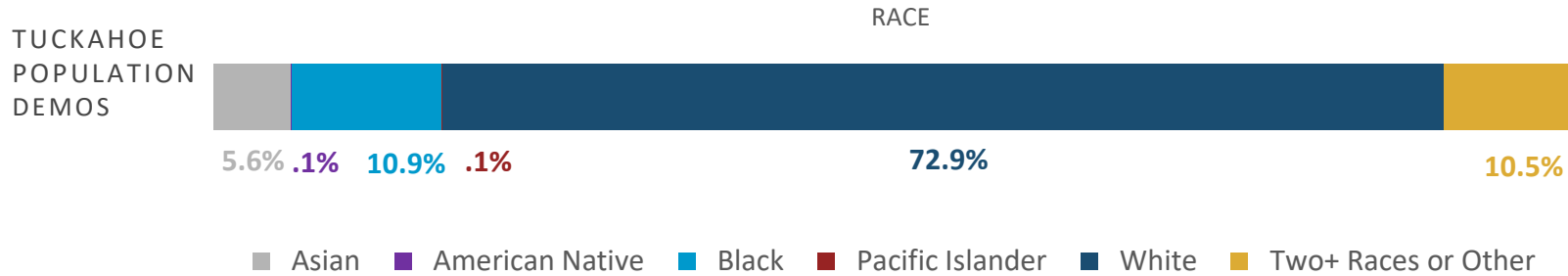
A person is stopped for a traffic infraction and the officer decides a warning is sufficient.





# TUCKAHOE DISTRICT

## DEMOGRAPHICS OF PEOPLE ARRESTED, CHARGED OR ADVISED IN HENRICO'S TUCKAHOE DISTRICT IN 2024



Category	Resident - Ethnicity	Non-Resident - Ethnicity	Gender Resident and Non-Resident
CRIMINAL SUMMONS ARRESTEES	<div><div>Hispanic</div><div>Non-Hispanic</div></div> <div>17.4%35.8%</div>	<div><div>Hispanic</div><div>Non-Hispanic</div></div> <div>9.5%37.3%</div>	<div>61% Male 39% Female 0% Unknown</div> <div></div>
TRAFFIC SUMMONS ARRESTEES	<div><div>Hispanic</div><div>Non-Hispanic</div></div> <div>11.6%46.8%</div>	<div><div>Hispanic</div><div>Non-Hispanic</div></div> <div>5.9%35.7%</div>	<div>59% Male 41% Female 0% Unknown</div> <div></div>
TRAFFIC WARNING ADVISEES	<div><div>Hispanic</div><div>Non-Hispanic</div></div> <div>4%40.4%</div>	<div><div>Hispanic</div><div>Non-Hispanic</div></div> <div>4.3%51.3%</div>	<div>56% Male 44% Female .1% Unknown</div> <div></div>

Henrico Police data from January 1, 2024-December 31, 2024; Population data from U.S. Census [ACS 5YR Estimates, V2023 data]

**Criminal Summons Arrestee**

A person receives a criminal summons to appear in court and is released on their own recognizance. An arrestee can have multiple charges.

**Traffic Summons Arrestee**

A person is issued a traffic summons to appear in court, but not taken into custody. An arrestee can have multiple summonses.

**Traffic Warning Advisee**

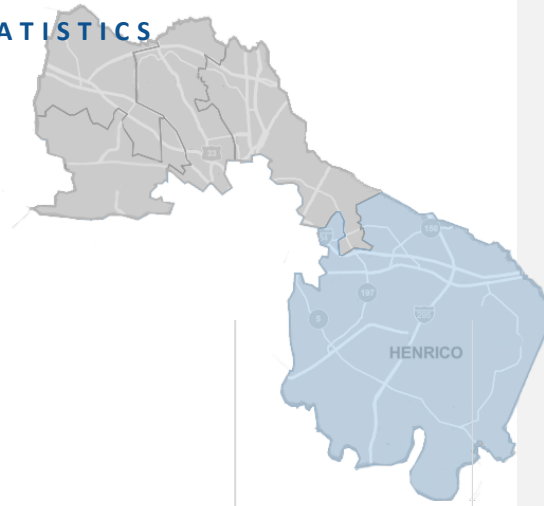
A person is stopped for a traffic infraction and the officer decides a warning is sufficient.

HENRICO.GOV/POLICE

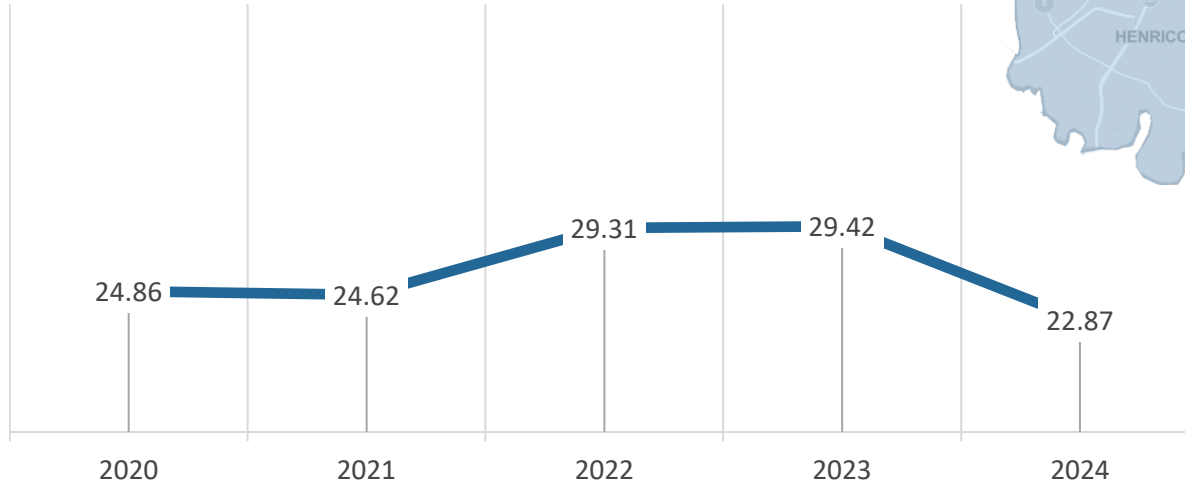


## 2024 HENRICO POLICE CRIME STATISTICS

### VARINA DISTRICT



#### VARINA DISTRICT PART I CRIME RATE, 2020-2024 UNIFORM CRIME REPORT (UCR) METHOD



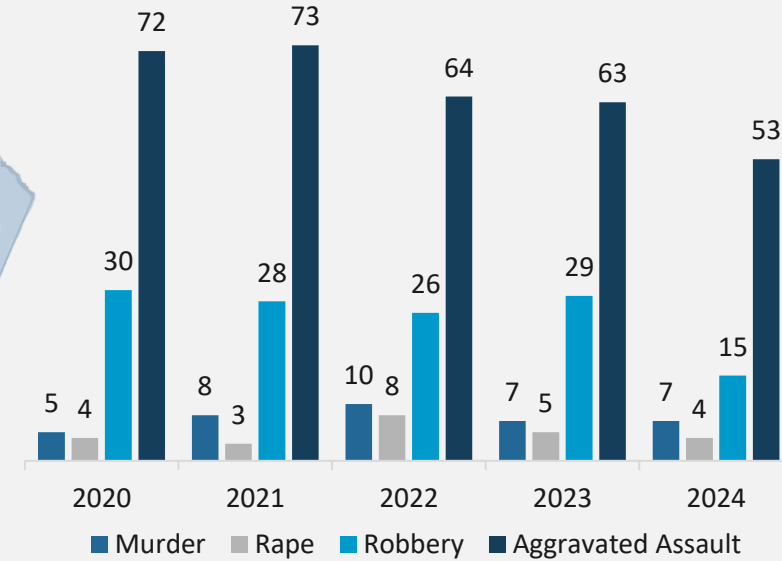
#### VARINA DISTRICT POPULATION

46% MALE | 54% FEMALE

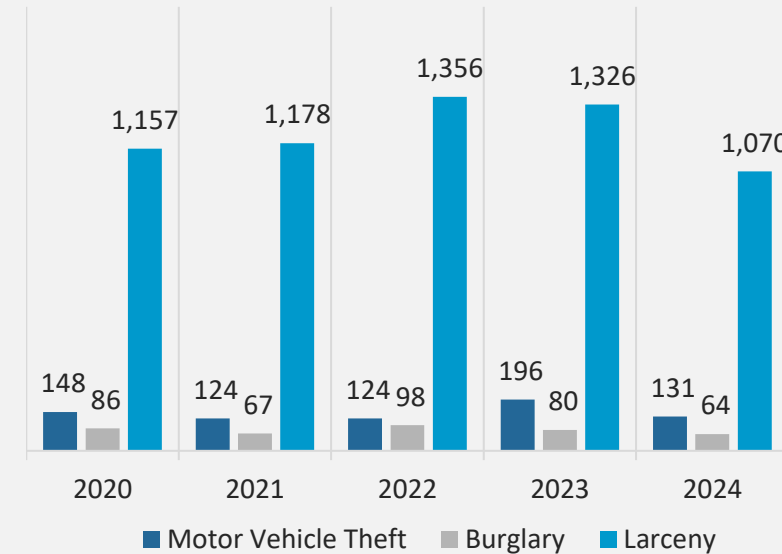
RACE & ETHNICITY	CENSUS ESTIMATES	% TOTAL
Asian	723	1.2%
American Native	105	.2%
Black	31,891	53.8%
Pacific Islander	29	.1%
White	22,976	38.8%
Two+ Races or Other	3,562	6%
ETHNICITY	CENSUS ESTIMATES	% TOTAL
Hispanic or Latino	2,310	3.9%
Non-Hispanic	56,976	96.1%
<b>TOTAL POPULATION</b>	<b>59,286</b>	

Source: Henrico Police Records Unit; US Census (ACS 5YR Estimates, V2023 data) | Annual data reports are run annually on January 15.

#### VARINA DISTRICT PART I VIOLENT CRIMES PER CALENDAR YEAR, 2020-2024



#### VARINA DISTRICT PART I NON-VIOLENT CRIMES PER CALENDAR YEAR, 2020-2024

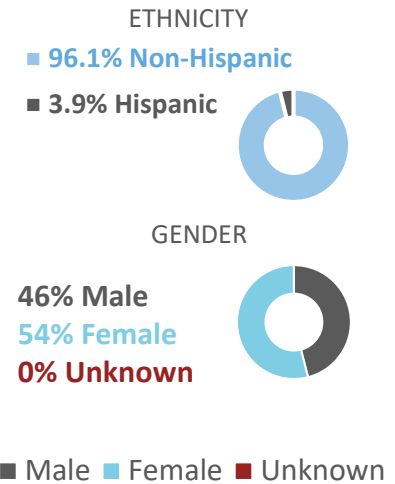
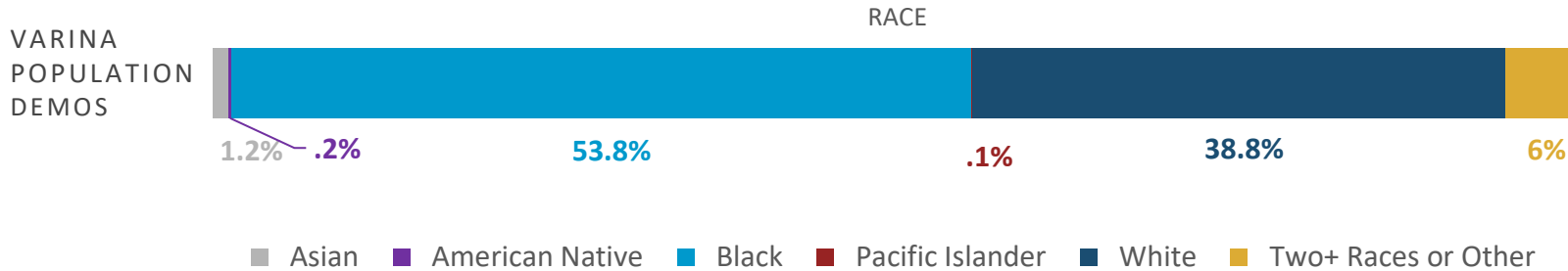


HENRICO.GOV/POLICE



# VARINA DISTRICT

## DEMOGRAPHICS OF PEOPLE ARRESTED, CHARGED OR ADVISED IN HENRICO'S VARINA DISTRICT IN 2024



Category	Resident - Race	Non-Resident - Race	Gender Resident and Non-Resident
CRIMINAL SUMMONS ARRESTEES	<p>37.2% 15.7% 1%</p>	<p>38.2% 7.5% .3%</p>	<p>60% Male 39% Female .3% Unknown</p>
TRAFFIC SUMMONS ARRESTEES	<p>.3% 40% .04% 13.8% .6%</p>	<p>.4% 28.3% .02% 15.9% .9%</p>	<p>58% Male 42% Female 0% Unknown</p>
TRAFFIC WARNING ADVISEES	<p>.1% 37.9% .06% 8.7% 3.1%</p>	<p>.06% 31.2% 12.8% 6%</p>	<p>63% Male 37% Female .1% Unknown</p>

Henrico Police data from January 1, 2024-December 31, 2024; Population data from U.S. Census [ACS 5YR Estimates, V2023 data]

**Criminal Summons Arrestee**  
A person receives a criminal summons to appear in court and is released on their own recognizance. An arrestee can have multiple charges.

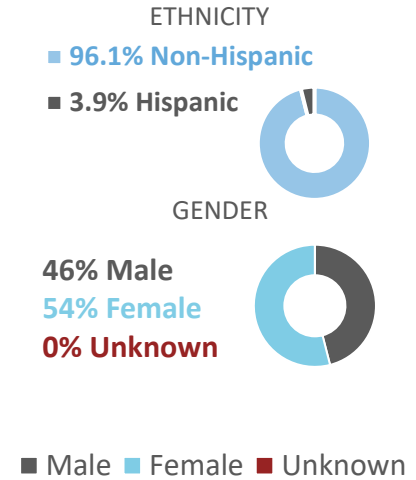
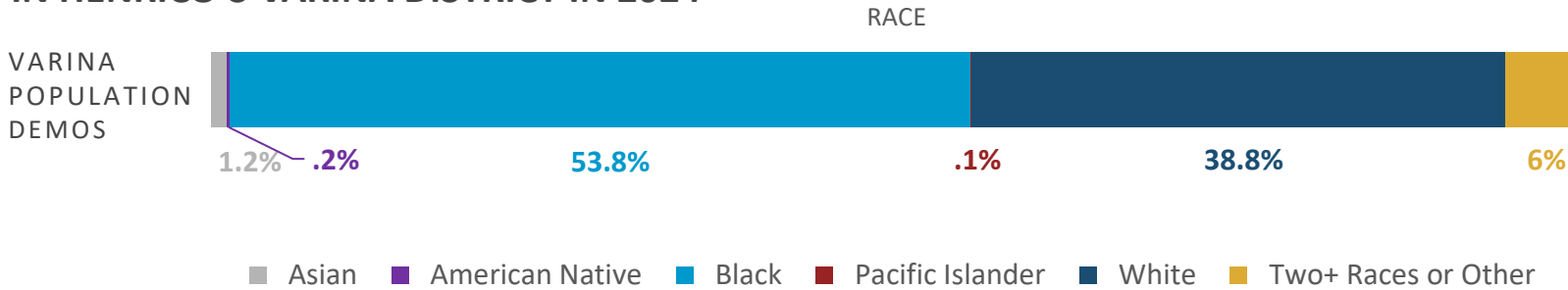
**Traffic Summons Arrestee**  
A person is issued a traffic summons to appear in court, but not taken into custody. An arrestee can have multiple summonses.

**Traffic Warning Advisee**  
A person is stopped for a traffic infraction and the officer decides a warning is sufficient.



# VARINA DISTRICT

## DEMOGRAPHICS OF PEOPLE ARRESTED, CHARGED OR ADVISED IN HENRICO'S VARINA DISTRICT IN 2024



Category	Resident - Ethnicity	Non-Resident - Ethnicity	Gender Resident and Non-Resident
CRIMINAL SUMMONS ARRESTEES	<div><div>Hispanic</div><div>Non-Hispanic</div></div> <div><div>1.7%</div><div>52.2%</div></div>	<div><div>Hispanic</div><div>Non-Hispanic</div></div> <div><div>1.7%</div><div>44.4%</div></div>	<div><div>60% Male</div><div>40% Female</div><div>0% Unknown</div></div> <div></div>
TRAFFIC SUMMONS ARRESTEES	<div><div>Hispanic</div><div>Non-Hispanic</div></div> <div><div>2.9%</div><div>51.7%</div></div>	<div><div>Hispanic</div><div>Non-Hispanic</div></div> <div><div>4%</div><div>41.4%</div></div>	<div><div>58% Male</div><div>42% Female</div><div>0% Unknown</div></div> <div></div>
TRAFFIC WARNING ADVISEES	<div><div>Hispanic</div><div>Non-Hispanic</div></div> <div><div>.9%</div><div>48.8%</div></div>	<div><div>Hispanic</div><div>Non-Hispanic</div></div> <div><div>2.4%</div><div>47.7%</div></div>	<div><div>62% Male</div><div>38% Female</div><div>.1% Unknown</div></div> <div></div>

Henrico Police data from January 1, 2024-December 31, 2024; Population data from U.S. Census [ACS 5YR Estimates, V2023 data]

**Criminal Summons Arrestee**  
A person receives a criminal summons to appear in court and is released on their own recognizance. An arrestee can have multiple charges.

**Traffic Summons Arrestee**  
A person is issued a traffic summons to appear in court, but not taken into custody. An arrestee can have multiple summonses.

**Traffic Warning Advisee**  
A person is stopped for a traffic infraction and the officer decides a warning is sufficient.

**ONE TEAM. ONE COMMUNITY.  
SAFER TOGETHER**