



Henrico County, Virginia

2016-2017



Consolidated Annual Performance and Evaluation Report

Henrico County Department of Community Revitalization
December 21, 2017



Henrico County, Virginia

CDBG, HOME & ESG Programs

2016-2017 Annual Performance Report

Henrico County, Virginia

CDBG, HOME & ESG Programs

2016-2017 Annual Performance Report

Henrico County Department of Community Revitalization, December 21, 2017

Acknowledgements

The 2016-17 Annual Performance Report was prepared by the County of Henrico Department of Community Revitalization, Division of Community Development.

County of Henrico Board of Supervisors

Chair, Patricia O'Bannon, Tuckahoe
Vice Chairman, Frank Thornton, Fairfield
Courtney D. Lynch, Brookland
Thomas M. Branin, Three Chopt
Tyrone E. Nelson, Varina

John A. Vithoulikas, County Manager
Randall S. Silber, Deputy County Manager for Community Development

County of Henrico Department of Community Revitalization, Division of Community Development

S. Mark Strickler, Director of Community Revitalization
David Sacks, Community Development Manager
Scott Carter, HOME Program Manager
Geleene Goffena, AICP, CDBG Program Manager
Roy Props, Commercial Assistance Planner
Pat Nuckols, Account Clerk III
Elizabeth McKinsey, Intern III

Additional assistance provided by the U.S. Department of Housing and Urban Development
Richmond Field Office, Office of Community Planning and Development

Ronnie J. Legette, Director
P. Anthony Brinkman, Ph.D., CPD Representative

Preface

The County of Henrico is a recipient of federal Community Block Grant (CDBG), HOME Investment Partnerships (HOME), and Emergency Solutions Grant (ESG) annual entitlement funds through the U. S. Department of Housing and Urban Development (HUD). A requirement of receiving these funds is to submit to HUD, within 90 days of the end of the program year, a report assessing progress in meeting the goals and objectives established in the Consolidated Plan and specific accomplishments and expenditures during the program year. The Henrico County program year is from October 1 to September 30.

The official submission of the Consolidated Annual Performance and Evaluation Report (CAPER) is provided to HUD through the online *eCon Planning Suite* in HUD's Integrated Disbursement and Information System (IDIS). Henrico County's CAPER submission occurred on December 27, 2017.

This document provides a printed version of information submitted to HUD through IDIS. This document is not the official submission, rather it is a compilation of the on-line information submitted, using a data exporting function provided by IDIS. Once exported, that information was subsequently reformatted to accommodate errors in the IDIS export, to provide a more user-friendly document, and to make available key informational reports used by HUD in evaluating local government programs for the year. These reports are provided as attachments to this document. Beginning with the 2016-17 CAPER, data for persons served with ESG funds is no longer provided in Section CR-65, rather is developed through the Sage HMIS Reporting repository. A report from that system is provided directly to HUD. A copy of the report generated by that system is provided in the Appendix of this document.

Any questions about the CAPER can be directed to:

County of Henrico
Department of Community Revitalization
4062 Crockett Street
P.O. Box 90775
Henrico Virginia 23273-0775
804-501-7617
Revitalization@henrico.us

December 21, 2017

Table of Contents

CR-05 - Goals and Outcomes	1
CR-10 – Racial and Ethnic composition of families assisted	5
CR-15 – Resources and Investments.....	6
CR-20 - Affordable Housing.....	14
CR-25 - Homeless and Other Special Needs	16
CR-30 - Public Housing	18
CR-35 - Other Actions.....	19
CR-40 - Monitoring.....	23
CR-45 - CDBG.....	24
CR-50 - HOME	24
CR-60 - ESG.....	26
CR-65 - Persons Assisted	29
CR-70 – ESG - Assistance Provided and Outcomes	32
CR-75 – Expenditures	34
Attachments.....	36

CR-05 - Goals and Outcomes

Progress the jurisdiction has made in carrying out its strategic plan and its action plan.

91.520(a)

This could be an overview that includes major initiatives and highlights that were proposed and executed throughout the program year.

Henrico County, Virginia major accomplishments for PY2016-17 include the following:

- Affordable housing was provided to 79 households through moderate home rehabilitation, minor home repairs, development of new affordable housing, and down payment assistance.
- Homelessness prevention, case management, shelter, and rapid re-housing services were provided to 893 people*.
- Public service programs providing after-school programs, home maintenance workshops, and fair housing counseling or outreach were provided to 518 people.
- Economic development assistance resulted in the creation of 14 new jobs for low-income persons.

* The number of persons served differs from the total provided through the HUD Sage reporting system and itemized elsewhere in this CAPER. The 893 number represents only those served with Henrico County ESG funds. Sage reports are based on data in the HMIS system which includes persons served from sources other than Henrico County ESG funds. Data in this CAPER on accomplishments resulting from the expenditure of ESG funds may be reported by either persons, households, or a combination of the two.

Comparison of the proposed versus actual outcomes for each outcome measure submitted with the consolidated plan and explain, if applicable, why progress was not made toward meeting goals and objectives. 91.520(g)

Categories, priority levels, funding sources and amounts, outcomes/objectives, goal outcome indicators, units of measure, targets, actual outcomes/outputs, and percentage completed for each of the grantee's program year goals

Goal	Category	Source / Amount	Indicator	Unit of Measure	Expected – Strategic Plan	Actual – Strategic Plan	Percent Complete	Expected – Program Year	Actual – Program Year	Percent Complete
Assist Homeless Families in Obtaining Housing	Homeless	CDBG: \$40,000 / ESG: \$271,544	Tenant-based rental assistance / Rapid re-housing	Households Assisted	102	48	47.06%	9	18	200.00%
Emergency Shelter and Supportive Services	Homeless	ESG: \$158,401	Homeless Person Overnight Shelter	Persons Assisted	485	280	57.73%	135	114	117.04%
Improvements to Low/Mod Areas	Non-Housing Community Development	CDBG: \$450,000	Public Facility or Infrastructure Activities other than Low/Moderate Income Housing Benefit	Persons Assisted	2500	0	0.00%	3205	0	0.00%
Increase Affordable Homeownership Opportunities	Affordable Housing	CDBG: \$125,000 / HOME: \$450,000 /	Direct Financial Assistance to Homebuyers	Households Assisted	50	27	54.00%	16	14	87.50%
Increase Job Opportunities for LMI Individuals	Economic Development		Jobs created/retained	Jobs	36	16	44.44%			
Prevent Homelessness	Homeless	ESG: \$142,560	Homelessness Prevention	Persons Assisted	3250	1513	46.55%	858	733	87.06%

Provide Public Services for Low/Mod Populations	Non-Housing Community Development	CDBG: \$910,000	Public service activities other than Low/Moderate Income Housing Benefit	Persons Assisted	1000	752	75.20%	390	518	132.82%
Rehabilitation of Existing Housing	Affordable Housing	CDBG: \$ / HOME: \$ / ESG: \$	Homeowner Housing Added	Household Housing Unit	9	3	33.33%	2	3	150.00%
Rehabilitation of Existing Housing	Affordable Housing	CDBG: \$ / HOME: \$ / ESG: \$	Homeowner Housing Rehabilitated	Household Housing Unit	240	125	52.08%	64	65	101.56%
Revitalize Older Commercial Corridors	Economic Development	CDBG: \$	Facade treatment/business building rehabilitation	Business	7	1	14.29%	1	0	0.00%
Revitalize Older Commercial Corridors	Economic Development	CDBG: \$	Jobs created/retained	Jobs	38	30	78.95%	8	14	175.00%
Revitalize Older Commercial Corridors	Economic Development	CDBG: \$1,255,000	Businesses assisted	Businesses Assisted	1450	280	19.31%	256	4	1.56%
Support Housing for Special Needs Populations	Affordable Housing	CDBG: \$400,000	Rental units rehabilitated	Household Housing Unit	60	0	0.00%	4	0	0.00%
Support Non-Housing Needs for Special Populations	Non-Homeless Special Needs	CDBG: \$175,000.	Public Facility or Infrastructure Activities other than Low/Moderate Income Housing Benefit	Persons Assisted	150	100	66.67%			

Table 1 - Accomplishments – Program Year & Strategic Plan to Date

Assess how the jurisdiction's use of funds, particularly CDBG, addresses the priorities and specific objectives identified in the plan, giving special attention to the highest priority activities identified.

The preservation and development of affordable housing, community economic development, mitigation and prevention of homelessness, and non-housing community development are the four high priority needs identified in the 2016 Consolidation Plan. These priorities were addressed in 2016-17 through the following programs:

- Homeowner Rehabilitation. Nine homes were completed at a total cost of \$66,096 CDBG and \$418,725 HOME.
- Emergency and minor repairs to homes owned by low/moderate-income residents through project: HOMES. A total of 55 repairs were completed. Total CDBG cost of \$515,000.
- Development of new affordable housing through CHDOs. Three vacant homes were purchased for the rehabilitation and/or construction of single-family dwellings for sale to low-income, first-time homebuyers in PY16-17. Total expenditure of HOME (CHDO) funds from prior program years PY 2010-2011 was \$57,831, PY 2012-2013 was \$49,000, PY 2014-2015 was \$17,224.09, PY2015-2016 was \$27,600 and PY2016-2017 was \$98,000 for a total investment of \$249,055.09.
- Down payment and closing cost assistance through SCDHC to enable homeownership for low-income first-time homebuyers. Funding was provided for seven homebuyers; six homebuyers were assisted.
- Down payment and closing cost assistance through HOME Inc. to enable homeownership for low-income first-time homebuyers. Funding was provided for nine homebuyers; seven homebuyers were assisted.
- After-school substance abuse and violence prevention through the CONNECT Program for at-risk youth and their parents residing in 11 low-income communities. Served 137 students throughout the program year. Total CDBG cost of \$156,127.13.
- The job creation and retention objective was accomplished through the creation of 24 new jobs (14 low-mod FTEs) through the Commercial Assistance, Enterprise Zone Façade Grant and Enterprise Zone Design Assistance programs. PY16-17 expenditures: \$248,500 CDBG. This results in an average of one job for every \$17,750 of CDBG expenditures for these programs.
- Completion of a series of workshops providing basic home maintenance skills to Henrico homeowners. 147 people participated. Total CDBG cost of \$9,121.11.
- Continuation of survey work in cooperation with the Virginia Department of Historic resources to enable the listing of Highland Springs in the National Register of Historic Places resulted in the completion of 600 architectural surveys. An expenditure of \$67,500 was incurred in PY 2016-17.
- The Henrico ESG program served 733 households/persons through homeless prevention services for a cost of \$20,932.02, 46 persons through rapid re-housing services for a cost of \$39,000 and 114 persons (27 by Housing Families First; 87 by CARITAS) through case management and shelter services for a cost of \$55,250.

CR-10 - Racial and Ethnic composition of families assisted

Describe the families assisted (including the racial and ethnic status of families assisted).

91.520(a)

	CDBG	HOME	ESG
White	36	11	421
Black or African American	334	34	948
Asian	3	0	7
American Indian or American Native	1	0	6
Native Hawaiian or Other Pacific Islander	1	0	1
Total	375	45	1,383
Hispanic	5	0	86
Not Hispanic	370	45	1,297

Table 2 – Table of assistance to racial and ethnic populations by source of funds

Narrative

In PY16-17, the vast majority of families/individuals assisted were non-white minorities. For CDBG, 90% of those assisted were minorities. For HOME, 75% of those assisted were minorities. For ESG, 70% of those assisted were racial minorities. Overall, the County's population is 59% white and 41% non-white.

CR-15 - Resources and Investments 91.520(a)

Identify the resources made available

Source of Funds	Source	Resources Made Available	Amount Expended During Program Year
CDBG	CDBG	\$1,688,096	\$1,302,885
HOME	HOME	\$774,418	\$712,012
HOPWA	HOPWA		0
ESG	ESG	\$141,855	\$155,793
Other	Other		

Table 3 - Resources Made Available

Narrative

Table 3- "Resources Made Available" reflects PY 2016-17 allocations. "Amount Expended" reflects: CDBG draws which were all associated with expenses that occurred during PY 2016-17 and HOME draws that occurred during PY 2016-17, some of which may be associated with prior year expenses;

The amount of ESG funds shown in the table as expended during the program year represent draws that occurred during the program year, some of which are associated with prior year programs and funds. The amount of **PY 2016 funds expended** (including draws that occurred after the end of the program year) totaled \$128,246.44. ESG expenditures and draws were determined using the PR-07 report, Drawdown Report by Voucher Number – Vouchers Submitted to LOCCS.

Identify the geographic distribution and location of investments

Target Area	Planned Percentage of Allocation	Actual Percentage of Allocation	Narrative Description
County-wide	91	100	

Table 4 – Identify the geographic distribution and location of investments

Narrative

CDBG and HOME funds investments for PY16-17 were primarily concentrated in the central to eastern portion of the County. Funds were not restricted to any area of the County. Six percent of the funds for the target area of Highland Springs and Richmond International Raceway (renamed "Laburnum Gateway") areas were not expended during the program year.

Leveraging

Explain how federal funds leveraged additional resources (private, state and local funds), including a description of how matching requirements were satisfied, as well as how any publicly owned land or property located within the jurisdiction that were used to address the needs identified in the plan.

The use of federal CDBG and HOME funds by Henrico County leveraged over \$3,034,532.27 in state, local, federal, and private funds (computed as total Nondepartmental budget plus HOME match contributed during current Federal fiscal year). It also generated an estimated 2,478 new jobs (2016 Local Enterprise Annual Report to Virginia DHCD). Sources of leveraged funds included \$2,882,576 of PY 2016-2017 local funds from the Henrico County Nondepartmental budget and the budgets of the Departments of Building Inspections and Community Revitalization. Several agencies operate their programs in publicly-owned facilities or on publicly-owned lands. Agencies supported are as follows:

- Better Housing Coalition \$32,805
- CARITAS \$32,805
- CASA (Court Appointed Special Advocates) \$3,789
- Children's Hospital \$1,314
- Community Brain Injury Services (Mill House) \$17,217
- Community Maintenance Program (DCR & BI) \$1,885,683
- Cultural Arts Center at Glen Allen \$550,000
- FeedMore (Meals on Wheels, Central Va Foodbank) \$18,954
- FISH (Eastern Henrico County) \$26,244
- Henrico Community Partners \$2,300
- Henrico Police Athletic League \$19,683
- Hilliard House \$41,337
- Homeward \$10,269
- Maymont Foundation Nature Center \$55,000
- The Read Center, \$16,407
- Resources for Independent Living \$36,162
- Richmond Area ARC (Camp Baker) \$6,561
- Safe Harbor \$17,091
- Salvation Army \$15,489
- Senior Connections (CAAA) \$35,334
- St. Joseph's Villa \$34,174
- YWCA \$20,520

Effective August 2017, Henrico County Public Schools was awarded another 3-year grant under the McKinney-Vento Homeless Education Assistance Act. The award amount was \$68,000 for

each of the years in the 3-year grant cycle, starting in fiscal year 2017-18 and continuing through year 2019-2010.

As of June 16, 2017 Henrico County served 991 homeless students in the 2016-17 school year, an increase of 174 students over the previous year. HCPS also receives general financial support in the form of 'set-aside' funds through our Federal Programs office. The combined funds allow for financial support of 991 homeless students. As of November 2017, Henrico Area Mental Health & Developmental Services (HAMHDS) has 273 Housing Choice Vouchers under lease. The CVRC reported as of November 2017, 414 Housing Choice Vouchers currently in Henrico County and managed through an administrative services agreement with VHDA. RRS manages 185 vouchers through the HUD VASH program, approximately 10 of which are used in Henrico County. The specific number of these vouchers currently used in Henrico County is not available. The Richmond Redevelopment and Housing Authority also administers vouchers where households reside in Henrico County. That number is also not available.

Henrico County's Department of Social Services' (HDSS) Intake & Community Resource Unit (ICRU) performs intake functions for both Child Protective Service and Adult Protective Services. ICRU also responds to emergency needs requests by providing information and referral services, homelessness prevention, homelessness diversion, and in rare incidences will provide emergency shelter.

Fiscal Year Summary – HOME Match	
1. Excess match from prior Federal fiscal year	\$21,407,482
2. Match contributed during current Federal fiscal year	\$1,510,838
3. Total match available for current Federal fiscal year (Line 1 plus Line 2)	\$22,918,320
4. Match liability for current Federal fiscal year	\$136,400
5. Excess match carried over to next Federal fiscal year (Line 3 minus Line 4)	\$22,781,920

Table 5 – Fiscal Year Summary - HOME Match Report

Match Contribution for the Federal Fiscal Year								
Project No. or Other ID	Date of Contribution	Cash (non-Federal sources)	Foregone Taxes, Fees, Charges	Appraised Land/Real Property	Required Infrastructure	Site Preparation, Construction Materials, Donated labor	Bond Financing	Total Match
1	04/28/2017	2,082	0	0	0	0	0	2,082
10	11/22/2016	3,619	0	0	0	0	0	3,619
11	12/20/2016	2,995	0	0	0	0	0	2,995
12	02/28/2017	2,079	0	0	0	0	0	2,079
13	03/31/2017	3,118	0	0	0	0	0	3,118
14	04/28/2017	3,391	0	0	0	0	0	3,391
15	07/10/2017	3,450	0	0	0	0	0	3,450
16	07/17/2017	3,450	0	0	0	0	0	3,450
17	09/12/2017	3,711	0	0	0	0	0	3,711
18	08/17/2017	1,100	0	0	0	1,170	0	2,270
19	11/29/2017	0	0	0	0	450	0	450
2	08/31/2017	1,389	0	0	0	0	0	1,389
20	09/07/2017	895	0	0	0	1,290	0	2,185
21	05/20/2017	525	0	0	0	1,050	0	1,575
22	05/30/2017	1,250	0	0	0	1,560	0	2,810
23	08/10/2017	900	0	0	0	690	0	1,590
24	06/22/2017	1,500	0	0	0	1,560	0	3,060
25	10/18/2016	1,350	0	0	0	1,200	0	2,550
26	11/28/2016	210	0	0	0	0	0	210
27	09/19/2017	140	0	0	0	0	0	140
28	03/01/2017	125	0	0	0	120	0	245
29	05/01/2017	75	0	0	0	120	0	195
3	06/16/2015	124,740	0	0	0	0	0	124,740
30	06/29/2017	1,450	0	0	0	1,530	0	2,980
31	10/12/2016	30	0	0	0	0	0	30

Match Contribution for the Federal Fiscal Year								
Project No. or Other ID	Date of Contribution	Cash (non-Federal sources)	Foregone Taxes, Fees, Charges	Appraised Land/Real Property	Required Infrastructure	Site Preparation, Construction Materials, Donated labor	Bond Financing	Total Match
32	10/12/2016	25	0	0	0	180	0	205
33	10/13/2016	15	0	0	0	180	0	195
34	09/07/2017	25	0	0	0	900	0	925
35	04/04/2017	495	0	0	0	240	0	735
36	01/12/2017	120	0	0	0	540	0	660
37	11/17/2016	1,025	0	0	0	840	0	1,865
38	12/15/2016	225	0	0	0	0	0	225
39	12/22/2016	152	0	0	0	0	0	152
4	12/19/2016	5,983	0	0	0	0	0	5,983
40	08/01/2017	200	0	0	0	0	0	200
41	11/15/2016	355	0	0	0	1,080	0	1,435
42	06/15/2017	645	0	0	0	6,600	0	7,245
43	11/28/2016	40	0	0	0	60	0	100
44	09/20/2017	75	0	0	0	150	0	225
45	06/06/2017	60	0	0	0	0	0	60
46	02/23/2017	550	0	0	0	360	0	910
47	04/29/2017	710	0	0	0	1,200	0	1,910
48	05/04/2017	1,030	0	0	0	1,860	0	2,890
49	03/02/2017	1,480	0	0	0	1,710	0	3,190
5	09/30/2017	198,800	0	0	0	0	0	198,800
50	10/13/2016	492	0	0	0	1,620	0	2,112
51	09/27/2017	150	0	0	0	0	0	150
52	03/11/2017	1,500	0	0	0	2,280	0	3,780
53	01/12/2017	1,200	0	0	0	1,080	0	2,280
54	09/14/2017	80	0	0	0	0	0	80

Match Contribution for the Federal Fiscal Year								
Project No. or Other ID	Date of Contribution	Cash (non-Federal sources)	Foregone Taxes, Fees, Charges	Appraised Land/Real Property	Required Infrastructure	Site Preparation, Construction Materials, Donated labor	Bond Financing	Total Match
55	06/22/2017	275	0	0	0	2,310	0	2,585
56	11/03/2016	1,025	0	0	0	2,100	0	3,125
57	01/19/2017	875	0	0	0	630	0	1,505
58	12/10/2016	950	0	0	0	1,080	0	2,030
59	06/09/2017	800	0	0	0	750	0	1,550
6	09/30/2017	921,800	0	0	0	0	0	921,800
60	03/07/2017	155	0	0	0	150	0	305
61	02/09/2017	915	0	0	0	750	0	1,665
62	05/30/2017	1,175	0	0	0	930	0	2,105
63	02/16/2017	450	0	0	0	900	0	1,350
64	01/05/2017	70	0	0	0	0	0	70
65	03/18/2017	140	0	0	0	2,850	0	2,990
7	09/30/2017	27,029	0	0	0	0	0	27,029
8	03/30/2017	128,492	0	0	0	0	0	128,492
9	11/07/2016	3,611	0	0	0	0	0	3,611

Table 6 – Match Contribution for the Federal Fiscal Year

HOME MBE/WBE report

Program Income – Enter the program amounts for the reporting period				
Balance on hand at beginning of reporting period \$	Amount received during reporting period \$	Total amount expended during reporting period \$	Amount expended for TBRA \$	Balance on hand at end of reporting period \$
0	32,929	22,387	0	10,542

Table 7 – Program Income

Minority Business Enterprises and Women Business Enterprises – Indicate the number and dollar value of contracts for HOME projects completed during the reporting period						
	Total	Minority Business Enterprises				White Non-Hispanic
		Alaskan Native or American Indian	Asian or Pacific Islander	Black Non-Hispanic	Hispanic	
Contracts						
Dollar Amount	251,450	0	116,000	0	0	135,450
Number	2	0	1	0	0	1
Sub-Contracts						
Number	20	0	1	4	4	11
Dollar Amount	381,452	0	5,000	97,199	92,836	186,417
	Total	Women Business Enterprises	Male			
Contracts						
Dollar Amount	251,450	0	251,450			
Number	2	0	2			
Sub-Contracts						
Number	20	0	20			
Dollar Amount	381,452	0	381,452			

Table 8 - Minority Business and Women Business Enterprises

Minority Owners of Rental Property – Indicate the number of HOME assisted rental property owners and the total amount of HOME funds in these rental properties assisted						
	Total	Minority Property Owners				White Non-Hispanic
		Alaskan Native or American Indian	Asian or Pacific Islander	Black Non-Hispanic	Hispanic	
Number	0	0	0	0	0	0
Dollar Amount	0	0	0	0	0	0

Table 9 – Minority Owners of Rental Property

Relocation and Real Property Acquisition – Indicate the number of persons displaced, the cost of relocation payments, the number of parcels acquired, and the cost of acquisition		
Parcels Acquired	0	0
Businesses Displaced	0	0

Nonprofit Organizations Displaced	0	0
Households Temporarily Relocated, not Displaced	0	0

Households Displaced	Total	Minority Property Enterprises				White Non-Hispanic
		Alaskan Native or American Indian	Asian or Pacific Islander	Black Non-Hispanic	Hispanic	
Number	0	0	0	0	0	0
Cost	0	0	0	0	0	0

Table 10 – Relocation and Real Property Acquisition

CR-20 - Affordable Housing 91.520(b)

Evaluation of the jurisdiction's progress in providing affordable housing, including the number and types of families served, the number of extremely low-income, low-income, moderate-income, and middle-income persons served.

	One-Year Goal	Actual
Number of Homeless households to be provided affordable housing units	1,002	896
Number of Non-Homeless households to be provided affordable housing units	82	79
Number of Special-Needs households to be provided affordable housing units	4	0
Total	1,088	975

Table 11 – Number of Households

	One-Year Goal	Actual
Number of households supported through Rental Assistance	17	51
Number of households supported through The Production of New Units	2	3
Number of households supported through Rehab of Existing Units	64	65
Number of households supported through Acquisition of Existing Units	16	13
Total	99	132

Table 12 – Number of Households Supported

Discuss the difference between goals and outcomes and problems encountered in meeting these goals.

Table 11 --The "one-year goal" numbers shown above represent: 135 persons served with shelter, 867 persons served with rapid re-housing, or homelessness prevention for a total of 1,002; 82 households served through moderate rehabilitation, minor home repair, down payment assistance, and the production of new units; and one unit of special needs housing.

"Actual" numbers result from the following: 731 persons served through YWCA hotline (homeless prevention), 114 persons served with shelter, 46 persons served with rapid re-housing, 5 persons served with homelessness prevention (with both ESG and CDBG funds) for a total of 896; 56 households served with emergency or minor repair, 9 households served with moderate housing rehabilitation, 13 households provided downpayment assistance, and one household provided affordable housing through CHDO developed projects, for a total of 79. Two households also benefited from CHDO-produced housing but also received downpayment assistance.

Table 12 -- The above 'Actual' numbers represent: 51 persons provided rapid re-housing or homelessness prevention; 3 households provided with production of new units; 65 households provided with homeowner rehab or repair; and 13 down payment assistance grants for first-time homebuyers. (Homeless prevention through the YWCA Hotline is not included in the Table 12 counts)

The special needs housing goal was not met as the provider has had delays in beginning construction of the project. Homeless prevention funds were not fully spent due to staffing limitations, and program guidelines that limit access to ESG funds.

Discuss how these outcomes will impact future annual action plans.

Given the success with the homeowner repair and rehabilitation programs, little change is expected. Performance of all programs is closely monitored so that mid-year program adjustments and reallocations can be made.

Include the number of extremely low-income, low-income, and moderate-income persons served by each activity where information on income by family size is required to determine the eligibility of the activity.

Number of Households Served	CDBG Actual	HOME Actual
Extremely Low-income	12	6
Low-income	18	5
Moderate-income	47	24
Total	77	35

Table 13 – Number of Households Served

Narrative Information

CR-25 - Homeless and Other Special Needs 91.220(d, e); 91.320(d, e); 91.520(c)

Evaluate the jurisdiction's progress in meeting its specific objectives for reducing and ending homelessness through:

Reaching out to homeless persons (especially unsheltered persons) and assessing their individual needs

During 2016-17 Henrico County funded eight non-profit corporations through the Non-Departmental component of the General Fund budget to prevent homelessness, provide case management and food and shelter for homeless individuals, provide supportive services for homeless and near-homeless individuals and families, and enable the transition to permanent housing. Services provided during 2016-17 were as follows:

- Housing Families First provided emergency shelter and/or rapid re-housing to 89 families or individuals (as reported through HCIS).
- CARITAS provided support services and emergency shelter to 659 individuals (as reported through HCIS), 87 of which were Henrico residents.
- Homeward provided assistance to service providers for support services, shelter, rapid re-housing, and homelessness prevention services benefitting 667 Henrico individuals or families.
- YWCA provided emergency safe housing, counseling, case management, transition housing, rapid re-housing, and/or financial assistance to 727 Henrico individuals or families. (as reported through HCIS)

Addressing the emergency shelter and transitional housing needs of homeless persons

Henrico County received funds for the PY2016-2017 year. The County utilized funding for the following ESG program components:

- Shelter
- Homeless Prevention
- Rapid Re-housing
- Data Collection (HMIS)
- Administration

Shelter received 38.95% of the allocation followed by, Rapid Re-housing received 27.49% of the allocation, Homeless Prevention received 14.76% of the allocation and Data Collection (HMIS) received 1.76% of the allocation. 91.05% of the PY 2016 ESG grant was expended during the Program Year.

The funds enabled homeless prevention activities for 731 persons/households, rapid re-housing activities for 46 persons/households, and shelter for 114 persons.

CDBG funds in the amount of \$40,000 were provided to the Department of Social Services during PY 2015 for homelessness prevention services and \$3,762.17 was spent in PY 2016.

Helping low-income individuals and families avoid becoming homeless, especially extremely low-income individuals and families and those who are: likely to become homeless after being discharged from publicly funded institutions and systems of care (such as health care facilities, mental health facilities, foster care and other youth facilities, and corrections programs and institutions); and, receiving assistance from public or private agencies that address housing, health, social services, employment, education, or youth needs

Henrico County's Department of Social Services (HDSS) created the Intake & Community Resource Unit (ICRU) in 2010 to assist families and individuals in crisis. ICRU performs intake functions for both Child Protective Service and Adult Protective Services. ICRU also responds to emergency needs requests by providing information and referral services, homelessness prevention, homelessness diversion, and in rare incidences will provide emergency shelter. Citizens and agencies will contact ICRU for a wide variety of emergency needs that can include housing, utilities, food, clothing, and medical. A trained staff person will conduct a brief assessment, will discuss how to engage informal supports, will share information about existing community resources, and will problem solve with the individual to identify solutions. For those who qualify we provide case management along with short term rental and utility assistance with the goals of promoting safe and stable housing and improving self-sufficiency. In the period from October 1, 2016 to September 30, 2017, the Intake & Community Resource Unit completed 1712 Child Protective Services referrals, 899 Adult Protective Services referrals, and 955 screening requests. HDSS also responded to 5792 emergency needs requests, and provided financial assistance to 141 households.

HDSS relies on the support of HEARTH of Henrico to provide homeless prevention assistance. Of the 141 total households who received financial assistance, 90 households were served with funds provided wholly or in-part by HEARTH of Henrico.

Helping homeless persons (especially chronically homeless individuals and families, families with children, veterans and their families, and unaccompanied youth) make the transition to permanent housing and independent living, including shortening the period of time that individuals and families experience homelessness, facilitating access for homeless individuals and families to affordable housing units, and preventing individuals and families who were recently homeless from becoming homeless again

Shelter received 38.95% of the allocation followed by, Rapid Re-housing received 27.49% of the allocation, Homeless Prevention received 14.76% of the allocation and lastly Data Collection (HMIS) received 1.76% of the allocation and total ESG grant expended 91.05% of the funding in PY16.

The funds enabled homeless prevention activities for 731 persons/households, rapid-re-housing activities for 46 persons/households, and shelter for 114 persons. The allocation to four organizations helped Henrico County serve a total of 896 persons/households.

CR-30 - Public Housing 91.220(h); 91.320(j)

Actions taken to address the needs of public housing

The County of Henrico has no public housing. Henrico County encourages affordable homeownership for low-income households through several programs. Specific actions during PY 2016-2017 to remove barriers and promote affordable housing include the following:

- Allocation of \$95,000 to HOME Inc for down payment and closing costs assistance and homeownership counseling, and a mid-year Action Plan amendment to provide an additional allocation of \$42,693, making total program allocation \$137,693.
- Allocation of \$78,500 to Southside Community Development and Housing Corporation for down payment and closing costs assistance and homeownership counseling.
- Allocation of \$495,000 to project:HOMES for Emergency & Minor Repairs program and a mid-year Action Plan amendment to provide an additional allocation of \$20,000, making total program allocation \$515,000.
- Allocation of \$484,821 to project:HOMES for moderate home rehabilitation program.
- Allocation of \$98,000 for CHDO activities to create new affordable housing.

Actions taken to encourage public housing residents to become more involved in management and participate in homeownership

The County of Henrico has no public housing.

Actions taken to provide assistance to troubled PHAs

The County of Henrico has no public housing.

CR-35 - Other Actions 91.220(j)-(k); 91.320(i)-(j)

Actions taken to remove or ameliorate the negative effects of public policies that serve as barriers to affordable housing such as land use controls, tax policies affecting land, zoning ordinances, building codes, fees and charges, growth limitations, and policies affecting the return on residential investment. 91.220 (j); 91.320 (i)

Henrico County works in numerous ways to reduce the barriers to affordable housing. Building codes and tax policies are governed by state law and not subject to local adjustment but the County continues to provide an exemption from real estate taxes for low/moderate-income seniors and disabled homeowners through the Real Estate Advantage Program (REAP). Henrico reduces barriers to residential development of all types by not requiring cash proffers. The real estate tax rate in Henrico County is among the lowest in the region, and among large urban localities in Virginia. The Comprehensive Plan designates substantial area for residential development and Henrico County regularly approves new subdivisions and multi-family development for all income levels. In FY16-17, permits were issued for 789 new single family homes; 75 permits were issued for multi-family complexes.

The Analysis of Impediments to Fair Housing Choice, prepared by a consultant independent from Henrico County and completed in September 2015, identified no impediments to fair housing choice resulting from the negative effects of public policies.

A biannual analysis undertaken in PY 2016 as part of the development of the 2016 Consolidated Plan and the 2016-17 Action Plan evaluated the opportunities for affordable housing for Henrico home purchasers. That analysis determined that 55% of the single-family homes in the County were affordable by households earning up to 80% Area Median Income. if available for purchase. This is a decrease from 2015 when 62% fell into this category. This change is attributable primarily to the increase in assessed housing values, still reflecting a rebound of the 2008 crash in the housing market.

Within the rental housing market, there are 2,303 units supported by project-based housing choice vouchers or equivalent, providing housing opportunities for very low income households. There are also 3,664 additional rental units supported by low income housing tax credits; and additional rent restricted units supported by tax exempt bond financing.

Actions taken to address obstacles to meeting underserved needs. 91.220(k); 91.320(j)

While there are several constraints to meeting the needs of low-, very low-, and moderate-income residents, the primary obstacle is the lack of funding to fully address all needs. In response to the level of need, Henrico County continued to provide local funding to non-profit agencies through the general fund non-departmental budget. The County provided homeless prevention services and assistance for County residents, and continued on a County-wide basis to encourage economic development leading to job growth, much of which is targeted to low-, very low-, and moderate-income persons. Through the Henrico Area Mental Health and Development Services, the County continued to administer Housing Choice Vouchers for 257 families. The County also encouraged all types of residential development and has been supportive of the use of low-income housing tax credits for the rehabilitation of multi-family housing for low- and moderate-income persons. In March 2017, the County Board of Supervisors approved a resolution designating a Revitalization Area in support of the low-income housing tax credits

tax credit application for the development of 120 units of affordable rental housing. Henrico County continued its support for the expansion of a supportive housing SRO through 2016-17 CDBG funding. That project is expected to begin construction in December 2017.

Among the greatest needs has been addressing the condition of existing housing of low income homeowners. During PY 2016, 65 households received housing repair or rehabilitation assistance through the County's program partners. This program has been expanded for 2017 with an additional provider.

To encourage and provide opportunities for new low and moderate income homebuyers, downpayment and closing cost assistance was provided to 13 households.

While the supported project did not receive a tax credit allocation, an additional project received an allocation in calendar year 2017 for the new construction of housing 54 units

Actions taken to reduce lead-based paint hazards. 91.220(k); 91.320(j)

As referenced in the Annual Action Plan, Henrico County provides up to \$5,000 for lead-based paint assessment and abatement for homes receiving assistance through the moderate rehabilitation program.

All CDBG and HOME activities in Henrico County which involve the purchase or repair/renovation of houses built prior to 1978 follow federal lead-based paint regulations. During the implementation of these activities, appropriate steps are taken depending on the level of funding for the unit when lead-based paint is detected or presumed to be present. Subrecipient staff is trained on lead-based paint requirements (HUD Lead Safe Work Practice Certification; EPA Renovation, Repair and Painting Certification; and Healthy Homes for Community Health Worker Certification) and practices and each homeowner in a pre-1978 home is provided the EPA/HUD booklet Protect Your Family From Lead in Your Home. Homeowners in repair/rehabilitation programs also receive the EPA booklet "The Lead-Safe Certified Guide to Renovate Right." A signature noting receipt of these documents is placed in each client file. Contractors used for repair/rehabilitation work are all EPA-certified under 40CFR Part 745.82 and 745.84. During PY 2016-17, 68 housing units were either made lead free or certified to be lead free following rehabilitation or repair work or were built after 1978.

Actions taken to reduce the number of poverty-level families. 91.220(k); 91.320(j)

The Commercial Assistance Program, the Enterprise Zone Façade Grant program, and the Enterprise Zone Design Assistance program facilitate development and expansion of businesses to create jobs available to low- and moderate-income persons including persons in poverty.

According to the 2015 and 2016 American Community Survey 1-Year Estimates, looking at 125% of the poverty level, 5,994 persons were removed from poverty during this time. More recent data are not available to evaluate reductions in the number of poverty level persons or families during the program year.

Actions taken to develop institutional structure. 91.220(k); 91.320(j)

The County has designated staff to administer the programs and activities funded with CDBG, HOME and ESG funds. Staff works with the individual County Departments, such as Public Works, Social Services, Recreation and Parks, Mental Health, Planning, Public Utilities, Building Inspections, Henrico County Public Schools, and the Division of Community Maintenance to coordinate the administration of programs that will be carried out by these agencies. Staff regularly tracks the production and effectiveness of all agencies, including subrecipients, tasked with implementing programs with CDBG, HOME, and ESG funds. PY 2016 was the third year of administering ESG funds and consequently County staff continued to build and foster relationships with homeless service providers and coordinating agencies. Program staff began meeting and/or discussing program implementation, enhancements, and adjustments with these agencies. Of particular significance has been the participation on committees of the Continuum of Care.

Actions taken to enhance coordination between public and private housing and social service agencies. 91.220(k); 91.320(j)

Actions taken included:

- Continued participation as an active partner in the Richmond Region Continuum of Care, addressing homeless issues in the metropolitan area.
- Continued representation on the Richmond LISC Local Advisory Committee for the encouragement of affordable housing opportunities in the metropolitan area.
- Continued representation on the regional non-profit Partnership for Housing Affordability.
- Continued representation on the Economic Development Authority Business Retention Committee visiting businesses located in the Enterprise Zone to encourage job creation and commercial revitalization.
- Continued policy of no cash proffers for the development of new single-family houses to ensure greater affordability.
- Provided funds for down-payment and closing costs assistance to facilitate homeownership opportunities for low-income individuals.
- Continued the Real Estate Investment Tax Abatement program for houses assessed at \$250,000 or less in value to increase affordability.
- Community Development staff continued participation with the Richmond Community Development Alliance to discuss strategies to address local and regional housing issues, needs, and resources.
- Convened a monthly meeting of multiple County agencies (Resource Team) involved in addressing housing, social service, safety, and mental health needs of predominantly low-income Henrico residents.
- Participated in the bi-monthly meeting of the Richmond Community Development Alliance fostering coordination among Richmond area housing non-profits and the three entitlement jurisdictions.

Identify actions taken to overcome the effects of any impediments identified in the jurisdictions analysis of impediments to fair housing choice. 91.520(a)

In September 2016, a consultant working for Henrico County completed a new *Analysis of Impediments to Fair Housing Choice*. It identified five categories of impediments with sixteen remedial actions recommended to the County, some as “conceptual frameworks” for further research. Impediments & actions taken during PY2016-17 are provided below:

1. Continue to support production of affordable housing with CHDO funds. In PY16-17 Henrico County allocated \$98,000 for CHDO activities.
2. Support non-profit partners to facilitate access to below-market rate units. In PY16-17, Henrico County originally allocated HOME funds for 14 downpayment assistance grants for low-income first time homebuyers. That amount was increased in a mid-year amendment to facilitate 18 grants.
3. Support non-profit partners that maintain relationships with lenders. In PY16-17, three such partners were supported through funding.
4. Support development and seek additional sources of funds for affordable housing. No applicable opportunities for additional funding were identified during the year. A single request for financial support for a multi-family development was withdrawn when the project was denied a low income housing tax credit allocation. Additional funding in the amount of \$200,000 was provided to support the development of a supportive housing SRO.
5. Encourage private sector support for LIHTC and AHP. One projects applied for LIHTC support in Henrico. It received support through a Board of Supervisors resolution designating a Revitalization Area.
6. Inadequate Awareness of Fair Housing Rights. For PY16-17, Henrico County funded HOME, Inc. to undertake fair housing outreach and education in Henrico. Additional funding was provided for 2017-18
7. Partner with local industry to conduct outreach and education regarding fair housing. See item 6 above.
8. Encourage Fair Housing Enforcement Agencies and HUD to increase fair housing testing. These are ongoing activities of these agencies. HOME Inc. has a strong testing program in central Virginia.
9. Expand Routes for Public transportation. In 2016-17, Henrico County made a substantial financial commitment to the Broad Street Bus Rapid Transit (the “Pulse”) that will extend into Henrico County and is expected to be operational in spring 2018.
10. Apply for funding for financial literacy. This is an ongoing activity of several County agencies.
11. Request the State to encourage lenders to offer assistance programs for households with predatory loans. Informal discussions occurred in PY16-17. This is otherwise a continuing activity.
12. Provide language assistance to persons with LEP. Translation services are offered primarily through the services of Language Line for translation. In 2016-17 HOME Inc. focused much of its CDBG-funded fair housing outreach to immigrant communities, participating in World Refugee Day, Spanish language radio ads, and housing brochures in multiple languages.
13. Encourage recruitment of industry providing living wages. The County’s EDA continuously recruits such employers. According to the Quarterly Census of Employment and Wages, between December 2015 and December 2016 (the most current 12-month period for which data are available) 946 (net) jobs were added.

14. Support Development that provides alternative housing choices. In PY16-17 and PY16-17, a total of \$250,000 of CDBG funds was allocated towards the development of additional SRO units for homeless and disabled individuals.
15. Support homeless prevention and rapid re-housing. In PY16-17, a total of \$73,500 of ESG funds were allocated for these purposes
16. Continue self-help programs. The County continues its Operation Paintbrush and volunteer assistance programs, providing 5,162 hours of assistance in PY16-17

CR-40 - Monitoring 91.220 and 91.230

Describe the standards and procedures used to monitor activities carried out in furtherance of the plan and used to ensure long-term compliance with requirements of the programs involved, including minority business outreach and the comprehensive planning requirements

Over the course of the year Henrico County monitored CDBG, HOME, and ESG grant recipients. Monitoring visits are attended by the representatives of the nonprofit staff, a representative from Henrico County's Department of Finance, and the Program Manager for the CDBG, HOME, or ESG program as appropriate.

PY16-17 was the third year of ESG funding and all ESG subrecipients were monitored. Monitoring activities included a review of a sampling of program activities completed during the contract period. Each file was reviewed to ensure compliance with applicable standards as well as the approved project plans, environmental protection status, and marked in compliance with fair housing laws.

Monitoring results are provided in writing to subrecipients, first in draft form for review and comment. If adjustments to the report are needed, a final report is prepared including, as necessary, any identified findings or concerns along with any required or recommended corrective actions as appropriate.

County staff continuously reviewed eligibility documentation for compliance with applicable program regulations including client eligibility, proposed property improvements, need for service, and annual audit reports conducted by an outside third party certified accounting firm.

All funding recipients are required to submit monthly reports detailing the status of all activities throughout the program year. County staff reviewed each monthly report for financial and programmatic accuracy and program progress.

Citizen Participation Plan 91.105(d); 91.115(d)

Describe the efforts to provide citizens with reasonable notice and an opportunity to comment on performance reports.

Notice of the availability of a draft annual performance report is published in the Richmond Times-Dispatch. Citizens are given 15 days to review and provide comment on the document. The draft report is published on the County's website and a hard copy was available for review at the Department of Community Revitalization.

No comments were received during the 15-day comment period.

CR-45 - CDBG 91.520(c)

Specify the nature of, and reasons for, any changes in the jurisdiction's program objectives and indications of how the jurisdiction would change its programs as a result of its experiences.

There was one amendment to the 2016-17 Annual Action Plan. The amendment provided funding in April 2017 and (as permitted by HUD) submitted and approved in IDIS in September 2017. The amendment incorporated unspent funds from PY 2015-16, allocating \$20,000 of CDBG funds to the Emergency and Minor Repair Program with project:HOMES, allocating \$10,000 of HOME funds to project:HOMES to facilitate acquisition of vacant houses for affordable housing development by CHDOs, and allocating an additional \$42,693 of HOME funds for homebuyer assistance through Housing Opportunities Made Equal.

Does this Jurisdiction have any open Brownfields Economic Development Initiative (BEDI) grants?

No

[BEDI grantees] Describe accomplishments and program outcomes during the last year.

CR-50 - HOME 91.520(d)

Include the results of on-site inspections of affordable rental housing assisted under the program to determine compliance with housing codes and other applicable regulations

Please list those projects that should have been inspected on-site this program year based upon the schedule in §92.504(d). Indicate which of these were inspected and a summary of issues that were detected during the inspection. For those that were not inspected, please indicate the reason and how you will remedy the situation.

No projects were inspected during PY16 as no affordable rental housing was assisted.

Provide an assessment of the jurisdiction's affirmative marketing actions for HOME units. 92.351(b)

In addition to furthering fair housing, the Department of Community Revitalization conducted the following activities to help reach a diverse population:

- Outreach efforts included marketing new homes on the internet, CHDO organization websites, bus tours, and radio advertisements.
- Provided outreach and support to programs that promote affordable housing.
- Housing units produced using HOME funds are listed on the local MLS. CHDO housing producers

market houses to their homebuyer classes which have high minority representation.

- County staff annually provides presentations to approximately 25 community organizations on County housing programs, including the availability of new HOME units. These include organizations representing and located in minority communities.
- Subrecipients place ads in newspapers serving Henrico County.

Refer to IDIS reports to describe the amount and use of program income for projects, including the number of projects and owner and tenant characteristics

\$22,387.20 of HOME program income was received in PY16. The funds were used to partially assist in the completion of a homeowner rehabilitation project (IDIS Activity Number 1156). The owner characteristics are as follows: the homeowner rehabilitation project (IDIS Activity Number 1156) assisted a very low-income (0-30% of Area Median Income) household, a two person household, and an elderly Black/African American citizen.

Describe other actions taken to foster and maintain affordable housing. 91.220(k) (STATES ONLY: Including the coordination of LIHTC with the development of affordable housing). 91.320(j)

The CDBG- and HOME-funded projects completed during PY16 provided down payment assistance, minor home repairs, and moderate home rehabilitation. The projects fostered and maintained affordable housing in Henrico County for low- and moderate-income residents. In PY16 funds were provided for the completion of nine moderate rehabilitation projects, 56 minor repairs projects, and 15 down payment assistance projects. All of these programs and projects are ongoing and will be renewed with PY17-18 funds. One proposed multi-family development in Henrico County sought Low Income Housing Tax credits for the construction of new housing units. Although the County supported the project through processing a request for a Revitalization Area designation, the project ultimately did not receive a tax credit allocation. The project also requested CDBG and HOME funding to assist with project financing, however that request was withdrawn upon denial of the tax credit allocation by VHDA.

CR-60 - ESG 91.520(g) (ESG Recipients only)

ESG Supplement to the CAPER in *e-snaps*

For Paperwork Reduction Act

1. Recipient Information—All Recipients Complete

Basic Grant Information

Recipient Name	HENRICO COUNTY
Organizational DUNS Number	074735515
EIN/TIN Number	546001344
Identify the Field Office	RICHMOND
Identify CoC(s) in which the recipient or subrecipient(s) will provide ESG assistance	Richmond/Henrico, Chesterfield, Hanover Counties CoC

ESG Contact Name

Prefix	Mr
First Name	David
Middle Name	M
Last Name	Sacks
Suffix	0
Title	Community Development Manager

ESG Contact Address

Street Address 1	P.O. Box 90775
Street Address 2	0
City	Henrico
State	VA
ZIP Code	23273-
Phone Number	8045017611
Extension	0
Fax Number	0
Email Address	sac01@henrico.us

ESG Secondary Contact

Prefix	Mr
First Name	Scott
Last Name	Carter
Suffix	0
Title	HOME Program Manager
Phone Number	8045017612
Extension	0
Email Address	car80@henrico.us

2. Reporting Period—All Recipients Complete

Program Year Start Date	10/01/2016
Program Year End Date	09/30/2017

3a. Subrecipient Form – Complete one form for each subrecipient

Subrecipient or Contractor Name: HENRICO COUNTY

City: Richmond

State: VA

Zip Code: 23273, 0775

DUNS Number: 074735515

Is subrecipient a victim services provider: N

Subrecipient Organization Type: Unit of Government

ESG Subgrant or Contract Award Amount: 10605

Subrecipient or Contractor Name: HOMEWARD

City: Richmond

State: VA

Zip Code: 23224, 7505

DUNS Number: 145646183

Is subrecipient a victim services provider: N

Subrecipient Organization Type: Other Non-Profit Organization

ESG Subgrant or Contract Award Amount: 2500

Subrecipient or Contractor Name: CARITAS

City: Richmond

State: VA

Zip Code: 23220, 2314

DUNS Number: 787207281

Is subrecipient a victim services provider: N

Subrecipient Organization Type: Other Non-Profit Organization

ESG Subgrant or Contract Award Amount: 20000

Subrecipient or Contractor Name: YWCA

City: Richmond

State: VA

Zip Code: 23219, 2218

DUNS Number: 831287318

Is subrecipient a victim services provider: Y

Subrecipient Organization Type: Other Non-Profit Organization

ESG Subgrant or Contract Award Amount: 14500

Subrecipient or Contractor Name: Housing Families First

City: Henrico

State: VA

Zip Code: 23223, 4913

DUNS Number: 005615377

Is subrecipient a victim services provider: N

Subrecipient Organization Type: Other Non-Profit Organization

ESG Subgrant or Contract Award Amount: 74250

Subrecipient or Contractor Name: Henrico Dept. of Social Services

City: Henrico

State: VA

Zip Code: 23228, 2735

DUNS Number: 074735515

Is subrecipient a victim services provider: N

Subrecipient Organization Type: Unit of Government

ESG Subgrant or Contract Award Amount: 20000

CR-65 - Persons Assisted

Note to Reader: Information previously provided in Section CR-65, beginning with the 2016-17 CAPER is now provided via the HUD Sage system and can be found in the Appendix. Tables 16 through 23 have therefore been left blank.

4. Persons Served

4a. Complete for Homelessness Prevention Activities

Number of Persons in Households	Total
Adults	
Children	
Don't Know/Refused/Other	
Missing Information	
Total	

Table 16 – Household Information for Homeless Prevention Activities

4b. Complete for Rapid Re-Housing Activities

Number of Persons in Households	Total
Adults	
Children	
Don't Know/Refused/Other	
Missing Information	
Total	

Table 17 – Household Information for Rapid Re-Housing Activities

4c. Complete for Shelter

Number of Persons in Households	Total
Adults	
Children	
Don't Know/Refused/Other	
Missing Information	
Total	

Table 18 – Shelter Information

4d. Street Outreach

Number of Persons in Households	Total
Adults	
Children	
Don't Know/Refused/Other	
Missing Information	
Total	

Table 19 – Household Information for Street Outreach

4e. Totals for all Persons Served with ESG

Number of Persons in Households	Total
Adults	
Children	
Don't Know/Refused/Other	
Missing Information	
Total	

Table 20 – Household Information for Persons Served with ESG

5. Gender—Complete for All Activities

	Total
Male	
Female	
Transgender	
Don't Know/Refused/Other	
Missing Information	
Total	

Table 21 – Gender Information

6. Age—Complete for All Activities

	Total
Under 18	
18-24	
25 and over	
Don't Know/Refused/Other	
Missing Information	
Total	

Table 22 – Age Information

7. Special Populations Served—Complete for All Activities

Number of Persons in Households				
Subpopulation	Total	Total Persons Served – Prevention	Total Persons Served – RRH	Total Persons Served in Emergency Shelters
Veterans				
Victims of Domestic Violence				
Elderly				
HIV/AIDS				
Chronically Homeless				
Persons with Disabilities:				
Severely Mentally Ill				
Chronic Substance Abuse				
Other Disability				
Total (unduplicated if possible)				

Table 23 – Special Population Served

CR-70 – ESG 91.520(g) - Assistance Provided and Outcomes

10. Shelter Utilization

Number of New Units - Rehabbed	0
Number of New Units - Conversion	0
Total Number of bed-nights available	51,830
Total Number of bed-nights provided	40,009
Capacity Utilization	77.19%

Table 24 – Shelter Capacity

11. Project Outcomes Data measured under the performance standards developed in consultation with the CoC(s)

The data below provide totals and averages for agencies provided ESG funding by Henrico County based on all clients served (not just those identifying as being from Henrico).

The Greater Richmond Continuum of Care adopted performance measures for 2017, three of which are applicable to programs funded with Henrico County ESG funds. The HMIS staff run APR reports quarterly for review by the funded agencies and provides this information to the Project Development Manager. With the exception of providers primarily serving survivors of domestic violence, all programs use HMIS to collect data and monitor program outcomes. Measures and outcomes are as follows:

- Exits to permanent destinations: 54.7%
- Average length of stay (system leavers): 44 days
- Returns to homelessness (after exit to permanent destination): 5.0%

The Greater Richmond Continuum of Care (GRCoC) tracks HEARTH Act system level performance measures for the U.S. Department of Housing and Urban Development and the Virginia Department of Housing and Community Development. In addition, the GRCoC board regularly seeks public comments and reviews the system performance measures and indicators developed by the GRCoC Performance Measurement and Ranking Committees.

The system level performance measures and project level performance measures are used to review and rank applications for federal and state funding for homeless services. ESG staff participates in this ranking and review process. The GRCoC Ranking Committee advises all entitlement jurisdictions within the CoC on performance and alignment with community goals. In 2015 and 2016, the CoC worked with Focus Strategies to complete the Base Year Calculator which uses HEARTH measures to review and monitor system performance. This tool is used by the Ranking and Performance Measurement Committees to monitor and enhance progress on system level outcomes.

Overall, the number of people experiencing homelessness in the CoC has been consistently decreasing since the peak in 2009. From 2016 to 2017, the point-in-time number decreased by 13.1% to 662 people experiencing homelessness in the GRCoC. Between 2015 and 2016, the Annual Homelessness Assessment report has shown increases in the annual number of people in families served in emergency shelter (up 18.7%), the number of single adults served in emergency shelter (up 2.1%), and the number

of single adults served in transitional housing has slightly decreased (up 8.0%). While the larger number of individuals served combined with decreasing point-in-time counts indicate success in reducing lengths of stay, the GRCoC is working through the Coordinated Entry Committee to ensure that all persons served by emergency shelter are literally homeless or have no other housing options. The Shelter Diversion Line and work to improve the existing coordinated entry programs will contribute to this goal.

The community continues to make progress in reducing the number of people who experience homelessness in our community. The CoC uses the Homeless Management Information System (HMIS) to report on HEARTH outcomes and provides data for CAPER reports.

CR-75 – Expenditures

11. Expenditures

11a. ESG Expenditures for Homelessness Prevention

	Dollar Amount of Expenditures in Program Year		
	2014	2015	2016
Expenditures for Rental Assistance	17,000	0	0
Expenditures for Housing Relocation and Stabilization Services - Financial Assistance	0	7,000	6,432
Expenditures for Housing Relocation & Stabilization Services - Services	0	14,500	14,500
Expenditures for Homeless Prevention under Emergency Shelter Grants Program	0	0	0
Subtotal Homelessness Prevention	17,000	21,500	20,932

Table 25 – ESG Expenditures for Homelessness Prevention

11b. ESG Expenditures for Rapid Re-Housing

	Dollar Amount of Expenditures in Program Year		
	2014	2015	2016
Expenditures for Rental Assistance	77,744	0	0
Expenditures for Housing Relocation and Stabilization Services - Financial Assistance	0	0	0
Expenditures for Housing Relocation & Stabilization Services - Services	0	0	0
Expenditures for Homeless Assistance under Emergency Shelter Grants Program	0	62,289	39,000
Subtotal Rapid Re-Housing	77,744	62,289	39,000

Table 26 – ESG Expenditures for Rapid Re-Housing

11c. ESG Expenditures for Emergency Shelter

	Dollar Amount of Expenditures in Program Year		
	2014	2015	2016
Essential Services	0	45,000	46,117
Operations	20,000	0	9,133
Renovation	0	0	0
Major Rehab	0	0	0
Conversion	0	0	0
Subtotal	20,000	45,000	55,250

Table 27 – ESG Expenditures for Emergency Shelter

11d. Other Grant Expenditures

	Dollar Amount of Expenditures in Program Year		
	2014	2015	2016
Street Outreach	0	0	0
HMIS	0	2,500	2,500
Administration	9,137	10,024	10,564

Table 28 - Other Grant Expenditures**11e. Total ESG Grant Funds**

Total ESG Funds Expended	2014	2015	2016
	123,881	141,313	128,246

Table 29 - Total ESG Funds Expended**11f. Match Source**

	2014	2015	2016
Other Non-ESG HUD Funds	0	87,500	0
Other Federal Funds	0	9,504	27,104
State Government	30,000	20,430	0
Local Government	0	45,628	0
Private Funds	67,319	75,000	180,862
Other	36,082	0	0
Fees	0	0	0
Program Income	0	0	0
Total Match Amount	133,401	238,062	207,966

Table 30 - Other Funds Expended on Eligible ESG Activities**11g. Total**

Total Amount of Funds Expended on ESG Activities	2014	2015	2016
	257,282	379,375	336,212

Table 31 - Total Amount of Funds Expended on ESG Activities

Attachments

Figure 1: Areas of Investment of HOME and CDBG Funds

Table 1: Expenditures by Block Group

SAGE Emergency Solutions Grant Data

CDBG Financial Summary Report (PR-26)

CDBG Activity Summary Report (PR-03)

HOME Matching Liability report (PR-33)

Summary of Consolidated Plan Projects (PR-06)

Summary of Accomplishments – HOME (PR-23)

Summary of Accomplishments – CDBG (PR-23)

ESG Financial Summary – (PR-91)

Newspaper advertisement for notice of review period; screen print of web page

Figure 1. County of Henrico Areas of Investment of CDBG and HOME Funds for Program Year 2016-17
Block groups in which CDBG or HOME funds were spent

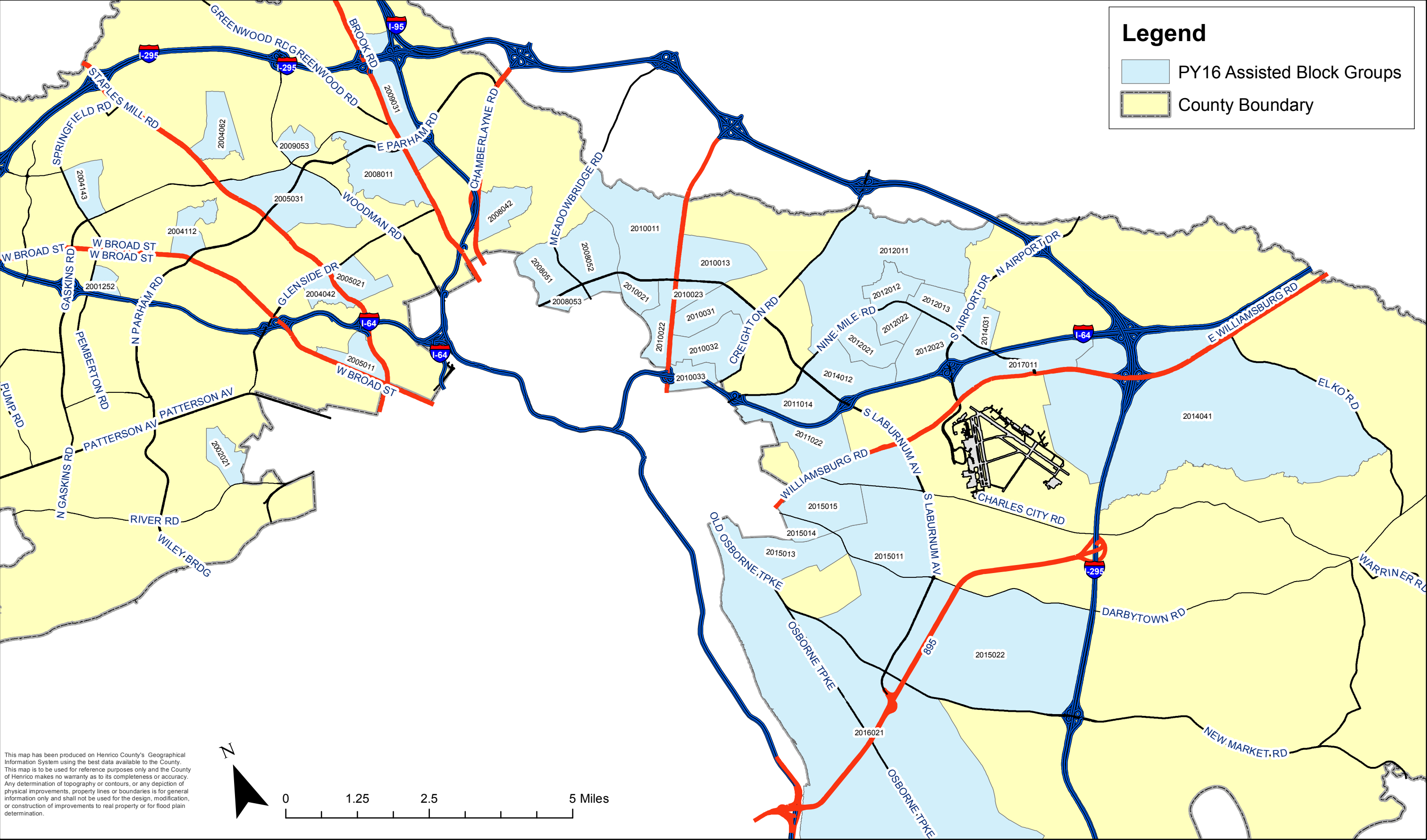


Table 1. 2016-17 CDBG and HOME Expenditures by Block Group

Census Block Group	CDBG		HOME		Total
	DPA, Repairs	Enterprise Zone	DPA, Rehabs	CHDO	
2001221	\$ 11,300.00				\$ 11,300.00
2001252	\$ 5,088.00				\$ 5,088.00
2002021			\$ 16,056.00		\$ 16,056.00
2004042	\$ 12,000.00				\$ 12,000.00
2004062	\$ 2,750.00		\$ 10,606.00		\$ 13,356.00
2004112			\$ 26,450.00		\$ 26,450.00
2004143	\$ 8,025.00				\$ 8,025.00
2005011			\$ 22,083.00		\$ 22,083.00
2005021	\$ 7,835.00				\$ 7,835.00
2005031		\$ 2,500.00			\$ 2,500.00
2008011	\$ 2,750.00		\$ 9,960.00		\$ 12,710.00
2008042	\$ 9,775.00				\$ 9,775.00
2008051	\$ 37,760.00		\$ 67,832.00	\$ 19,325.00	\$ 124,917.00
2008052	\$ 28,365.00	\$ 2,500.00			\$ 30,865.00
2008053	\$ 12,695.00	\$ 2,500.00	\$ 57,430.00	\$ 49,176.00	\$ 121,801.00
2009031	\$ 8,660.00				\$ 8,660.00
2009053	\$ 12,500.00		\$ 44,935.00		\$ 57,435.00
2010011	\$ 6,333.00				\$ 6,333.00
2010013	\$ 9,440.00				\$ 9,440.00
2010021	\$ 40,891.00		\$ 49,980.00		\$ 90,871.00
2010022	\$ 53,051.00				\$ 53,051.00
2010023	\$ 16,528.00				\$ 16,528.00
2010031	\$ 8,942.00				\$ 8,942.00
2010032	\$ -		\$ 13,756.00	\$ 37,636.00	\$ 51,392.00
2010033	\$ 32,155.00				\$ 32,155.00
2011014	\$ 31,155.00		\$ 10,131.00		\$ 41,286.00
2011022	\$ 27,627.22				\$ 27,627.22
2012011	\$ 26,230.00				\$ 26,230.00
2012012	\$ 12,500.00		\$ 84,310.00		\$ 96,810.00
2012013	\$ 18,000.00		\$ 53,841.00	\$ 18,643.00	\$ 90,484.00
2012021	\$ 32,514.00		\$ 13,650.00		\$ 46,164.00
2012022	\$ 2,250.00		\$ 9,100.00		\$ 11,350.00
2012023	\$ 4,500.00		\$ 22,058.00		\$ 26,558.00
2014012	\$ 21,577.00				\$ 21,577.00
2014031	\$ 19,833.00				\$ 19,833.00
2014041	\$ 6,250.00		\$ 49,076.00		\$ 55,326.00
2015011	\$ 10,319.86				\$ 10,319.86
2015013	\$ 11,120.00				\$ 11,120.00
2015014	\$ 6,705.00				\$ 6,705.00
2015015	\$ 13,498.00		\$ 12,131.00		\$ 25,629.00
2015022	\$ 18,703.00				\$ 18,703.00
2016021	\$ 8,050.00				\$ 8,050.00
2017011	\$ 12,500.00		\$ 55,352.00		\$ 67,852.00



HUD ESG CAPER 2017

Grant: **ESG: Henrico County - VA - 2016 Report** Type: **CAPER**

[← Back](#)[Print](#)[Download as Excel file](#)

Q01a. Contact Information

First name	Scott
Middle name	
Last name	Carter
Suffix	
Title	ESG Program Manager
Street Address 1	4062 Crockett Street
Street Address 2	
City	Henrico
State	Virginia
ZIP Code	23228
E-mail Address	scott.carter@henrico.us
Phone Number	(804)501-7612
Extension	
Fax Number	(804)501-7630

Q01b. Grant Information

As of 10/20/2017

ESG Information from IDIS

FISCAL YEAR	GRANT NUMBER	CURRENT AUTHORIZED AMOUNT	TOTAL DRAWN	BALANCE	OBLIGATION DATE	EXPENDITURE DEADLINE
2016	E16UC510003	\$141,855.00	\$127,849.35	\$14,005.65	8/3/2016	8/3/2018
2015	E15UC510003	\$139,425.00	\$139,425.00	\$0	9/30/2015	9/30/2017
2014	E14UC510004	\$126,171.00	\$126,171.00	\$0	10/18/2014	10/18/2016
2013						
2012						
2011						
Total		\$407,451.00	\$393,445.35	\$14,005.65		

CAPER reporting includes funds used from fiscal year:

Project types carried out during the program year:

Enter the number of each type of projects funded through ESG during this program year.

Street Outreach	0
Emergency Shelter	2
Transitional Housing (grandfathered under ES)	0
Day Shelter (funded under ES)	0
Rapid Re-Housing	2
Homelessness Prevention	1

Q01c. Additional Information

HMIS**Comparable Database**

Are 100% of the project(s) funded through ESG, which are allowed to use HMIS, entering data into HMIS?	No
Have all of the projects entered data into Sage via a CSV - CAPER Report upload?	Yes
Are 100% of the project(s) funded through ESG, which are allowed to use a comparable database, entering data into the comparable database?	No
Have all of the projects entered data into Sage via a CSV - CAPER Report upload?	Yes

Q04a: Project Identifiers in HMIS

Organization Name	CARITAS: Single Adult Emergency Shelter Case Management DHCD/VHSP & City
Organization ID	1341
Project Name	CARITAS: Single Adult Emergency Shelter Case Management DHCD/VHSP & City
Project ID	1341
HMIS Project Type	1
Method of Tracking ES	0
Is the Services Only (HMIS Project Type 6) affiliated with a residential project?	
Identify the Project ID's of the Housing Projects this Project is Affiliated with	
CSV Exception?	No
Uploaded via emailed hyperlink?	Yes
Email unique ID record link	2Bnpelei0A
Project name (user-specified)	Emergency Shelter
Project type (user-specified)	Emergency Shelter
Organization Name	Henrico County
Organization ID	1052
Project Name	Henrico County DSS: ESG Prevention
Project ID	1425
HMIS Project Type	12
Method of Tracking ES	
Is the Services Only (HMIS Project Type 6) affiliated with a residential project?	
Identify the Project ID's of the Housing Projects this Project is Affiliated with	
CSV Exception?	No
Uploaded via emailed hyperlink?	Yes
Email unique ID record link	78tdc0o7Ja
Project name (user-specified)	Homeless Prevention
Project type (user-specified)	Homelessness Prevention
Organization Name	Housing Families First
Organization ID	3
Project Name	Housing Families First: Emergency Shelter
Project ID	16

HMIS Project Type	1
Method of Tracking ES	0
Is the Services Only (HMIS Project Type 6) affiliated with a residential project?	
Identify the Project ID's of the Housing Projects this Project is Affiliated with	
CSV Exception?	No
Uploaded via emailed hyperlink?	Yes
Email unique ID record link	M43unODzGw
Project name (user-specified)	Emergency Shelter
Project type (user-specified)	Emergency Shelter
Organization Name	Housing Families First: ESG Rapid Rehousing Henrico
Organization ID	1424
Project Name	Housing Families First: ESG Rapid Rehousing Henrico
Project ID	1424
HMIS Project Type	13
Method of Tracking ES	
Is the Services Only (HMIS Project Type 6) affiliated with a residential project?	
Identify the Project ID's of the Housing Projects this Project is Affiliated with	
CSV Exception?	No
Uploaded via emailed hyperlink?	Yes
Email unique ID record link	0dBtbXIp5D
Project name (user-specified)	Rapid Rehousing
Project type (user-specified)	PH - Rapid Re-Housing
Organization Name	YWCA Richmond
Organization ID	
Project Name	Rapid Re-Housing
Project ID	
HMIS Project Type	13
Method of Tracking ES	
Is the Services Only (HMIS Project Type 6) affiliated with a residential project?	
Identify the Project ID's of the Housing Projects this Project is Affiliated with	
CSV Exception?	No

Uploaded via emailed hyperlink?	Yes
Email unique ID record link	dTNimEDsEI
Project name (user-specified)	Rapid Rehousing
Project type (user-specified)	PH - Rapid Re-Housing

Q05a: Report Validations Table

Total Number of Persons Served	1649
Number of Adults (Age 18 or Over)	1359
Number of Children (Under Age 18)	290
Number of Persons with Unknown Age	0
Number of Leavers	792
Number of Adult Leavers	560
Number of Adult and Head of Household Leavers	560
Number of Stayers	130
Number of Adult Stayers	81
Number of Veterans	39
Number of Chronically Homeless Persons	62
Number of Youth Under Age 25	148
Number of Parenting Youth Under Age 25 with Children	24
Number of Adult Heads of Household	606
Number of Child and Unknown-Age Heads of Household	0
Heads of Households and Adult Stayers in the Project 365 Days or More	0

Q06a: Data Quality: Personally Identifying Information (PII)

Data Element	Client Doesn't Know/Refused	Information Missing	Data Issues	% of Error Rate
Name	0	727	1	0.00
Social Security Number	6	727	5	0.07
Date of Birth	0	727	1	0.04
Race	2	0	0	24.50
Ethnicity	178	727	0	24.50
Gender	0	0	0	0.00
Overall Score				0.11

Q06b: Data Quality: Universal Data Elements

	Error Count	% of Error Rate
Veteran Status	0	0.00 %
Project Entry Date	0	0.00 %
Relationship to Head of Household	43	2.61 %
Client Location	0	0.00 %
Disabling Condition	19	1.15 %

Q06c: Data Quality: Income and Housing Data Quality

	Error Count	% of Error Rate
Destination	170	21.46 %
Income and Sources at Entry	78	12.87 %
Income and Sources at Annual Assessment	0	--
Income and Sources at Exit	59	10.54 %

Q06d: Data Quality: Chronic Homelessness

	Count of Total Records	Missing Time in Institution	Missing Time in Housing	Approximate Date Started DK/R/missing	Number of Times DK/R/missing	Number of Months DK/R/missing	% of Records Unable to Calculate
ES, SH, Street Outreach	602	0	0	83	71	71	1125.36
TH	0	0	0	0	0	0	--
PH (All)	737	0	0	1	0	0	0.00
Total	1339	0	0	0	0	0	0.07

Q06e: Data Quality: Timeliness

	Number of Project Entry Records	Number of Project Exit Records
0 days	810	783
1-3 Days	377	140
4-6 Days	197	120
7-10 Days	92	102
11+ Days	173	374

Q06f: Data Quality: Inactive Records: Street Outreach & Emergency Shelter

	# of Records	# of Inactive Records	% of Inactive Records
Contact (Adults and Heads of Household in Street Outreach or ES - NBN)	727	0	0.00 %
Bed Night (All Clients in ES - NBN)	0	0	--

Q07a: Number of Persons Served

	Total	Without Children	With Children and Adults	With Only Children	Unknown Household Type
Adults	1359	464	177	0	718
Children	290	0	281	0	9
Client Doesn't Know/ Client Refused	0	0	0	0	0
Data Not Collected	0	0	0	0	0
Total	1649	464	458	0	727

Q08a: Households Served

	Total	Without Children	With Children and Adults	With Only Children	Unknown Household Type
Total Households	1333	458	148	0	727

Q08b: Point-in-Time Count of Households on the Last Wednesday

	Total	Without Children	With Children and Adults	With Only Children	Unknown Household Type
January	86	66	18	0	2
April	91	66	20	0	5
July	87	58	26	0	3
October	93	66	25	0	2

Q09a: Number of Persons Contacted

	All Persons Contacted	First contact – NOT staying on the Streets, ES, or SH	First contact – WAS staying on Streets, ES, or SH	First contact – Worker unable to determine
Once	727	666	61	0
2-5 Times	0	0	0	0
6-9 Times	0	0	0	0
10+ Times	0	0	0	0
Total Persons Contacted	727	666	61	0

Q09b: Number of Persons Engaged

	All Persons Contacted	First contact – NOT staying on the Streets, ES, or SH	First contact – WAS staying on Streets, ES, or SH	First contact – Worker unable to determine
Once	0	0	0	0
2-5 Contacts	0	0	0	0
6-9 Contacts	0	0	0	0
10+ Contacts	0	0	0	0
Total Persons Engaged	0	0	0	0

Q10a: Gender of Adults

	Total	Without Children	With Children and Adults	Unknown Household Type
Male	305	222	32	31
Female	1051	241	145	665
Transgender Male to Female	2	0	0	2
Transgender Female to Male	1	1	0	0
Doesn't Identify as Male, Female or Transgender	0	0	0	0
Client Doesn't Know/Client Refused	0	0	0	0
Data Not Collected	0	0	0	0
Subtotal	1359	464	177	0

Q10b: Gender of Children

	Total	With Children and Adults	With Only Children	Unknown Household Type
Male	146	146	0	0
Female	144	135	0	9
Transgender Male to Female	0	0	0	0
Transgender Female to Male	0	0	0	0
Doesn't Identify as Male, Female or Transgender	0	0	0	0
Client Doesn't Know/Client Refused	0	0	0	0
Data Not Collected	0	0	0	0
Subtotal	290	281	0	9

Q10c: Gender of Persons Missing Age Information

	Total	Without Children	With Children and Adults	With Only Children	Unknown Household Type
Male	0	0	0	0	0
Female	0	0	0	0	0
Transgender Male to Female	0	0	0	0	0
Transgender Female to Male	0	0	0	0	0
Doesn't Identify as Male, Female or Transgender	0	0	0	0	0
Client Doesn't Know/Client Refused	0	0	0	0	0
Data Not Collected	0	0	0	0	0
Subtotal	0	0	0	0	0

Q10d: Gender by Age Ranges

	Total	Under Age 18	Age 18-24	Age 25-61	Age 62 and over	Client Doesn't Know/ Client Refused	Data Not Collected
Male	450	146	14	210	30	0	0
Female	1196	144	58	316	12	0	0
Trans Female (MTF or Male to Female)	2	0	0	0	0	0	0
Trans Male (FTM or Female to Male)	1	0	0	1	0	0	0
Gender Non-Conforming (i.e. not exclusively male or female)	0	0	0	0	0	0	0
Client Doesn't Know/Client Refused	0	0	0	0	0	0	0
Data Not Collected	0	0	0	0	0	0	0
Subtotal	1649	290	152	1127	80	0	0

Q11: Age

	Total	Without Children	With Children and Adults	With Only Children	Unknown Household Type
Under 5	120	0	120	0	0
5 - 12	125	0	125	0	0
13 - 17	36	0	36	0	0
18 - 24	152	35	37	0	80
25 - 34	149	70	79	0	0
35 - 44	114	68	46	0	0
45 - 54	154	141	13	0	0
55 - 61	110	108	2	0	0
62+	80	42	0	0	38
Client Doesn't Know/Client Refused	0	0	0	0	0
Data Not Collected	609	0	0	0	609
Total	1649	464	458	0	727

Q12a: Race

	Total	Without Children	With Children and Adults	With Only Children	Unknown Household Type
White	421	119	42	0	260
Black or African American	948	323	384	0	241
Asian	7	1	0	0	6
American Indian or Alaska Native	6	4	0	0	2
Native Hawaiian or Other Pacific Islander	1	0	0	0	1
Multiple Races	88	15	32	0	41
Client Doesn't Know/Client Refused	2	2	0	0	0
Data Not Collected	178	0	0	0	178
Total	1649	464	458	0	727

Q12b: Ethnicity

	Total	Without Children	With Children and Adults	With Only Children	Unknown Household Type
Non-Hispanic/Non-Latino	886	453	433	0	0
Hispanic/Latino	86	11	25	0	50
Client Doesn't Know/Client Refused	0	0	0	0	0
Data Not Collected	677	0	0	0	677
Total	1649	464	458	0	727

Q13a1: Physical and Mental Health Conditions at Start

	Total Persons	Without Children	With Children and Adults	With Only Children	Unknown Household Type
Mental Health Problem	280	150	39	0	91
Alcohol Abuse	18	18	0	0	0
Drug Abuse	19	16	3	0	0
Both Alcohol and Drug Abuse	23	21	2	0	0
Chronic Health Condition	60	53	7	0	0
HIV/AIDS	11	11	0	0	0
Developmental Disability	18	11	6	0	1
Physical Disability	114	82	13	0	19

Q13b1: Physical and Mental Health Conditions at Exit

	Total Persons	Without Children	With Children and Adults	With Only Children	Unknown Household Type
Mental Health Problem	262	137	34	0	91
Alcohol Abuse	19	19	0	0	0
Drug Abuse	20	17	3	0	0
Both Alcohol and Drug Abuse	23	21	2	0	0
Chronic Health Condition	55	50	5	0	0
HIV/AIDS	12	12	0	0	0
Developmental Disability	16	9	6	0	1
Physical Disability	104	73	12	0	19

Q13c1: Physical and Mental Health Conditions for Stayers

	Total Persons	Without Children	With Children and Adults	With Only Children	Unknown Household Type
Mental Health Problem	25	18	7	0	0
Alcohol Abuse	1	1	0	0	0
Drug Abuse	2	2	0	0	0
Both Alcohol and Drug Abuse	0	0	0	0	0
Chronic Health Condition	10	8	2	0	0
HIV/AIDS	0	0	0	0	0
Developmental Disability	2	2	0	0	0
Physical Disability	13	12	1	0	0

Q14a: Domestic Violence History

	Total	Without Children	With Children and Adults	With Only Children	Unknown Household Type
Yes	606	130	62	0	414
No	758	330	115	0	313
Client Doesn't Know/Client Refused	4	4	0	0	0
Data Not Collected	0	0	0	0	0
Total	1368	464	177	0	727

Q14b: Persons Fleeing Domestic Violence

	Total	Without Children	With Children and Adults	With Only Children	Unknown Household Type
Yes	419	22	10	0	387
No	499	107	52	0	340
Client Doesn't Know/Client Refused	1	1	0	0	0
Data Not Collected	0	0	0	0	0
Total	919	130	62	0	727

Q15: Living Situation

	Total	Without Children	With Children and Adults	With Only Children	Unknown Household Type
Homeless Situations					
Emergency shelter, including hotel or motel paid for with emergency shelter voucher	89	68	43	0	0
Transitional housing for homeless persons (including homeless youth)	0	0	0	0	0
Place not meant for habitation	316	5	35	0	0
Safe Haven	0	0	0	0	0
Interim Housing	0	0	0	0	0
Subtotal	85	349	67	0	61
Institutional Settings					
Psychiatric hospital or other psychiatric facility	14	14	0	0	0
Substance abuse treatment facility or detox center	4	4	0	0	0
Hospital or other residential non-psychiatric medical facility	23	22	1	0	0
Jail, prison or juvenile detention facility	1	1	0	0	0
Foster care home or foster care group home	1	1	0	0	0
Long-term care facility or nursing home	3	3	0	0	0
Residential project or halfway house with no homeless criteria	0	0	0	0	0
Subtotal	46	45	1	0	0
Other Locations					
Permanent housing (other than RRH) for formerly homeless persons	0	0	0	0	0
Owned by client, no ongoing housing subsidy	0	0	0	0	0
Owned by client, with ongoing housing subsidy	0	0	0	0	0
Rental by client, no ongoing housing subsidy	7	3	7	0	0
Rental by client, with VASH subsidy	0	0	0	0	0
Rental by client with GPD TIP subsidy	0	0	0	0	0
Rental by client, with other housing subsidy (including RRH)	0	0	0	0	0
Hotel or motel paid for without emergency shelter voucher	30	2	12	0	0
Staying or living in a friend's room, apartment or house	3	20	4	0	0
Staying or living in a family member's room, apartment or house	10	7	3	0	0

Client Doesn't Know/Client Refused	0	0	0	0	0
Data Not Collected	666	0	0	0	666
Subtotal	8	48	8	0	666
Total	90	442	8	0	727

Q20a: Type of Non-Cash Benefit Sources

	Benefit at Entry	Benefit at Latest Annual Assessment for Stayers	Benefit at Exit for Leavers
Supplemental Nutritional Assistance Program	306	0	279
WIC	26	0	24
TANF Child Care Services	1	0	1
TANF Transportation Services	0	0	0
Other TANF-Funded Services	4	0	2
Other Source	0	0	1

Q21: Health Insurance

	At Entry	At Annual Assessment for Stayers	At Exit for Leavers
Medicaid	381	0	363
Medicare	6	0	55
State Children's Health Insurance Program	2	0	2
VA Medical Services	15	0	17
Employer Provided Health Insurance	9	0	8
Health Insurance Through COBRA	2	0	2
Private Pay Health Insurance	7	0	6
State Health Insurance for Adults	65	0	56
Indian Health Services Program	1	0	1
Other	5	0	6
No Health Insurance	374	0	302
Client Doesn't Know/Client Refused	4	0	2
Data Not Collected	60	0	24
Number of Stayers Not Yet Required to Have an Annual Assessment	0	130	0
1 Source of Health Insurance	443	0	424
More than 1 Source of Health Insurance	48	0	42

Q22a2: Length of Participation – ESG Projects

Cannot convert a char value to money. The char value has incorrect syntax.

Q22c: RRH Length of Time between Project Start Date and Housing Move-in Date

Cannot convert a char value to money. The char value has incorrect syntax.

Q22d: Length of Participation by Household Type

Cannot convert a char value to money. The char value has incorrect syntax.

Q23a: Exit Destination – More Than 90 Days

	Total	Without Children	With Children and Adults	With Only Children	Unknown Household Type
Permanent Destinations					
Moved from one HOPWA funded project to HOPWA PH	0	0	0	0	0
Owned by client, no ongoing housing subsidy	2	0	2	0	0
Owned by client, with ongoing housing subsidy	0	0	0	0	0
Rental by client, no ongoing housing subsidy	24	2	22	0	0
Rental by client, with VASH housing subsidy	0	0	0	0	0
Rental by client, with GPD TIP housing subsidy	0	0	0	0	0
Rental by client, with other ongoing housing subsidy	5	0	5	0	0
Permanent housing (other than RRH) for formerly homeless persons	0	0	0	0	0
Staying or living with family, permanent tenure	0	0	0	0	0
Staying or living with friends, permanent tenure	0	0	0	0	0
Rental by client, with RRH or equivalent subsidy	4	0	4	0	0
Subtotal	0	0	0	0	0
Temporary Destinations					
Emergency shelter, including hotel or motel paid for with emergency shelter voucher	0	0	0	0	0
Moved from one HOPWA funded project to HOPWA TH	0	0	0	0	0
Transitional housing for homeless persons (including homeless youth)	0	0	0	0	0
Staying or living with family, temporary tenure (e.g. room, apartment or house)	0	0	0	0	0
Staying or living with friends, temporary tenure (e.g. room, apartment or house)	0	0	0	0	0
Place not meant for habitation (e.g., a vehicle, an abandoned building, bus/train/subway station/airport or anywhere outside)	0	0	0	0	0
Safe Haven	0	0	0	0	0
Hotel or motel paid for without emergency shelter voucher	0	0	0	0	0
Subtotal	0	0	0	0	0
Institutional Settings					
Foster care home or group foster care home	0	0	0	0	0
Psychiatric hospital or other psychiatric facility	0	0	0	0	0
Substance abuse treatment facility or detox center	0	0	0	0	0

Hospital or other residential non-psychiatric medical facility	0	0	0	0	0
Jail, prison, or juvenile detention facility	0	0	0	0	0
Long-term care facility or nursing home	0	0	0	0	0
Subtotal	0	0	0	0	0
Other Destinations					
Residential project or halfway house with no homeless criteria	0	0	0	0	0
Deceased	0	0	0	0	0
Other	0	0	0	0	0
Client Doesn't Know/Client Refused	0	0	0	0	0
Data Not Collected (no exit interview completed)	0	0	0	0	0
Subtotal	0	0	0	0	0
Total	35	2	33	0	0
Total persons exiting to positive housing destinations	31	2	29	0	0
Total persons whose destinations excluded them from the calculation	0	0	0	0	0
Percentage	88.57 %	100.00 %	87.88 %	--	--

Q23b: Exit Destination – 90 Days or Less

Cannot convert a char value to money. The char value has incorrect syntax.

Q23c: Exit Destination – All persons

Cannot convert a char value to money. The char value has incorrect syntax.

Q24: Homelessness Prevention Housing Assessment at Exit


	Total	Without Children	With Children and Adults	With Only Children	Unknown Household Type
Able to maintain the housing they had at project start--Without a subsidy	13	0	13	0	0
Able to maintain the housing they had at project start--With the subsidy they had at project start	0	0	0	0	0
Able to maintain the housing they had at project start--With an on-going subsidy acquired since project start	0	0	0	0	0
Able to maintain the housing they had at project start--Only with financial assistance other than a subsidy	0	0	0	0	0
Moved to new housing unit--With on-going subsidy	0	0	0	0	0
Moved to new housing unit--Without an on-going subsidy	0	0	0	0	0
Moved in with family/friends on a temporary basis	0	0	0	0	0
Moved in with family/friends on a permanent basis	0	0	0	0	0
Moved to a transitional or temporary housing facility or program	0	0	0	0	0
Client became homeless – moving to a shelter or other place unfit for human habitation	15	0	3	0	12
Client went to jail/prison	0	0	0	0	0
Client died	0	0	0	0	0
Client doesn't know/Client refused	0	0	0	0	0
Data not collected (no exit interview completed)	715	0	0	0	715
Total	743	0	16	0	727

Q25a: Number of Veterans

	Total	Without Children	With Children and Adults	Unknown Household Type
Chronically Homeless Veteran	4	4	0	0
Non-Chronically Homeless Veteran	35	30	5	0
Not a Veteran	602	430	172	0
Client Doesn't Know/Client Refused	0	0	0	0
Data Not Collected	727	0	0	727
Total	1368	464	177	727

Q26b: Number of Chronically Homeless Persons by Household

	Total	Without Children	With Children and Adults	With Only Children	Unknown Household Type
Chronically Homeless	62	54	8	0	0
Not Chronically Homeless	773	347	426	0	0
Client Doesn't Know/Client Refused	3	3	0	0	0
Data Not Collected	811	60	24	0	727
Total	1649	464	458	0	727



Office of Community Planning and Development
U.S. Department of Housing and Urban Development
Integrated Disbursement and Information System
PR26 - CDBG Financial Summary Report
Program Year 2016
HENRICO COUNTY , VA

DATE: 11-21-17
TIME: 14:34
PAGE: 1

PART I: SUMMARY OF CDBG RESOURCES

01 UNEXPENDED CDBG FUNDS AT END OF PREVIOUS PROGRAM YEAR	744,925.37
02 ENTITLEMENT GRANT	1,538,617.00
03 SURPLUS URBAN RENEWAL	0.00
04 SECTION 108 GUARANTEED LOAN FUNDS	0.00
05 CURRENT YEAR PROGRAM INCOME	0.00
05a CURRENT YEAR SECTION 108 PROGRAM INCOME (FOR SI TYPE)	0.00
06 FUNDS RETURNED TO THE LINE-OF-CREDIT	0.00
06a FUNDS RETURNED TO THE LOCAL CDBG ACCOUNT	0.00
07 ADJUSTMENT TO COMPUTE TOTAL AVAILABLE	0.00
08 TOTAL AVAILABLE (SUM, LINES 01-07)	2,283,542.37

PART II: SUMMARY OF CDBG EXPENDITURES

09 DISBURSEMENTS OTHER THAN SECTION 108 REPAYMENTS AND PLANNING/ADMINISTRATION	996,664.64
10 ADJUSTMENT TO COMPUTE TOTAL AMOUNT SUBJECT TO LOW/MOD BENEFIT	0.00
11 AMOUNT SUBJECT TO LOW/MOD BENEFIT (LINE 09 + LINE 10)	996,664.64
12 DISBURSED IN IDIS FOR PLANNING/ADMINISTRATION	306,190.68
13 DISBURSED IN IDIS FOR SECTION 108 REPAYMENTS	0.00
14 ADJUSTMENT TO COMPUTE TOTAL EXPENDITURES	0.00
15 TOTAL EXPENDITURES (SUM, LINES 11-14)	1,302,855.32
16 UNEXPENDED BALANCE (LINE 08 - LINE 15)	980,687.05

PART III: LOW/MOD BENEFIT THIS REPORTING PERIOD

17 EXPENDED FOR LOW/MOD HOUSING IN SPECIAL AREAS	0.00
18 EXPENDED FOR LOW/MOD MULTI-UNIT HOUSING	0.00
19 DISBURSED FOR OTHER LOW/MOD ACTIVITIES	996,664.64
20 ADJUSTMENT TO COMPUTE TOTAL LOW/MOD CREDIT	0.00
21 TOTAL LOW/MOD CREDIT (SUM, LINES 17-20)	996,664.64
22 PERCENT LOW/MOD CREDIT (LINE 21/LINE 11)	100.00%

LOW/MOD BENEFIT FOR MULTI-YEAR CERTIFICATIONS


23 PROGRAM YEARS(PY) COVERED IN CERTIFICATION	PY: 2015 PY: 2016 PY:
24 CUMULATIVE NET EXPENDITURES SUBJECT TO LOW/MOD BENEFIT CALCULATION	2,068,958.93
25 CUMULATIVE EXPENDITURES BENEFITING LOW/MOD PERSONS	2,068,958.93
26 PERCENT BENEFIT TO LOW/MOD PERSONS (LINE 25/LINE 24)	100.00%

PART IV: PUBLIC SERVICE (PS) CAP CALCULATIONS

27 DISBURSED IN IDIS FOR PUBLIC SERVICES	209,010.41
28 PS UNLIQUIDATED OBLIGATIONS AT END OF CURRENT PROGRAM YEAR	0.00
29 PS UNLIQUIDATED OBLIGATIONS AT END OF PREVIOUS PROGRAM YEAR	0.00
30 ADJUSTMENT TO COMPUTE TOTAL PS OBLIGATIONS	0.00
31 TOTAL PS OBLIGATIONS (LINE 27 + LINE 28 - LINE 29 + LINE 30)	209,010.41
32 ENTITLEMENT GRANT	1,538,617.00
33 PRIOR YEAR PROGRAM INCOME	0.00
34 ADJUSTMENT TO COMPUTE TOTAL SUBJECT TO PS CAP	0.00
35 TOTAL SUBJECT TO PS CAP (SUM, LINES 32-34)	1,538,617.00
36 PERCENT FUNDS OBLIGATED FOR PS ACTIVITIES (LINE 31/LINE 35)	13.58%

PART V: PLANNING AND ADMINISTRATION (PA) CAP

37 DISBURSED IN IDIS FOR PLANNING/ADMINISTRATION	306,190.68
38 PA UNLIQUIDATED OBLIGATIONS AT END OF CURRENT PROGRAM YEAR	0.00
39 PA UNLIQUIDATED OBLIGATIONS AT END OF PREVIOUS PROGRAM YEAR	0.00
40 ADJUSTMENT TO COMPUTE TOTAL PA OBLIGATIONS	0.00
41 TOTAL PA OBLIGATIONS (LINE 37 + LINE 38 - LINE 39 + LINE 40)	306,190.68
42 ENTITLEMENT GRANT	1,538,617.00
43 CURRENT YEAR PROGRAM INCOME	0.00
44 ADJUSTMENT TO COMPUTE TOTAL SUBJECT TO PA CAP	0.00
45 TOTAL SUBJECT TO PA CAP (SUM, LINES 42-44)	1,538,617.00
46 PERCENT FUNDS OBLIGATED FOR PA ACTIVITIES (LINE 41/LINE 45)	19.90%



Office of Community Planning and Development
U.S. Department of Housing and Urban Development
Integrated Disbursement and Information System
PR26 - CDBG Financial Summary Report
Program Year 2016
HENRICO COUNTY , VA

DATE: 11-21-17
TIME: 14:34
PAGE: 2

LINE 17 DETAIL: ACTIVITIES TO CONSIDER IN DETERMINING THE AMOUNT TO ENTER ON LINE 17


Report returned no data.

LINE 18 DETAIL: ACTIVITIES TO CONSIDER IN DETERMINING THE AMOUNT TO ENTER ON LINE 18

Report returned no data.

LINE 19 DETAIL: ACTIVITIES INCLUDED IN THE COMPUTATION OF LINE 19

Plan Year	IDIS Project	IDIS Activity	Voucher Number	Activity Name	Matrix Code	National Objective	Drawn Amount
2016	13	1142	5971454	Home Maintenance Workshops	05	LMA	\$77.93
2016	13	1142	5980661	Home Maintenance Workshops	05	LMA	\$1,617.49
2016	13	1142	5988829	Home Maintenance Workshops	05	LMA	\$2,870.14
2016	13	1142	5999672	Home Maintenance Workshops	05	LMA	\$989.68
2016	13	1142	6009053	Home Maintenance Workshops	05	LMA	\$429.32
2016	13	1142	6017750	Home Maintenance Workshops	05	LMA	\$1,492.61
2016	13	1142	6031410	Home Maintenance Workshops	05	LMA	\$1,408.07
2016	13	1142	6085055	Home Maintenance Workshops	05	LMA	\$131.00
2016	13	1142	6088725	Home Maintenance Workshops	05	LMA	\$104.87
2016	14	1141	5988828	HumanKind FOC	05	LMC	\$1,500.00
2016	14	1141	5999670	HumanKind FOC	05	LMC	\$2,136.36
2016	14	1141	6009052	HumanKind FOC	05	LMC	\$2,136.36
2016	14	1141	6017749	HumanKind FOC	05	LMC	\$2,136.36
2016	14	1141	6031407	HumanKind FOC	05	LMC	\$2,136.36
2016	14	1141	6041084	HumanKind FOC	05	LMC	\$2,136.36
2016	14	1141	6047675	HumanKind FOC	05	LMC	\$2,136.36
2016	14	1141	6058180	HumanKind FOC	05	LMC	\$4,272.72
2016	14	1141	6076347	HumanKind FOC	05	LMC	\$2,136.36
2016	14	1141	6085052	HumanKind FOC	05	LMC	\$2,136.36
2016	14	1141	6088705	HumanKind FOC	05	LMC	\$2,136.40
					05	Matrix Code	\$34,121.11
2016	6	1136	5980660	CONNECT	05D	LMC	\$6,055.30
2016	6	1136	5988826	CONNECT	05D	LMC	\$12,232.59
2016	6	1136	5999668	CONNECT	05D	LMC	\$16,269.34
2016	6	1136	6009049	CONNECT	05D	LMC	\$11,448.76
2016	6	1136	6017746	CONNECT	05D	LMC	\$12,386.83
2016	6	1136	6031403	CONNECT	05D	LMC	\$12,002.82
2016	6	1136	6041078	CONNECT	05D	LMC	\$11,871.85
2016	6	1136	6047670	CONNECT	05D	LMC	\$12,091.69
2016	6	1136	6058177	CONNECT	05D	LMC	\$16,460.09
2016	6	1136	6067275	CONNECT	05D	LMC	\$11,452.30
2016	6	1136	6076343	CONNECT	05D	LMC	\$14,276.01
2016	6	1136	6085048	CONNECT	05D	LMC	\$12,910.63
2016	6	1136	6088702	CONNECT	05D	LMC	\$6,668.92
					05D	Matrix Code	\$156,127.13
2016	17	1143	6009054	Home Inc Fair Housing	05J	LMC	\$3,120.00
2016	17	1143	6041086	Home Inc Fair Housing	05J	LMC	\$7,994.00
2016	17	1143	6076348	Home Inc Fair Housing	05J	LMC	\$3,106.00
2016	17	1143	6088726	Home Inc Fair Housing	05J	LMC	\$780.00
					05J	Matrix Code	\$15,000.00
2015	18	1102	5999663	ESG15 Homeless Prevention	05Q	LMC	\$3,762.17
					05Q	Matrix Code	\$3,762.17
2016	8	1138	5988827	PH Minor Home Repairs	14A	LMH	\$12,748.00
2016	8	1138	6031405	PH Minor Home Repairs	14A	LMH	\$21,270.00
2016	8	1138	6047672	PH Minor Home Repairs	14A	LMH	\$96,533.00
2016	8	1138	6058178	PH Minor Home Repairs	14A	LMH	\$128,324.22
2016	8	1138	6067276	PH Minor Home Repairs	14A	LMH	\$38,527.86



Office of Community Planning and Development
U.S. Department of Housing and Urban Development
Integrated Disbursement and Information System
PR26 - CDBG Financial Summary Report
Program Year 2016
HENRICO COUNTY , VA

DATE: 11-21-17
TIME: 14:34
PAGE: 3

Plan Year	IDIS Project	IDIS Activity	Voucher Number	Activity Name	Matrix Code	National Objective	Drawn Amount
2016	8	1138	6076345	PH Minor Home Repairs	14A	LMH	\$107,611.00
2016	8	1138	6085049	PH Minor Home Repairs	14A	LMH	\$91,243.00
2016	8	1138	6088703	PH Minor Home Repairs	14A	LMH	\$18,703.00
					14A	Matrix Code	\$514,960.08
2016	7	1137	6009050	PH Rehab Admin	14H	LMH	\$12,500.00
2016	7	1137	6017748	PH Rehab Admin	14H	LMH	\$18,750.00
2016	7	1137	6031404	PH Rehab Admin	14H	LMH	\$18,750.00
2016	7	1137	6047671	PH Rehab Admin	14H	LMH	\$12,500.00
					14H	Matrix Code	\$62,500.00
2016	9	1139	6009051	HOME Inc Down Payment Assistance Admin	14J	LMH	\$5,500.00
2016	9	1139	6031406	HOME Inc Down Payment Assistance Admin	14J	LMH	\$2,750.00
2016	9	1139	6041079	HOME Inc Down Payment Assistance Admin	14J	LMH	\$2,750.00
2016	9	1139	6047673	HOME Inc Down Payment Assistance Admin	14J	LMH	\$5,500.00
2016	9	1139	6076346	HOME Inc Down Payment Assistance Admin	14J	LMH	\$3,500.00
2016	10	1140	5999669	SCDHC Down Payment Assistance Admin	14J	LMH	\$2,250.00
2016	10	1140	6041083	SCDHC Down Payment Assistance Admin	14J	LMH	\$2,250.00
2016	10	1140	6058179	SCDHC Down Payment Assistance Admin	14J	LMH	\$2,250.00
2016	10	1140	6088704	SCDHC Down Payment Assistance Admin	14J	LMH	\$6,750.00
					14J	Matrix Code	\$33,500.00
2016	3	1133	5980659	Commercial Assistance Program	18B	LMJ	\$6,557.55
2016	3	1133	5988825	Commercial Assistance Program	18B	LMJ	\$12,702.52
2016	3	1133	5999667	Commercial Assistance Program	18B	LMJ	\$17,635.65
2016	3	1133	6009048	Commercial Assistance Program	18B	LMJ	\$12,548.13
2016	3	1133	6017715	Commercial Assistance Program	18B	LMJ	\$12,881.67
2016	3	1133	6031401	Commercial Assistance Program	18B	LMJ	\$13,021.60
2016	3	1133	6041077	Commercial Assistance Program	18B	LMJ	\$13,405.82
2016	3	1133	6047669	Commercial Assistance Program	18B	LMJ	\$14,508.80
2016	3	1133	6058175	Commercial Assistance Program	18B	LMJ	\$19,040.74
2016	3	1133	6067274	Commercial Assistance Program	18B	LMJ	\$13,803.42
2016	3	1133	6076341	Commercial Assistance Program	18B	LMJ	\$13,580.77
2016	3	1133	6085046	Commercial Assistance Program	18B	LMJ	\$12,878.27
2016	3	1133	6088701	Commercial Assistance Program	18B	LMJ	\$6,629.21
2016	5	1135	6076342	Design Assistance	18B	LMJ	\$5,000.00
2016	5	1135	6085047	Design Assistance	18B	LMJ	\$2,500.00
					18B	Matrix Code	\$176,694.15
Total							\$996,664.64

LINE 27 DETAIL: ACTIVITIES INCLUDED IN THE COMPUTATION OF LINE 27

Plan Year	IDIS Project	IDIS Activity	Voucher Number	Activity Name	Matrix Code	National Objective	Drawn Amount
2016	13	1142	5971454	Home Maintenance Workshops	05	LMA	\$77.93
2016	13	1142	5980661	Home Maintenance Workshops	05	LMA	\$1,617.49
2016	13	1142	5988829	Home Maintenance Workshops	05	LMA	\$2,870.14
2016	13	1142	5999672	Home Maintenance Workshops	05	LMA	\$989.68
2016	13	1142	6009053	Home Maintenance Workshops	05	LMA	\$429.32
2016	13	1142	6017750	Home Maintenance Workshops	05	LMA	\$1,492.61
2016	13	1142	6031410	Home Maintenance Workshops	05	LMA	\$1,408.07
2016	13	1142	6085055	Home Maintenance Workshops	05	LMA	\$131.00
2016	13	1142	6088725	Home Maintenance Workshops	05	LMA	\$104.87
2016	14	1141	5988828	HumanKind FOC	05	LMC	\$1,500.00
2016	14	1141	5999670	HumanKind FOC	05	LMC	\$2,136.36
2016	14	1141	6009052	HumanKind FOC	05	LMC	\$2,136.36
2016	14	1141	6017749	HumanKind FOC	05	LMC	\$2,136.36
2016	14	1141	6031407	HumanKind FOC	05	LMC	\$2,136.36
2016	14	1141	6041084	HumanKind FOC	05	LMC	\$2,136.36

Total:	50	0	0	0	50	0	0	0
---------------	-----------	----------	----------	----------	-----------	----------	----------	----------

Female-headed Households:	39	0	39
---------------------------	----	---	----

<i>Income Category:</i>				
	Owner	Renter	Total	Person
Extremely Low	2	0	2	0
Low Mod	21	0	21	0
Moderate	27	0	27	0
Non Low Moderate	0	0	0	0
Total	50	0	50	0
Percent Low/Mod	100.0%		100.0%	

Annual Accomplishments

Years	Accomplishment Narrative	# Benefitting
-------	--------------------------	---------------

2015	Minor home repairs were provided to 50 low-income homeowners in Henrico County.	
------	---	--

PGM Year:	2015
Project:	0013 - Trinity Village Community Playground
IDIS Activity:	1095 - Trinity Village Community Playground

Status:	Completed 10/14/2016 12:00:00 AM	Objective:	Create suitable living environments
Location:	3601 Dill Rd Richmond, VA 23222-3459	Outcome:	Availability/accessibility
		Matrix Code:	Parks, Recreational Facilities (03F) National Objective: LMC

Initial Funding Date: 10/07/2016

Description:

This activity provides funding to Trinity Family Life Center in order to construct a playground for their program participants and the surrounding neighborhood.

Financing

	Fund Type	Grant Year	Grant	Funded Amount	Drawn In Program Year	Drawn Thru Program Year
CDBG	EN	2015	B15UC510003	\$25,000.00	\$0.00	\$25,000.00
Total	Total			\$25,000.00	\$0.00	\$25,000.00

Proposed Accomplishments

Public Facilities : 1

Actual Accomplishments

<i>Number assisted:</i>	Owner		Renter		Total		Person	
	Total	Hispanic	Total	Hispanic	Total	Hispanic	Total	Hispanic
White:	0	0	0	0	0	0	2	0
Black/African American:	0	0	0	0	0	0	97	0
Asian:	0	0	0	0	0	0	0	0
American Indian/Alaskan Native:	0	0	0	0	0	0	0	0
Native Hawaiian/Other Pacific Islander:	0	0	0	0	0	0	0	0

American Indian/Alaskan Native & White:	0	0	0	0	0	0	0	0
Asian White:	0	0	0	0	0	0	0	0
Black/African American & White:	0	0	0	0	0	0	1	0
American Indian/Alaskan Native & Black/African American:	0	0	0	0	0	0	0	0
Other multi-racial:	0	0	0	0	0	0	0	0
Asian/Pacific Islander:	0	0	0	0	0	0	0	0
Hispanic:	0	0	0	0	0	0	0	0
Total:	0	0	0	0	0	0	100	0

Female-headed Households: 0 0 0

Income Category:

	Owner	Renter	Total	Person
Extremely Low	0	0	0	12
Low Mod	0	0	0	40
Moderate	0	0	0	28
Non Low Moderate	0	0	0	20
Total	0	0	0	100
Percent Low/Mod				80.0%

Annual Accomplishments

Years	Accomplishment Narrative	# Benefitting
-------	--------------------------	---------------

2015 A playground serving children in the programs at Trinity Family Life Center was opened September 12, 2016. The playground is also open to the

PGM Year: 2014

Project: 0019 - Highland Springs Historic District Survey

IDIS Activity: 1097 - Historic District Survey Highland Springs

Status: Completed 1/1/2017 12:00:00 AM

Objective:

Location: ,

Outcome:

Matrix Code: Planning (20)

National Objective:

Initial Funding Date: 01/08/2016

Description:

This activity provides funds towards Henrico County's share of a cost-share grant from the Virginia Dept. of Historic Resources in order to complete a historic survey of Highland Springs. PY 2014 funds of \$17,500 were used to complete a representative survey of 240 resources and completion of a PIF. PY 2015 funds of \$50,000 along with \$17,500 remaining PY 2014 funds were used to complete 600 additional resource surveys. PY 2016 Activity # 1150 will continue this work, up to completion of the surveys and preparation of a nomination report.

Financing

	Fund Type	Grant Year	Grant	Funded Amount	Drawn In Program Year	Drawn Thru Program Year
CDBG	EN	Pre-2015		\$17,500.00	\$0.00	\$0.00
		2014	B14UC510003		\$0.00	\$17,500.00
		2015	B15UC510003	\$67,500.00	\$67,500.00	\$67,500.00
Total	Total			\$85,000.00	\$67,500.00	\$85,000.00

Proposed Accomplishments

Actual Accomplishments

Number assisted:	Owner		Renter		Total		Person	
	Total	Hispanic	Total	Hispanic	Total	Hispanic	Total	Hispanic
White:					0	0		
Black/African American:					0	0		
Asian:					0	0		
American Indian/Alaskan Native:					0	0		
Native Hawaiian/Other Pacific Islander:					0	0		
American Indian/Alaskan Native & White:					0	0		
Asian White:					0	0		
Black/African American & White:					0	0		
American Indian/Alaskan Native & Black/African American:					0	0		
Other multi-racial:					0	0		
Asian/Pacific Islander:					0	0		
Hispanic:					0	0		
Total:	0	0	0	0	0	0	0	0
Female-headed Households:					0			

Income Category:	Owner	Renter	Total	Person
Extremely Low			0	
Low Mod			0	
Moderate			0	
Non Low Moderate			0	
Total	0	0	0	0
Percent Low/Mod				

Annual Accomplishments

No data returned for this view. This might be because the applied filter excludes all data.

PGM Year:	2015
Project:	0018 - ESG15 2015-16 ESG program
IDIS Activity:	1102 - ESG15 Homeless Prevention

Status:	Open	Objective:	Provide decent affordable housing
Location:	8600 Dixon Powers Dr Henrico, VA 23228-2735	Outcome:	Affordability
		Matrix Code:	Subsistence Payment (05Q)
		National Objective:	LMC

Initial Funding Date: 02/08/2016

Description:

provides funding for the 2015-2016 homeless prevention activities through DSS and YWCA hotline.

Financing

	Fund Type	Grant Year	Grant	Funded Amount	Drawn In Program Year	Drawn Thru Program Year
CDBG	EN	2015	B15UC510003	\$5,242.17	\$3,762.17	\$5,242.17
Total	Total			\$5,242.17	\$3,762.17	\$5,242.17

Proposed Accomplishments

People (General) : 12

Actual Accomplishments

Number assisted:	Owner		Renter		Total		Person	
	Total	Hispanic	Total	Hispanic	Total	Hispanic	Total	Hispanic
White:	0	0	0	0	0	0		0
Black/African American:	0	0	0	0	0	0	2	0
Asian:	0	0	0	0	0	0	0	0
American Indian/Alaskan Native:	0	0	0	0	0	0	0	0
Native Hawaiian/Other Pacific Islander:	0	0	0	0	0	0	0	0
American Indian/Alaskan Native & White:	0	0	0	0	0	0	0	0
Asian White:	0	0	0	0	0	0	0	0
Black/African American & White:	0	0	0	0	0	0	1	0
American Indian/Alaskan Native & Black/African American:	0	0	0	0	0	0	0	0
Other multi-racial:	0	0	0	0	0	0	0	0
Asian/Pacific Islander:	0	0	0	0	0	0	0	0
Hispanic:	0	0	0	0	0	0	0	0
Total:	0	0	0	0	0	0	3	0
Female-headed Households:	0		0		0			

Income Catearv:

	Owner	Renter	Total	Person
Extremely Low	0	0	0	0
Low Mod	0	0	0	2
Moderate	0	0	0	1
Non Low Moderate	0	0	0	0
Total	0	0	0	3
Percent Low/Mod				100.0%

Annual Accomplishments

Years	Accomplishment Narrative	# Benefitting
2015	Two families has been provided funds for preventing homelessness.	
PGM Year:	2016	

Project:

IDIS Activity:

0001 - CDBG Administration

1132 - CDBG Administration

Status:

Open

Location:

,

Objective:

Outcome:

Matrix Code:

General Program Administration (21A)

National Objective:

Initial Funding Date:

11/03/2016

Description:

Financing

	Fund Type	Grant Year	Grant	Funded Amount	Drawn In Program Year	Drawn Thru Program Year
CDBG	EN	2015	B15UC510003	\$178,033.40	\$178,033.40	\$178,033.40
		2016	B16UC510003	\$70,564.50	\$70,564.50	\$70,564.50
Total	Total			\$248,597.90	\$248,597.90	\$248,597.90

Proposed Accomplishments

Actual Accomplishments

Number assisted:	Owner		Renter		Total		Person	
	Total	Hispanic	Total	Hispanic	Total	Hispanic	Total	Hispanic
White:					0	0		
Black/African American:					0	0		
Asian:					0	0		
American Indian/Alaskan Native:					0	0		
Native Hawaiian/Other Pacific Islander:					0	0		
American Indian/Alaskan Native & White:					0	0		
Asian White:					0	0		
Black/African American & White:					0	0		
American Indian/Alaskan Native & Black/African American:					0	0		
Other multi-racial:					0	0		
Asian/Pacific Islander:					0	0		
Hispanic:					0	0		
Total:	0	0	0	0	0	0	0	0
Female-headed Households:					0			
Income Category:	Owner	Renter	Total	Person				
Extremely Low			0					
Low Mod			0					
Moderate			0					
Non Low Moderate			0					

Total	0	0	0	0
Percent Low/Mod				

Annual Accomplishments

No data returned for this view. This might be because the applied filter excludes all data.

PGM Year:	2016			
Project:	0003 - Commercial Assistance Program			
IDIS Activity:	1133 - Commercial Assistance Program			

Status:	Open			Objective:	Create economic opportunities			
Location:	4062 Crockett St Henrico, VA 23228-4114			Outcome:	Availability/accessibility			
				Matrix Code:	ED Technical Assistance (18B)		National Objective:	LMJ

Initial Funding Date: 11/03/2016

Description:

Financing

	Fund Type	Grant Year	Grant	Funded Amount	Drawn In Program Year	Drawn Thru Program Year
CDBG	EN	2015	B15UC510003	\$114,088.58	\$114,088.58	\$114,088.58
		2016	B16UC510003	\$55,105.57	\$55,105.57	\$55,105.57
Total	Total			\$169,194.15	\$169,194.15	\$169,194.15

Proposed Accomplishments

Jobs : 6

Actual Accomplishments

Number assisted:

	Owner		Renter		Total		Person	
	Total	Hispanic	Total	Hispanic	Total	Hispanic	Total	Hispanic
White:	0	0	0	0	0	0		0
Black/African American:	0	0	0	0	0	0	0	0
Asian:	0	0	0	0	0	0	0	0
American Indian/Alaskan Native:	0	0	0	0	0	0	0	0
Native Hawaiian/Other Pacific Islander:	0	0	0	0	0	0	0	0
American Indian/Alaskan Native & White:	0	0	0	0	0	0	0	0
Asian White:	0	0	0	0	0	0	0	0
Black/African American & White:	0	0	0	0	0	0	0	0

American Indian/Alaskan Native & Black/African American:	0	0	0	0	0	0	0	0
Other multi-racial:	0	0	0	0	0	0	0	0
Asian/Pacific Islander:	0	0	0	0	0	0	0	0
Hispanic:	0	0	0	0	0	0	0	0
Total:	0	0	0	0	0	0	0	0

Female-headed Households:	0	0	0
---------------------------	---	---	---

<i>Income Category:</i>				
	Owner	Renter	Total	Person
Extremely Low	0	0	0	0
Low Mod	0	0	0	0
Moderate	0	0	0	0
Non Low Moderate	0	0	0	0
Total	0	0	0	0
Percent Low/Mod				

Annual Accomplishments

No data returned for this view. This might be because the applied filter excludes all data.

PGM Year:	2016
Project:	0005 - Enterprise Zone Design Assistance
IDIS Activity:	1135 - Design Assistance

Status:	Open	Objective:	Create economic opportunities
Location:	4062 Crockett St Henrico, VA 23228-4114	Outcome:	Availability/accessibility
		Matrix Code:	ED Technical Assistance (18B)
		National Objective:	LMJ

Initial Funding Date: 09/01/2017

Description:

This activity provides design assistance for facade renovations to businesses located within the County's Enterprise Zone.

Financing

	Fund Type	Grant Year	Grant	Funded Amount	Drawn In Program Year	Drawn Thru Program Year
CDBG	EN	2016	B16UC510003	\$7,500.00	\$7,500.00	\$7,500.00
Total	Total			\$7,500.00	\$7,500.00	\$7,500.00

Proposed Accomplishments

Jobs : 1

Actual Accomplishments

Number assisted:	Owner		Renter		Total		Person	
	Total	Hispanic	Total	Hispanic	Total	Hispanic	Total	Hispanic
White:	0	0	0	0	0	0		0
Black/African American:	0	0	0	0	0	0	0	0
Asian:	0	0	0	0	0	0	0	0
American Indian/Alaskan Native:	0	0	0	0	0	0	0	0
Native Hawaiian/Other Pacific Islander:	0	0	0	0	0	0	0	0
American Indian/Alaskan Native & White:	0	0	0	0	0	0	0	0
Asian White:	0	0	0	0	0	0	0	0
Black/African American & White:	0	0	0	0	0	0	0	0
American Indian/Alaskan Native & Black/African American:	0	0	0	0	0	0	0	0
Other multi-racial:	0	0	0	0	0	0	0	0
Asian/Pacific Islander:	0	0	0	0	0	0	0	0
Hispanic:	0	0	0	0	0	0	0	0
Total:	0	0	0	0	0	0	0	0
Female-headed Households:	0		0		0			

Income Cateaorv:

	Owner	Renter	Total	Person
Extremely Low	0	0	0	0
Low Mod	0	0	0	0
Moderate	0	0	0	0
Non Low Moderate	0	0	0	0
Total	0	0	0	0
Percent Low/Mod				

Annual Accomplishments

No data returned for this view. This might be because the applied filter excludes all data.

PGM Year: 2016
Project: 0006 - Connect Program
IDIS Activity: 1136 - CONNECT

Status: Open
Location: 10299 Woodman Rd Glen Allen, VA 23060-4419

Objective: Create suitable living environments
Outcome: Availability/accessibility
Matrix Code: Youth Services (05D)

National Objective: LMC

Initial Funding Date: 11/03/2016

Description:

This activity provides funding towards the County's CONNECT program, an after-school program for children in subsidized housing.

Financing

	Fund Type	Grant Year	Grant	Funded Amount	Drawn In Program Year	Drawn Thru Program Year
CDBG	EN	2015	B15UC510003	\$94,359.18	\$94,359.18	\$94,359.18
		2016	B16UC510003	\$61,767.95	\$61,767.95	\$61,767.95
Total	Total			\$156,127.13	\$156,127.13	\$156,127.13

Proposed Accomplishments

People (General) : 150

Actual Accomplishments

Number assisted:

	Owner		Renter		Total		Person	
	Total	Hispanic	Total	Hispanic	Total	Hispanic	Total	Hispanic
White:	0	0	0	0	0	0	3	0
Black/African American:	0	0	0	0	0	0	95	0
Asian:	0	0	0	0	0	0	0	0
American Indian/Alaskan Native:	0	0	0	0	0	0	0	0
Native Hawaiian/Other Pacific Islander:	0	0	0	0	0	0	0	0
American Indian/Alaskan Native & White:	0	0	0	0	0	0	0	0
Asian White:	0	0	0	0	0	0	0	0
Black/African American & White:	0	0	0	0	0	0	0	0
American Indian/Alaskan Native & Black/African American:	0	0	0	0	0	0	0	0
Other multi-racial:	0	0	0	0	0	0	1	0
Asian/Pacific Islander:	0	0	0	0	0	0	0	0
Hispanic:	0	0	0	0	0	0	0	0
Total:	0	0	0	0	0	0	99	0

Female-headed Households: 0 0 0

Income Category:

	Owner	Renter	Total	Person
Extremely Low	0	0	0	99
Low Mod	0	0	0	0
Moderate	0	0	0	0
Non Low Moderate	0	0	0	0
Total	0	0	0	99
Percent Low/Mod				100.0%

Annual Accomplishments

Years	Accomplishment Narrative	# Benefitting
-------	--------------------------	---------------

2016	CONNECT provided after-school programs for 99 children living in low-income and subsidized housing complexes.				
PGM Year:	2016				
Project:	0007 - project:HOMES Homeowner Rehabilitation Program				
IDIS Activity:	1137 - PH Rehab Admin				

Status:	Open	Objective:	Create suitable living environments		
Location:	88 Carnation St Richmond, VA 23225-6811	Outcome:	Availability/accessibility		
		Matrix Code:	Rehabilitation Administration (14H)	National Objective:	LMH

Initial Funding Date: 02/06/2017

Description:

This program provides funds to project:HOMES toward the administration of the Moderate Rehabilitation Program.

Financing

	Fund Type	Grant Year	Grant	Funded Amount	Drawn In Program Year	Drawn Thru Program Year
CDBG	EN	2015	B15UC510003	\$62,500.00	\$62,500.00	\$62,500.00
Total	Total			\$62,500.00	\$62,500.00	\$62,500.00

Proposed Accomplishments

Housing Units : 9

Actual Accomplishments

<i>Number assisted:</i>	Owner		Renter		Total		Person	
	Total	Hispanic	Total	Hispanic	Total	Hispanic	Total	Hispanic
White:	1	0	0	0	1	0	0	0
Black/African American:	1	0	0	0	1	0	0	0
Asian:	0	0	0	0	0	0	0	0
American Indian/Alaskan Native:	0	0	0	0	0	0	0	0
Native Hawaiian/Other Pacific Islander:	0	0	0	0	0	0	0	0
American Indian/Alaskan Native & White:	0	0	0	0	0	0	0	0
Asian White:	0	0	0	0	0	0	0	0
Black/African American & White:	0	0	0	0	0	0	0	0
American Indian/Alaskan Native & Black/African American:	0	0	0	0	0	0	0	0
Other multi-racial:	0	0	0	0	0	0	0	0
Asian/Pacific Islander:	0	0	0	0	0	0	0	0
Hispanic:	0	0	0	0	0	0	0	0
Total:	2	0	0	0	2	0	0	0
Female-headed Households:	1		0		1			

Income Category:

	Owner	Renter	Total	Person
Extremely Low	1	0	1	0
Low Mod	1	0	1	0

Moderate	0	0	0	0
Non Low Moderate	0	0	0	0
Total	2	0	2	0
Percent Low/Mod	100.0%		100.0%	

Annual Accomplishments

Years	Accomplishment Narrative	# Benefitting
-------	--------------------------	---------------

2016 CDBG funds are provided to project:HOMES to administer a HOME-funded Moderate Rehabilitation program. In some cases CDBG funds may be

PGM Year: 2016

Project: 0008 - project:HOMES Emergency and Minor Repairs

IDIS Activity: 1138 - PH Minor Home Repairs

Status: Open

Location: Address Suppressed

Objective: Create suitable living environments

Outcome: Availability/accessibility

Matrix Code: Rehab; Single-Unit Residential (14A)

National Objective: LMH

Initial Funding Date: 12/02/2016

Description:

This program provides funds to project:HOMES in order to carry out a program of minor home repairs.

Financing

	Fund Type	Grant Year	Grant	Funded Amount	Drawn In Program Year	Drawn Thru Program Year
CDBG	EN	2015	B15UC510003	\$130,551.00	\$130,551.00	\$130,551.00
		2016	B16UC510003	\$384,409.08	\$384,409.08	\$384,409.08
Total	Total			\$514,960.08	\$514,960.08	\$514,960.08

Proposed Accomplishments

Housing Units : 50

Actual Accomplishments

Number assisted:

	Owner		Renter		Total		Person	
	Total	Hispanic	Total	Hispanic	Total	Hispanic	Total	Hispanic
White:	4	0	0	0	4	0	0	0
Black/African American:	49	0	0	0	49	0	0	0
Asian:	0	0	0	0	0	0	0	0
American Indian/Alaskan Native:	0	0	0	0	0	0	0	0
Native Hawaiian/Other Pacific Islander:	0	0	0	0	0	0	0	0
American Indian/Alaskan Native & White:	0	0	0	0	0	0	0	0
Asian White:	0	0	0	0	0	0	0	0
Black/African American & White:	0	0	0	0	0	0	0	0
American Indian/Alaskan Native & Black/African American:	0	0	0	0	0	0	0	0
Other multi-racial:	3	0	0	0	3	0	0	0
Asian/Pacific Islander:	0	0	0	0	0	0	0	0

Hispanic:	0	0	0	0	0	0	0	0
Total:	56	0	0	0	56	0	0	0

Female-headed Households:	46	0	46
---------------------------	----	---	----

Income Category:

	Owner	Renter	Total	Person
Extremely Low	8	0	8	0
Low Mod	15	0	15	0
Moderate	33	0	33	0
Non Low Moderate	0	0	0	0
Total	56	0	56	0
Percent Low/Mod	100.0%		100.0%	

Annual Accomplishments

Years	Accomplishment Narrative	# Benefitting
2016	Minor home repairs were provided to 50 low-income homeowners throughout Henrico County.	
PGM Year:	2016	
Project:	0009 - HOME Inc. Downpayment Assistance	
IDIS Activity:	1139 - HOME Inc Down Payment Assistance Admin	

Status:	Open	Objective:	Provide decent affordable housing
Location:	626 E Broad St Richmond, VA 23219-1890	Outcome:	Affordability
		Matrix Code:	Housing Services (14J)
		National Objective:	LMH

Initial Funding Date: 02/06/2017

Description:

This program provides funds to HOME Inc in order to carry out a program of providing housing counseling and down payment assistance to low-income, first-time homebuyers.

Financing

	Fund Type	Grant Year	Grant	Funded Amount	Drawn In Program Year	Drawn Thru Program Year
CDBG	EN	2015	B15UC510003	\$16,500.00	\$16,500.00	\$16,500.00
		2016	B16UC510003	\$3,500.00	\$3,500.00	\$3,500.00
Total	Total			\$20,000.00	\$20,000.00	\$20,000.00

Proposed Accomplishments

Housing Units : 8

Actual Accomplishments

Number assisted:	Owner		Renter		Total		Person	
	Total	Hispanic	Total	Hispanic	Total	Hispanic	Total	Hispanic
White:	1	0	0	0	1	0	0	0
Black/African American:	4	0	0	0	4	0	0	0
Asian:	0	0	0	0	0	0	0	0

American Indian/Alaskan Native:	0	0	0	0	0	0	0	0
Native Hawaiian/Other Pacific Islander:	0	0	0	0	0	0	0	0
American Indian/Alaskan Native & White:	0	0	0	0	0	0	0	0
Asian White:	0	0	0	0	0	0	0	0
Black/African American & White:	0	0	0	0	0	0	0	0
American Indian/Alaskan Native & Black/African American:	0	0	0	0	0	0	0	0
Other multi-racial:	0	0	0	0	0	0	0	0
Asian/Pacific Islander:	0	0	0	0	0	0	0	0
Hispanic:	0	0	0	0	0	0	0	0
Total:	5	0	0	0	5	0	0	0

Female-headed Households: 3 0 3

Income Cateagorv:

	Owner	Renter	Total	Person
Extremely Low	1	0	1	0
Low Mod	0	0	0	0
Moderate	4	0	4	0
Non Low Moderate	0	0	0	0
Total	5	0	5	0
Percent Low/Mod	100.0%		100.0%	

Annual Accomplishments

Years	Accomplishment Narrative	# Benefitting
-------	--------------------------	---------------

2016	As of Mar 31, 2017 HOME Inc has provided homeownership counseling and down payment assistance to five low-income, first time homebuyers.	
------	--	--

PGM Year:	2016
Project:	0010 - Southside Community Development & Housing Corp. Downpayment Assistance
IDIS Activity:	1140 - SCDHC Down Payment Assistance Admin

Status:	Open	Objective:	Provide decent affordable housing
Location:	1624 Hull St Richmond, VA 23224-3806	Outcome:	Affordability
		Matrix Code:	Housing Services (14J)
		National Objective:	LMH

Initial Funding Date: 01/09/2017

Description:

This program provides funds to Southside Community Development and Housing Corporation in order to carry out a program of providing housing counseling and down payment assistance to low-income, first-time homebuyers.

Financing

	Fund Type	Grant Year	Grant	Funded Amount	Drawn In Program Year	Drawn Thru Program Year
CDBG	EN	2015	B15UC510003	\$4,500.00	\$4,500.00	\$4,500.00
		2016	B16UC510003	\$9,000.00	\$9,000.00	\$9,000.00
Total	Total			\$13,500.00	\$13,500.00	\$13,500.00

Proposed Accomplishments

Housing Units : 7

Actual Accomplishments

Number assisted:

	Owner		Renter		Total		Person	
	Total	Hispanic	Total	Hispanic	Total	Hispanic	Total	Hispanic
White:	0	0	0	0	0	0		0
Black/African American:	1	0	0	0	1	0	0	0
Asian:	0	0	0	0	0	0	0	0
American Indian/Alaskan Native:	0	0	0	0	0	0	0	0
Native Hawaiian/Other Pacific Islander:	0	0	0	0	0	0	0	0
American Indian/Alaskan Native & White:	0	0	0	0	0	0	0	0
Asian White:	0	0	0	0	0	0	0	0
Black/African American & White:	0	0	0	0	0	0	0	0
American Indian/Alaskan Native & Black/African American:	0	0	0	0	0	0	0	0
Other multi-racial:	0	0	0	0	0	0	0	0
Asian/Pacific Islander:	0	0	0	0	0	0	0	0
Hispanic:	0	0	0	0	0	0	0	0
Total:	1	0	0	0	1	0	0	0
Female-headed Households:	1		0		1			

Income Category:

	Owner	Renter	Total	Person
Extremely Low	0	0	0	0
Low Mod	0	0	0	0
Moderate	1	0	1	0
Non Low Moderate	0	0	0	0
Total	1	0	1	0
Percent Low/Mod	100.0%		100.0%	

Annual Accomplishments

Years	Accomplishment Narrative	# Benefitting
2016	CDBG funds are provided to Southside Community Development and Housing Corporation to provide pre-purchase housing counseling and in some	
PGM Year:	2016	
Project:	0014 - Presbyterian Homes and Family Services Inc., dba HumanKind - Financial Opportunity Center	
IDIS Activity:	1141 - HumanKind FOC	

Status:	Open	Objective:	Create economic opportunities	
Location:	800 W Graham Rd Richmond, VA 23222-4221	Outcome:	Availability/accessibility	
		Matrix Code:	Public Services (General) (05)	National Objective: LMC

Initial Funding Date: 12/02/2016

Description:

This activity provides funds to HumanKind to operate a Financial Opportunity Center providing financial literacy counseling for Henrico residents.

Financing

	Fund Type	Grant Year	Grant	Funded Amount	Drawn In Program Year	Drawn Thru Program Year
CDBG	EN	2015	B15UC510003	\$12,181.80	\$12,181.80	\$12,181.80
		2016	B16UC510003	\$12,818.20	\$12,818.20	\$12,818.20
Total	Total			\$25,000.00	\$25,000.00	\$25,000.00

Proposed Accomplishments

People (General) : 50

Actual Accomplishments

Number assisted:

	Owner		Renter		Total		Person	
	Total	Hispanic	Total	Hispanic	Total	Hispanic	Total	Hispanic
White:	0	0	0	0	0	0		0
Black/African American:	0	0	0	0	0	0	0	0
Asian:	0	0	0	0	0	0	0	0
American Indian/Alaskan Native:	0	0	0	0	0	0	0	0
Native Hawaiian/Other Pacific Islander:	0	0	0	0	0	0	0	0
American Indian/Alaskan Native & White:	0	0	0	0	0	0	0	0
Asian White:	0	0	0	0	0	0	0	0
Black/African American & White:	0	0	0	0	0	0	0	0
American Indian/Alaskan Native & Black/African American:	0	0	0	0	0	0	0	0
Other multi-racial:	0	0	0	0	0	0	0	0
Asian/Pacific Islander:	0	0	0	0	0	0	0	0
Hispanic:	0	0	0	0	0	0	0	0
Total:	0	0	0	0	0	0	0	0
Female-headed Households:	0		0		0			

Income Category:

	Owner	Renter	Total	Person
Extremely Low	0	0	0	0
Low Mod	0	0	0	0
Moderate	0	0	0	0
Non Low Moderate	0	0	0	0
Total	0	0	0	0
Percent Low/Mod				

Annual Accomplishments

Years	Accomplishment Narrative	# Benefitting
2016		
PGM Year:	2016	
Project:	0013 - Homeowner Maintenance Workshops	

IDIS Activity: 1142 - Home Maintenance Workshops			
Status:	Open	Objective:	Create suitable living environments
Location:	4062 Crockett St Henrico, VA 23228-4114	Outcome:	Availability/accessibility
		Matrix Code:	Public Services (General) (05)
		National Objective:	LMA

Initial Funding Date: 10/07/2016

Description:
 This program provides a series of classes for homeowners in which basic home maintenance skills are taught.

Financing

	Fund Type	Grant Year	Grant	Funded Amount	Drawn In Program Year	Drawn Thru Program Year
CDBG	EN	2015	B15UC510003	\$8,885.24	\$8,885.24	\$8,885.24
		2016	B16UC510003	\$235.87	\$235.87	\$235.87
Total	Total			\$9,121.11	\$9,121.11	\$9,121.11

Proposed Accomplishments
 People (General) : 80
 Total Population in Service Area: 21,295
 Census Tract Percent Low / Mod: 60.15

Annual Accomplishments

Years	Accomplishment Narrative	# Benefitting
2016	The first workshop on weatherization and seasonal maintenance was held on October 1. Approximately 30 people attended.	
PGM Year:	2016	
Project:	0017 - HOME, Inc. - Fair Housing Outreach	
IDIS Activity:	1143 - Home Inc Fair Housing	

Status:	Open	Objective:	Create suitable living environments
Location:	626 E Broad St Richmond, VA 23219-1890	Outcome:	Availability/accessibility
		Matrix Code:	Fair Housing Activities (if CDBG, then
		National Objective:	LMC

Initial Funding Date: 02/06/2017

Description:
 This activity provides funds to HOME Inc in order to provide outreach on fair housing.

Financing

	Fund Type	Grant Year	Grant	Funded Amount	Drawn In Program Year	Drawn Thru Program Year
CDBG	EN	2015	B15UC510003	\$11,114.00	\$11,114.00	\$11,114.00
		2016	B16UC510003	\$3,886.00	\$3,886.00	\$3,886.00

Total	Total			\$15,000.00	\$15,000.00	\$15,000.00
-------	-------	--	--	-------------	-------------	-------------

Proposed Accomplishments

People (General) : 100

Actual Accomplishments

Number assisted:

	Owner		Renter		Total		Person	
	Total	Hispanic	Total	Hispanic	Total	Hispanic	Total	Hispanic
White:	0	0	0	0	0	0		0
Black/African American:	0	0	0	0	0	0	0	0
Asian:	0	0	0	0	0	0	0	0
American Indian/Alaskan Native:	0	0	0	0	0	0	0	0
Native Hawaiian/Other Pacific Islander:	0	0	0	0	0	0	0	0
American Indian/Alaskan Native & White:	0	0	0	0	0	0	0	0
Asian White:	0	0	0	0	0	0	0	0
Black/African American & White:	0	0	0	0	0	0	0	0
American Indian/Alaskan Native & Black/African American:	0	0	0	0	0	0	0	0
Other multi-racial:	0	0	0	0	0	0	0	0
Asian/Pacific Islander:	0	0	0	0	0	0	0	0
Hispanic:	0	0	0	0	0	0	0	0
Total:	0	0	0	0	0	0	0	0
Female-headed Households:	0		0		0			

Income Cateaarv:

	Owner	Renter	Total	Person
Extremely Low	0	0	0	0
Low Mod	0	0	0	0
Moderate	0	0	0	0
Non Low Moderate	0	0	0	0
Total	0	0	0	0
Percent Low/Mod				

Annual Accomplishments

No data returned for this view. This might be because the applied filter excludes all data.

PGM Year: 2016

Project: 0016 - Highland Springs Historic District Survey

IDIS Activity: 1150 - Highland Springs Historic District

Status: Open Objective:

Initial Funding Date: 10/04/2017

Description:

This activity funds continuing survey work and possibly a nomination of the area as a National Register Historic District.

Financing

	Fund Type	Grant Year	Grant	Funded Amount	Drawn In Program Year	Drawn Thru Program Year
CDBG	EN	2016	B16UC510003	\$56.98	\$56.98	\$56.98
Total	Total			\$56.98	\$56.98	\$56.98

Proposed Accomplishments

Actual Accomplishments

Number assisted:	Owner		Renter		Total		Person	
	Total	Hispanic	Total	Hispanic	Total	Hispanic	Total	Hispanic
White:					0	0		
Black/African American:					0	0		
Asian:					0	0		
American Indian/Alaskan Native:					0	0		
Native Hawaiian/Other Pacific Islander:					0	0		
American Indian/Alaskan Native & White:					0	0		
Asian White:					0	0		
Black/African American & White:					0	0		
American Indian/Alaskan Native & Black/African American:					0	0		
Other multi-racial:					0	0		
Asian/Pacific Islander:					0	0		
Hispanic:					0	0		
Total:	0	0	0	0	0	0	0	0
Female-headed Households:					0			
Income Category:	Owner	Renter	Total	Person				
Extremely Low			0					
Low Mod			0					
Moderate			0					
Non Low Moderate			0					
Total	0	0	0	0				
Percent Low/Mod								

Annual Accomplishments

No data returned for this view. This might be because the applied filter excludes all data.

Total Funded Amount:	\$1,849,712.41
Total Drawn Thru Program Year:	\$1,849,712.41
Total Drawn In Program Year:	\$1,312,819.52

U.S. Department of Housing and Urban Development
Office of Community Planning and Development
Integrated Disbursement and Information System
Home Matching Liability Report

DATE: 10-26-17
TIME: 9:50
PAGE: 1

HENRICO COUNTY, VA

Fiscal Year	Match Percent	Total Disbursements	Disbursements Requiring Match	Match Liability Amount
-----	-----	-----	-----	-----
1998	25.0 %	\$195,579.72	\$174,250.00	\$43,562.50
1999	25.0 %	\$454,150.96	\$432,387.26	\$108,096.81
2000	25.0 %	\$766,498.55	\$734,301.25	\$183,575.31
2001	25.0 %	\$564,435.07	\$496,999.00	\$124,249.75
2002	25.0 %	\$878,548.68	\$838,571.22	\$209,642.80
2003	25.0 %	\$435,371.93	\$389,294.00	\$97,323.50
2004	0.0 %	\$902,792.69	\$0.00	\$0.00
2005	25.0 %	\$985,158.21	\$925,857.37	\$231,464.34
2006	25.0 %	\$563,104.09	\$507,064.24	\$126,766.06
2007	25.0 %	\$906,419.08	\$837,036.30	\$209,259.07
2008	25.0 %	\$1,003,639.75	\$944,248.09	\$236,062.02
2009	25.0 %	\$902,722.09	\$799,277.00	\$199,819.25
2010	25.0 %	\$947,570.26	\$847,097.59	\$211,774.39
2011	25.0 %	\$1,052,178.62	\$966,607.00	\$241,651.75
2012	25.0 %	\$900,467.11	\$813,811.89	\$203,452.97
2013	25.0 %	\$589,330.44	\$528,443.50	\$132,110.87
2014	25.0 %	\$743,134.33	\$682,395.80	\$170,598.95

IDIS - PR33

U.S. Department of Housing and Urban Development
Office of Community Planning and Development
Integrated Disbursement and Information System
Home Matching Liability Report

DATE: 10-26-17
TIME: 9:50
PAGE: 2

2015	25.0%	\$618,325.14	\$559,832.50	\$139,958.12
2016	25.0%	\$604,877.07	\$545,599.82	\$136,399.95

U.S. DEPARTMENT OF HOUSING AND
URBAN DEVELOPMENT
OFFICE OF COMMUNITY PLANNING AND
DEVELOPMENT

PR06 - Summary of Consolidated Plan
Projects for Report Year

DATE: 10/26/2017
TIME: 10:07:43 AM
PAGE: 1/4

IDIS

Plan IDIS
Year Project **Project Title and Description**

2016 1	CDBG Administration	Provides funds for the administration of the CDBG program.
2	HOME Program Administration	Provide funds for the administration of the HOME program.
3	Commercial Assistance Program	Provide funds for the administration of the Enterprise Zone program.
4	Enterprise Zone Facade Grants	Provision of financial incentives to business or commercial property owners seeking to complete improvements to the facade of their building. Assisted properties must be within County-designated Enterprise Zones. Assisted businesses agree to create jobs for low-or moderate-income individuals.
5	Enterprise Zone Design Assistance	Provide architectural assistance to business or commercial property owners seeking to make improvements to the facade of their building. Assisted businesses must be located in County-designated Enterprise Zones.
6	Connect Program	Project provides support for an after-school program providing tutoring assistance and other services to children living in subsidized housing complexes.
7	project:HOMES Homeowner Rehabilitation Program	Program provides moderate home rehabilitation to low-income homeowners who are elderly and/or disabled.
8	project:HOMES Emergency and Minor Repairs	Program provides minor home repairs for low-and moderate-income homeowners.
9	HOME Inc. Downpayment Assistance	Provision of down payment assistance grants to first-time, low-or moderate-income homebuyers.
10	Southside Community Development & Housing Corp. Downpayment Assistance	Provision of downpayment assistance grants to first time, low-or moderate-income homebuyers.
11	CHDO Activities Rehab for Sale	Provide funds to assist in the development of affordable housing to low-income, first-time homebuyers. Affordable housing created through either the acquisition, rehab, and sale of an existing vacant home or through new construction.
12	Virginia Supportive Housing - New Clay House II	Provide funds to Virginia Supportive Housing for the renovation of units at New Clay House II, permanent supportive housing.
13	Homeowner Maintenance Workshops	Provide funds to in order to conduct a series of educational workshops for homeowners in low-mod areas targeted towards housing improvements and maintenance.
14	Presbyterian Homes and Family Services Inc., dba HumanKind - Financial Opportunity Center	Provide funds for a financial opportunity center providing financial literacy services to low-income Henrico residents.
15	Highland Springs & Laburnum Gateway Revitalization Initiative	Provide funds for revitalization efforts in Highland Springs and/or Laburnum Gateway area through property acquisition, housing rehabilitation, and/or public improvements.
16	Highland Springs Historic District Survey	Provide funds in order to complete a historic district survey in Highland Springs for nomination to the National Register of Historic Places.
17	HOME, Inc. - Fair Housing Outreach	Provide funds for fair housing education including seminars and brochure distribution.
18	ESG16 2016-17 ESG program	Provide funds for the 2016-2017 ESG program.
19	HOME Administration	provides funding for HOME program administration for PY 2016-2017.

U.S. DEPARTMENT OF HOUSING AND
URBAN DEVELOPMENT
OFFICE OF COMMUNITY PLANNING AND
DEVELOPMENT
PR06 - Summary of Consolidated Plan
Projects for Report Year

DATE: 10/26/2017
TIME: 10:07:43 AM
PAGE: 2/4

IDIS

Program	Project Estimate	Committed Amount	Amount Drawn Thru Report Year	Amount Available to Draw	Amount Drawn in Report Year
CDBG	\$266,700.00	\$248,597.90	\$248,597.90	\$0.00	\$248,597.90
HOME	\$62,300.00	\$0.00	\$0.00	\$0.00	\$0.00
CDBG	\$185,000.00	\$169,194.15	\$169,194.15	\$0.00	\$169,194.15
CDBG	\$30,000.00	\$0.00	\$0.00	\$0.00	\$0.00
CDBG	\$15,000.00	\$7,500.00	\$7,500.00	\$0.00	\$7,500.00
CDBG	\$169,000.00	\$156,127.13	\$156,127.13	\$0.00	\$156,127.13
CDBG	\$190,203.00	\$62,500.00	\$62,500.00	\$0.00	\$62,500.00
HOME	\$294,952.00	\$379,112.00	\$348,184.50	\$30,927.50	\$348,184.50
CDBG	\$515,000.00	\$514,960.08	\$514,960.08	\$0.00	\$514,960.08
CDBG	\$20,000.00	\$20,000.00	\$20,000.00	\$0.00	\$20,000.00
HOME	\$117,693.00	\$76,264.00	\$62,614.00	\$13,650.00	\$62,614.00
CDBG	\$19,000.00	\$13,500.00	\$13,500.00	\$0.00	\$13,500.00
HOME	\$56,000.00	\$64,000.00	\$35,058.00	\$28,942.00	\$35,058.00
HOME	\$93,600.00	\$0.00	\$37,637.00	(\$37,637.00)	\$37,637.00
CDBG	\$200,000.00	\$0.00	\$0.00	\$0.00	\$0.00
CDBG	\$10,000.00	\$9,121.11	\$9,121.11	\$0.00	\$9,121.11
CDBG	\$25,000.00	\$25,000.00	\$25,000.00	\$0.00	\$25,000.00
CDBG	\$100,000.00	\$0.00	\$0.00	\$0.00	\$0.00
CDBG	\$35,000.00	\$56.98	\$56.98	\$0.00	\$56.98
CDBG	\$15,000.00	\$15,000.00	\$15,000.00	\$0.00	\$15,000.00
HESG	\$141,855.00	\$127,849.35	\$113,024.94	\$14,824.41	\$113,024.94
HOME	\$65,000.00	\$0.00	\$0.00	\$0.00	\$0.00

U.S. DEPARTMENT OF HOUSING AND
URBAN DEVELOPMENT
OFFICE OF COMMUNITY PLANNING AND
DEVELOPMENT
PR06 - Summary of Consolidated Plan
Projects for Report Year

DATE: 10/26/2017
TIME: 10:07:43 AM
PAGE: 3/4

IDIS

Plan IDIS
Year Project **Project Title and Description**


2016 20	project:HOMES Homeowner Rehabilitation Program	provides funding for the rehabilitation of 9 single family dwellings.
21	HOME, Inc. Downpayment Assistance	provides funding for down-payment and closing costs for 7 low income home-buyers.
22	Southside Community Development & Housing Corp. Downpayment Assistance	provides funding for down-payment and closing cost assistance to 6 low income home-buyers.
23	CHDO Activities Rehab for Sale	provides funding for two houses.
24	HOME Administration	provides funds for the administration of the HOME program for PY '16-'17.
25	Vacant Housing Acquisition	Activities to facilitate the acquisition of vacant land for new construction or vacant houses for rehabilitation to provide affordable housing for low/mod households. Housing to be developed by certified CHDOs.

U.S. DEPARTMENT OF HOUSING AND
URBAN DEVELOPMENT
OFFICE OF COMMUNITY PLANNING AND
DEVELOPMENT
PR06 - Summary of Consolidated Plan
Projects for Report Year

DATE: 10/26/2017
TIME: 10:07:43 AM
PAGE: 4/4

IDIS

Program	Project Estimate	Committed Amount	Amount Drawn Thru Report Year	Amount Available to Draw	Amount Drawn in Report Year
HOME	\$418,165.00	\$0.00	\$0.00	\$0.00	\$0.00
HOME	\$75,000.00	\$6,105.00	\$6,105.00	\$0.00	\$6,105.00
HOME	\$65,000.00	\$0.00	\$0.00	\$0.00	\$0.00
HOME	\$98,000.00	\$0.00	\$0.00	\$0.00	\$0.00
HOME	\$65,000.00	\$60,661.07	\$53,605.02	\$7,056.05	\$53,605.02
HOME	\$10,000.00	\$0.00	\$0.00	\$0.00	\$0.00



U.S. Department of Housing and Urban Development
Office of Community Planning and Development
Integrated Disbursement and Information System
HOME Summary of Accomplishments

DATE: 10-26-17
TIME: 10:13
PAGE: 1

Program Year: 2016
Start Date 01-Oct-2016 - End Date 30-Sep-2017
HENRICO COUNTY
Home Disbursements and Unit Completions


Activity Type	Disbursed Amount	Units Completed	Units Occupied
First Time Homebuyers	\$334,953.00	17	17
Existing Homeowners	\$377,059.00	9	9
Total, Homebuyers and Homeowners	\$712,012.00	26	26
Grand Total	\$712,012.00	26	26

Home Unit Completions by Percent of Area Median Income

Activity Type						Units Completed	
	0% - 30%	31% - 50%	51% - 60%	61% - 80%	Total 0% - 60%	Total 0% - 80%	
First Time Homebuyers	1	3	5	8	9	17	
Existing Homeowners	3	2	0	4	5	9	
Total, Homebuyers and Homeowners	4	5	5	12	14	26	
Grand Total	4	5	5	12	14	26	

Home Unit Reported As Vacant

Activity Type	Reported as Vacant
First Time Homebuyers	0
Existing Homeowners	0
Total, Homebuyers and Homeowners	0
Grand Total	0



U.S. Department of Housing and Urban Development
Office of Community Planning and Development
Integrated Disbursement and Information System
HOME Summary of Accomplishments

DATE: 10-26-17
TIME: 10:13
PAGE: 2

Program Year: 2016


Start Date 01-Oct-2016 - End Date 30-Sep-2017

HENRICO COUNTY

Home Unit Completions by Racial / Ethnic Category

	First Time Homebuyers		Existing Homeowners	
	Units Completed	Units Completed - Hispanics	Units Completed	Units Completed - Hispanics
White	3	0	5	0
Black/African American	14	0	4	0
Total	17	0	9	0

	Total, Homebuyers and Homeowners		Grand Total	
	Units Completed	Units Completed - Hispanics	Units Completed	Units Completed - Hispanics
White	8	0	8	0
Black/African American	18	0	18	0
Total	26	0	26	0




U.S. Department of Housing and Urban Development
Office of Community Planning and Development
Integrated Disbursement and Information System
CDBG Summary of Accomplishments
Program Year: 2016

DATE: 10-26-17
TIME: 10:11
PAGE: 1

HENRICO COUNTY

Count of CDBG Activities with Disbursements by Activity Group & Matrix Code

Activity Group	Activity Category	Open Activities		Completed Count	Completed Activities Disbursed	Program Year Count	Total Activities Disbursed
		Open Count	Disbursed				
Economic Development	ED Technical Assistance (18B)	2	\$176,694.15	0	\$0.00	2	\$176,694.15
	Total Economic Development	2	\$176,694.15	0	\$0.00	2	\$176,694.15
Housing	Rehab; Single-Unit Residential (14A)	1	\$514,960.08	1	\$0.00	2	\$514,960.08
	Rehabilitation Administration (14H)	1	\$62,500.00	0	\$0.00	1	\$62,500.00
	Housing Services (14J)	2	\$33,500.00	0	\$0.00	2	\$33,500.00
	Total Housing	4	\$610,960.08	1	\$0.00	5	\$610,960.08
Public Facilities and Improvements	Parks, Recreational Facilities (03F)	0	\$0.00	1	\$0.00	1	\$0.00
	Total Public Facilities and Improvements	0	\$0.00	1	\$0.00	1	\$0.00
Public Services	Public Services (General) (05)	2	\$34,121.11	0	\$0.00	2	\$34,121.11
	Youth Services (05D)	1	\$156,127.13	0	\$0.00	1	\$156,127.13
	Fair Housing Activities (if CDBG, then subject to 15% cap) (05J)	1	\$15,000.00	0	\$0.00	1	\$15,000.00
	Subsistence Payment (05Q)	1	\$3,762.17	0	\$0.00	1	\$3,762.17
	Total Public Services	5	\$209,010.41	0	\$0.00	5	\$209,010.41
General Administration and Planning	Planning (20)	1	\$56.98	1	\$67,500.00	2	\$67,556.98
	General Program Administration (21A)	1	\$248,597.90	0	\$0.00	1	\$248,597.90
	Total General Administration and Planning	2	\$248,654.88	1	\$67,500.00	3	\$316,154.88
Grand Total		13	\$1,245,319.52	3	\$67,500.00	16	\$1,312,819.52




U.S. Department of Housing and Urban Development
Office of Community Planning and Development
Integrated Disbursement and Information System
CDBG Summary of Accomplishments
Program Year: 2016

DATE: 10-26-17
TIME: 10:11
PAGE: 2

HENRICO COUNTY

CDBG Sum of Actual Accomplishments by Activity Group and Accomplishment Type

Activity Group	Matrix Code	Accomplishment Type	Open Count	Completed Count	Program Year Totals
Economic Development	ED Technical Assistance (18B)	Jobs	0	0	0
	Total Economic Development		0	0	0
Housing	Rehab; Single-Unit Residential (14A)	Housing Units	56	50	106
	Rehabilitation Administration (14H)	Housing Units	2	0	2
	Housing Services (14J)	Housing Units	6	0	6
	Total Housing		64	50	114
Public Facilities and Improvements	Parks, Recreational Facilities (03F)	Public Facilities	0	100	100
	Total Public Facilities and Improvements		0	100	100
Public Services	Public Services (General) (05)	Persons	21,295	0	21,295
	Youth Services (05D)	Persons	99	0	99
	Fair Housing Activities (if CDBG, then subject to 15% cap) (05J)	Persons	0	0	0
	Subsistence Payment (05Q)	Persons	3	0	3
	Total Public Services		21,397	0	21,397
Grand Total			21,461	150	21,611




U.S. Department of Housing and Urban Development
Office of Community Planning and Development
Integrated Disbursement and Information System
CDBG Summary of Accomplishments
Program Year: 2016

DATE: 10-26-17
TIME: 10:11
PAGE: 3

HENRICO COUNTY

CDBG Beneficiaries by Racial / Ethnic Category

Housing-Non Housing	Race	Total Persons		Total Hispanic	
				Persons	Total Households
Housing	White	0	0	0	12
	Black/African American	0	0	0	93
	Other multi-racial	0	0	0	3
	Total Housing	0	0	0	108
Non Housing	White	5	0	0	1
	Black/African American	194	0	0	5
	Black/African American & White	2	0	0	0
	Other multi-racial	1	0	0	0
Grand Total	Total Non Housing	202	0	0	6
	White	5	0	0	13
	Black/African American	194	0	0	98
	Black/African American & White	2	0	0	0
	Other multi-racial	1	0	0	3
	Total Grand Total	202	0	0	114



U.S. Department of Housing and Urban Development
Office of Community Planning and Development
Integrated Disbursement and Information System
CDBG Summary of Accomplishments
Program Year: 2016

DATE: 10-26-17
TIME: 10:11
PAGE: 4

HENRICO COUNTY

CDBG Beneficiaries by Income Category

	Income Levels	Owner Occupied	Renter Occupied	Persons
Housing	Extremely Low ($\leq 30\%$)	9	0	0
	Low ($>30\%$ and $\leq 50\%$)	16	0	0
	Mod ($>50\%$ and $\leq 80\%$)	33	0	0
	Total Low-Mod	58	0	0
	Non Low-Mod ($>80\%$)	0	0	0
	Total Beneficiaries	58	0	0
Non Housing	Extremely Low ($\leq 30\%$)	1	0	99
	Low ($>30\%$ and $\leq 50\%$)	0	0	0
	Mod ($>50\%$ and $\leq 80\%$)	5	0	0
	Total Low-Mod	6	0	99
	Non Low-Mod ($>80\%$)	0	0	0
	Total Beneficiaries	6	0	99



U.S. Department of Housing and Urban Development
Office of Community Planning and Development
Integrated Disbursement and Information System
PR91 - ESG Financial Summary
HENRICO COUNTY, VA
2016

DATE: 10-26-17
TIME: 10:18
PAGE: 1

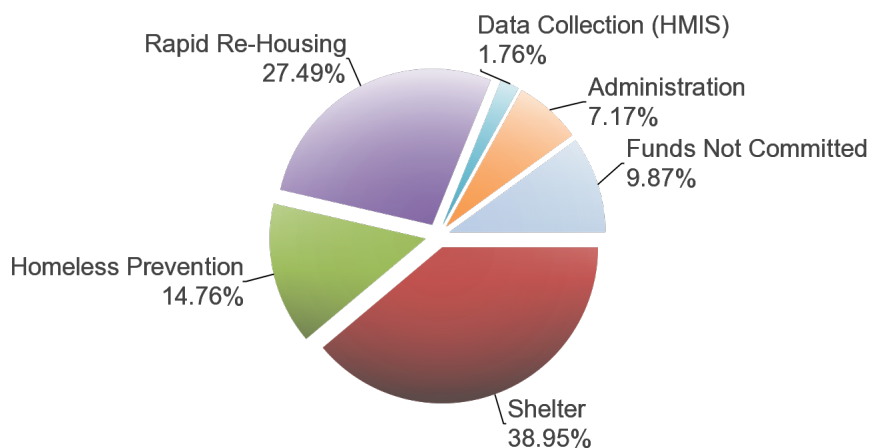
ESG Program Level Summary

Grant Number	Total Grant Amount	Total Funds Committed	Total Funds Available to Commit	% of Grant Funds Not Committed	Grant Funds Drawn	% of Grant Funds Drawn	Available to Draw	% Remaining to Draw
E16UC510003	\$141,855.00	\$127,849.35	\$14,005.65	9.87%	\$127,849.35	90.13%	\$14,005.65	9.87%

ESG Program Components

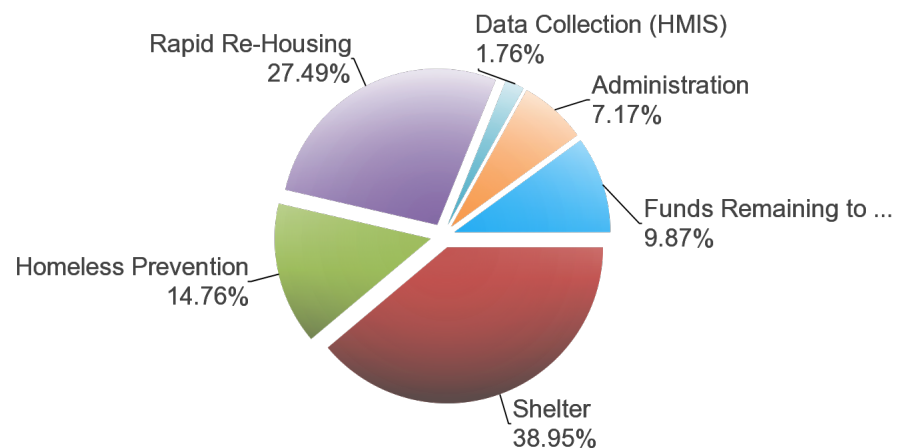
Activity Type	Total Committed to Activities	% of Grant Committed	Drawn Amount	% of Grant Drawn
Street Outreach	\$0.00	0.00%	\$0.00	0.00%
Shelter	\$55,250.00	38.95%	\$55,250.00	38.95%
Homeless Prevention	\$20,932.02	14.76%	\$20,932.02	14.76%
Rapid Re-Housing	\$39,000.00	27.49%	\$39,000.00	27.49%
Data Collection (HMIS)	\$2,500.00	1.76%	\$2,500.00	1.76%
Administration	\$10,167.33	7.17%	\$10,167.33	7.17%
Funds Not Committed	\$14,005.65	9.87%	\$0.00	0.00%
Funds Remaining to Draw	\$0.00	0.00%	\$14,005.65	9.87%
Total	\$141,855.00	100.00%	\$141,855.00	100.00%

Funds Committed



Street Outreach Shelter Homeless Prevention Rapid Re-Housing
Data Collection (HMIS) Administration Funds Not Committed Funds Remaining to Draw

Funds Drawn



Street Outreach Shelter Homeless Prevention Rapid Re-Housing
Data Collection (HMIS) Administration Funds Not Committed Funds Remaining to Draw



U.S. Department of Housing and Urban Development
Office of Community Planning and Development
Integrated Disbursement and Information System
PR91 - ESG Financial Summary
HENRICO COUNTY, VA
2016

DATE: 10-26-17
TIME: 10:18
PAGE: 2

24-Month Grant Expenditure Deadline

All of the recipient's grant must be expended for eligible activity costs within 24 months after the date HUD signs the grant agreement with the recipient. Expenditure means either an actual cash disbursement for a direct charge for a good or service or an indirect cost or the accrual of a direct charge for a good or service or an indirect cost. This report uses draws in IDIS to measure expenditures. HUD allocated Fiscal Year 2011 ESG funds in two allocations. For FY2011, this Obligation Date is the date of the first allocation. This report does not list the Obligation Date, does not calculate the Expenditure Deadline, and does not track the Days Remaining for the FY 2011 second allocation.

Grant Amount: \$141,855.00

Grant Number	Draws to Date	HUD Obligation Date	Expenditure Deadline	Days Remaining to Meet Requirement Date	Expenditures Required
E16UC510003	\$127,849.35	08/03/2016	08/03/2018	281	\$14,005.65

60% Cap on Emergency Shelter and Street Outreach

The cap refers to the total amount of the recipient's fiscal year grant, allowed for emergency shelter and street outreach activities, is capped at 60 percent. This amount cannot exceed the greater of: (1) 60% of the overall grant for the year; or, (2) the amount of Fiscal Year 2010 ESG funds committed for homeless assistance activities.

Amount Committed to Shelter	Amount Committed to Street Outreach	Total Amount Committed to Shelter and Street Outreach	% Committed to Shelter and Street Outreach	2010 Funds Committed to Homeless Assistance Activities	Total Drawn for Shelter and Street Outreach	% Drawn for Shelter and Street Outreach
\$55,250.00	\$0.00	\$55,250.00	38.95%		\$55,250.00	38.95%

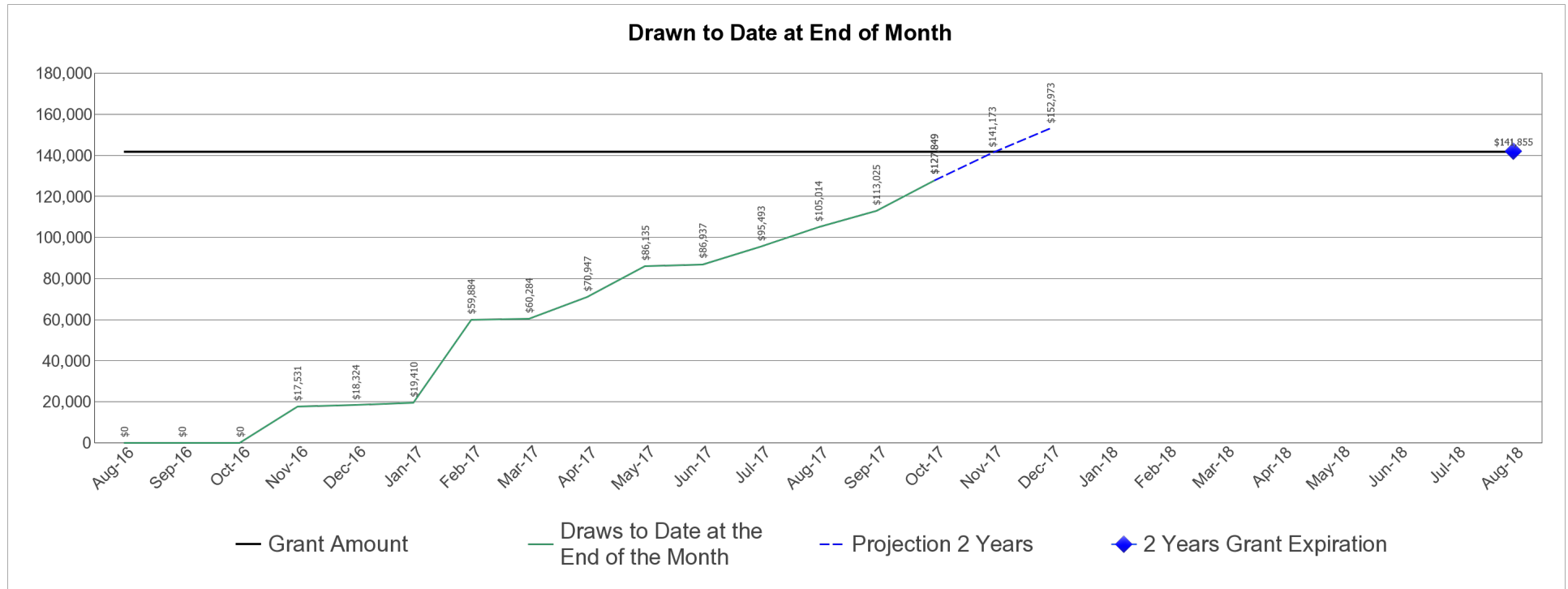


U.S. Department of Housing and Urban Development
Office of Community Planning and Development
Integrated Disbursement and Information System
PR91 - ESG Financial Summary
HENRICO COUNTY, VA
2016

DATE: 10-26-17
TIME: 10:18
PAGE: 3

ESG Draws By Month (at the total grant level):

Grant Amount: 141,855.00



ESG Draws By Quarter (at the total grant level):

Quarter End Date	Draws for the Quarter	Draws to Date at the End of the Quarter	% Drawn for the Quarter	% Drawn to Date at End of Quarter
09/30/2016	\$0.00	\$0.00	0.00%	0.00%
12/31/2016	\$18,323.73	\$18,323.73	12.92%	12.92%
03/31/2017	\$41,959.79	\$60,283.52	29.58%	42.50%
06/30/2017	\$26,653.03	\$86,936.55	18.79%	61.29%
09/30/2017	\$26,088.39	\$113,024.94	18.39%	79.68%
12/31/2017	\$14,824.41	\$127,849.35	10.45%	90.13%



U.S. Department of Housing and Urban Development
Office of Community Planning and Development
Integrated Disbursement and Information System
PR91 - ESG Financial Summary
HENRICO COUNTY, VA
2016

DATE: 10-26-17
TIME: 10:18
PAGE: 4

ESG Subrecipient Commitments and Draws by Activity Category :

Subrecipient	Activity Type	Committed	Drawn
HENRICO COUNTY	Data Collection (HMIS)	\$2,500.00	\$2,500.00
	Administration	\$10,167.33	\$10,167.33
	Total	\$12,667.33	\$12,667.33
	Total Remaining to be Drawn		\$0.00
	Percentage Remaining to be Drawn		0.00%
CARITAS	Shelter	\$20,000.00	\$20,000.00
	Total	\$20,000.00	\$20,000.00
	Total Remaining to be Drawn		\$0.00
	Percentage Remaining to be Drawn		0.00%
YWCA	Homeless Prevention	\$14,500.00	\$14,500.00
	Total	\$14,500.00	\$14,500.00
	Total Remaining to be Drawn		\$0.00
	Percentage Remaining to be Drawn		0.00%
Housing Families First	Shelter	\$35,250.00	\$35,250.00
	Rapid Re-Housing	\$39,000.00	\$39,000.00
	Total	\$74,250.00	\$74,250.00
	Total Remaining to be Drawn		\$0.00
	Percentage Remaining to be Drawn		0.00%
Henrico Dept. of Social Services	Homeless Prevention	\$6,432.02	\$6,432.02
	Total	\$6,432.02	\$6,432.02
	Total Remaining to be Drawn		\$0.00
	Percentage Remaining to be Drawn		0.00%



U.S. Department of Housing and Urban Development
Office of Community Planning and Development
Integrated Disbursement and Information System
PR91 - ESG Financial Summary
HENRICO COUNTY, VA
2016

DATE: 10-26-17
TIME: 10:18
PAGE: 5

ESG Subrecipients by Activity Category


Activity Type	Subecipient
Shelter	CARITAS
	Housing Families First
Homeless Prevention	YWCA
	Henrico Dept. of Social Services
Rapid Re-Housing	Housing Families First
Data Collection (HMIS)	HENRICO COUNTY
Administration	HENRICO COUNTY

Notice of Availability of CAPER for Review and Comment

Published in the Richmond Times Dispatch, December 5, 2017

REQUEST FOR PUBLIC REVIEW AND COMMENT

In accordance with HUD regulations at 24CFR 91.520, Henrico County will be submitting its Program Year 2016 CDBG, HOME, and ESG Consolidated Annual Performance and Evaluation Report (CAPER) by December 29, 2017. A draft of this report is available for 15 days for review and comment at the Henrico County Department of Community Revitalization at 4062 Crockett Street during normal business hours. The draft CAPER can also be viewed online at <http://henrico.us/revit/federal-block-grant-programs/caper/>. Internet access is available at all County public libraries. Comments may be submitted to the Henrico County Department of Community Revitalization, PO Box 90775, Henrico, VA 23273-0775 by phone (804) 501-7640 or by email at revitalization@henrico.us.

**Henrico County**
VIRGINIA

Traffic | Jobs | Schools | Libraries | Events

[Home](#) | [SERVICES](#) | [GOVERNMENT](#) | [DEPARTMENTS](#) | [HISTORY](#) | [NEWS](#) | [CONTACT](#)

Home / Community Revitalization / Federal Block Grant Programs / Consolidated Annual Performance and Evaluation Report (CAPER)

Federal Block Grant Programs

- CDBG, Home and ESG Program 2017-2018
- Community Development Block Grant Program (CDBG)
- Consolidated Annual Performance and Evaluation Report (CAPER)
- Consolidated Plan and Annual Action Plan
- Emergency Solutions Grant (ESG) Program
- HOME Investment Partnerships Program
- Program Partners

Consolidated Annual Performance and Evaluation Report (CAPER)

At the end of every federal funding program year, Henrico County is required to prepare a Consolidated Annual Performance and Evaluation Report (CAPER) to provide information to the United States Department of Housing and Urban Development (HUD). The program year follows the federal fiscal year of October 1 to September 30. The CAPER reports information on the performance and outcomes of federally funded programs and projects, and enables HUD, County officials and the public to evaluate the County's performance and determine whether the activities undertaken during the fiscal year helped to meet the County's five-year goals to address priority needs identified in the Consolidated Plan and the Annual Action Plan. The CAPER is submitted to HUD on approximately December 28 of each year. Prior to submission, and finalization of the document, the CAPER is available for public review and comment for 15 days. A summary of comments received is incorporated into the document prior to submission.

The **DRAFT 2016-17 CAPER** is available for public review and comment through December 21, 2017. The draft CAPER can also be reviewed at the Henrico County Department of Community Revitalization at 4062 Crockett Street during normal business hours. Comments may be submitted to the Henrico County Department of Community Revitalization, PO Box 90775, Henrico, VA 23273-0775 or by email at revitalization@henrico.us.

The most recent CAPER documents are available at the links below. For earlier documents, please contact the Department of Community Revitalization.

- [DRAFT 2016-17 Consolidated Annual Performance and Evaluation Report \(CAPER\) \(pdf\)](#)
- [2015-16 Consolidated Annual Performance and Evaluation Report \(CAPER\) \(pdf\)](#)
- [2014-15 Consolidated Annual Performance and Evaluation Report \(CAPER\) \(pdf\)](#)
- [2013-14 Consolidated Annual Performance and Evaluation Report \(CAPER\) \(pdf\)](#)
- [2012-13 Consolidated Annual Performance and Evaluation Report \(CAPER\) \(pdf\)](#)
- [2011-12 Consolidated Annual Performance and Evaluation Report \(CAPER\) \(pdf\)](#)
- [2010 Tables and Reports \(pdf\)](#)
- [2010 Consolidated Annual Performance and Evaluation Report \(CAPER\) \(pdf\)](#)

Contact Us

Community Revitalization

Physical Address
4062 Crockett Street
Henrico, VA 23228

Phone
(804) 501-4757

Fax
(804) 501-7630

Mailing Address
P. O. Box 90775
Henrico, VA 23273-0775

Office Hours:
Monday to Friday
8:00 AM to 4:30 PM

Email

Director

Community Development

Community Maintenance

Quick Links

- [File a Zoning or Environmental Complaint](#)
- [Community Cleanup Calendar & Address Lookup](#)