

Consolidated Annual Performance and Evaluation Report 2017-2018



**Henrico County Department of Community Revitalization
December 21, 2018**



CDBG, HOME & ESG Programs 2017-2018 Annual Performance Report

**Henrico County, Virginia
CDBG, HOME & ESG Programs**

Henrico County Department of Community Revitalization, December 21, 2018

Acknowledgements

The 2017-18 Annual Performance Report was prepared by the County of Henrico Department of Community Revitalization, Division of Community Development.

County of Henrico Board of Supervisors

Chair, Frank Thornton, Fairfield
Vice Chairman, Tyrone E. Nelson, Varina
Thomas M. Branin, Three Chopt
Patricia O'Bannon, Tuckahoe
Daniel J. Schmitt, Brookland District

John A. Vithoulikas, County Manager
Randall S. Silber, Deputy County Manager for Community Development

County of Henrico Department of Community Revitalization, Division of Community Development

S. Mark Strickler, Director of Community Revitalization
David Sacks, Community Development Manager
Geleene Goffena, AICP, CDBG Program Manager
Scott Carter, HOME Program Manager
Roy Props, Commercial Assistance Planner
Pat Nuckols, Account Clerk III
Noha Osman, Intern II

Additional assistance provided by the U.S. Department of Housing and Urban Development
Richmond Field Office, Office of Community Planning and Development

Ronnie J. Legette, Director
P. Anthony Brinkman, Ph.D., CPD Representative

Preface

The County of Henrico is a recipient of federal Community Block Grant (CDBG), HOME Investment Partnerships (HOME), and Emergency Solutions Grant (ESG) annual entitlement funds through the U. S. Department of Housing and Urban Development (HUD). A requirement of receiving these funds is to submit to HUD, within 90 days of the end of the program year, a report assessing progress in meeting the goals and objectives established in the Consolidated Plan and specific accomplishments and expenditures during the program year. The Henrico County program year is from October 1 to September 30.

The official submission of the Consolidated Annual Performance and Evaluation Report (CAPER) is provided to HUD through the online *eCon Planning Suite* in HUD's Integrated Disbursement and Information System (IDIS). Henrico County's CAPER submission occurred on December 21, 2018.

This document provides a printed version of information submitted to HUD through IDIS. This document is not the official submission, rather it is a compilation of the on-line information submitted, using a data exporting function provided by IDIS. Once exported, that information was subsequently reformatted to accommodate errors in the IDIS export, to provide a more user-friendly document, and to make available key informational reports used by HUD in evaluating local government programs for the year. These reports are provided as attachments to this document. Beginning with the 2016-17 CAPER, data for persons served with ESG funds is no longer provided in Section CR-65, rather is developed through the Sage HMIS Reporting repository. A report from that system is provided directly to HUD. A copy of the report generated by that system is provided in the Appendix of this document.

Any questions about the CAPER can be directed to:

County of Henrico
Department of Community Revitalization
4062 Crockett Street 23228
Or by mail at
P.O. Box 90775
Henrico Virginia 23273-0775
804-501-7617
Revitalization@henrico.us

December 21, 2018

Table of Contents

CR-05 - Goals and Outcomes	1
CR-10 – Racial and Ethnic composition of families assisted	4
CR-15 – Resources and Investments.....	5
CR-20 - Affordable Housing.....	11
CR-25 - Homeless and Other Special Needs	13
CR-30 - Public Housing	15
CR-35 - Other Actions.....	16
CR-40 - Monitoring.....	20
CR-45 - CDBG.....	21
CR-50 - HOME	22
CR-60 - ESG.....	24
CR-65 - Persons Assisted.....	25
CR-70 – ESG - Assistance Provided and Outcomes	28
CR-75 – Expenditures.....	30
Attachments.....	33

CR-05 - Goals and Outcomes

Progress the jurisdiction has made in carrying out its strategic plan and its action plan.

91.520(a)

This could be an overview that includes major initiatives and highlights that were proposed and executed throughout the program year.

Major accomplishments of Henrico County, Virginia for Program year 2017-18 include the following:

- Affordable housing was provided to 93 households through moderate home rehabilitation, minor home repairs, development of new affordable housing, and down payment assistance.
- Homelessness prevention, case management, shelter, and rapid re-housing services were provided to 737 people.
- Public service programs providing after-school programs, home maintenance workshops, and fair housing counseling or outreach were provided to 440 people. (The total of 15,180 as shown in the chart below reflects the total calculated from the low/mod area targeted for the home maintenance workshop program.)
- Economic development assistance resulted in the creation of 11 new jobs for low-income persons.

Comparison of the proposed versus actual outcomes for each outcome measure submitted with the consolidated plan and explain, if applicable, why progress was not made toward meeting goals and objectives. 91.520(g)

Categories, priority levels, funding sources and amounts, outcomes/objectives, goal outcome indicators, units of measure, targets, actual outcomes/outputs, and percentage completed for each of the grantee's program year goals.

Goal	Category	Source / Amount	Indicator	Unit of Measure	Expected – Strategic Plan	Actual – Strategic Plan	Percent Complete	Expected – Program Year	Actual – Program Year	Percent Complete
Assist Homeless Families in Obtaining Housing	Homeless	ESG: \$50,000	Tenant-based rental assistance / Rapid Rehousing	Households Assisted	102	48	47.06%	25	41	164%
Emergency Shelter and Supportive Services	Homeless	ESG: \$55,250	Homeless Person Overnight Shelter	Persons Assisted	485	280	57.73%	83	138	166%

Improvements to Low/Moderate Income Housing	Non-Housing Community Development		Public Facility or Infrastructure Activities other than Low/Moderate Income Housing Benefit	Persons Assisted	2500	0	0.00%			
Increase Affordable Homeownership Opportunities	Affordable Housing	CDBG: \$44,500 HOME: \$183,500	Direct Financial Assistance to Homebuyers	Households Assisted	50	27	54.00%	18	19	106%
Prevent Homelessness	Homeless	ESG: \$19,456	Homelessness Prevention	Persons Assisted	3250	1513	46.55%	808	558	69%
Provide Public Services for Low/Moderate Income Populations	Non-Housing Community Development		Public service activities other than Low/Moderate Income Housing Benefit	Persons Assisted	1000	15,932	1,593.2%	290	15,180	5,234.48%
Rehabilitation of Existing Housing	Affordable Housing	HOME: \$93,600	Homeowner Housing Added	Household Housing Unit	9	3	33.33%	2	1	50.0%
Rehabilitation of Existing Housing	Affordable Housing	CDBG: \$812,047 HOME: \$360,014	Homeowner Housing Rehabilitated	Household Housing Unit	240	196	81.67%	77	73	94.8%
Revitalize Older Commercial Corridors	Economic Development		Facade treatment/business building rehabilitation	Business	7	1	14.29%			
Revitalize Older Commercial Corridors	Economic Development		Jobs created/retained	Jobs	38	40	105.26%	6	11	183.3%
Support Housing for Special Needs Populations	Affordable Housing		Rental units rehabilitated	Household Housing Unit	60	0	0.00%			
Support Non-Housing Needs for Special Populations	Non-Homeless Special Needs	CDBG: \$	Public Facility or Infrastructure Activities other than Low/Moderate Income Housing Benefit	Persons Assisted	150	252	168.00%	150	152	101.3%

Table 1 - Accomplishments – Program Year & Strategic Plan to Date

Assess how the jurisdiction's use of funds, particularly CDBG, addresses the priorities and specific objectives identified in the plan, giving special attention to the highest priority activities identified.

The preservation and development of affordable housing, community economic development, mitigation and prevention of homelessness, and non-housing community development are the four high priority needs identified in the 2016 Consolidation Plan. These priorities were addressed in 2017-18 through the following programs:

- Homeowner Rehabilitation through project: HOMES. Eleven homes were completed at a total cost of \$188,230 CDBG and \$359,994 HOME.
- Emergency and minor repairs to homes owned by low/moderate-income residents through project: HOMES and Rebuilding Together Richmond. A total of 62 repairs were completed at a total cost of \$613,842 CDBG.
- Development of new affordable housing through CHDOs. Three vacant homes were purchased in PY2017-18 for the rehabilitation and/or construction of single-family dwellings for sale to low-income, first-time homebuyers. Total expenditure of HOME (CHDO) funds from prior program years: PY 2012-13 was \$43,113.24; PY 2014-15 was \$19,756.91; PY 2015-16 was \$83,204.54; and PY2016-17 was \$32,278.
- Down payment and closing cost assistance through SCDHC to enable homeownership for low-income first-time homebuyers. Funding was provided for six homebuyers; seven homebuyers were assisted at a total cost of \$15,750 CDBG and \$58,250 HOME.
- Down payment and closing cost assistance through HOME Inc. to enable homeownership for low-income first-time homebuyers. Funding was provided for 12 homebuyers; 12 homebuyers were assisted at a total cost of \$25,500 CDBG and \$151,986 HOME.
- After-school substance abuse and violence prevention through the CONNECT Program for at-risk youth and their parents residing in 11 low-income communities. 162 students were served throughout the program year at a total cost of \$140,544 CDBG.
- The job creation and retention objective was accomplished through the creation of 12 new jobs (11 low-mod FTEs) through the Commercial Assistance and Enterprise Zone Design Assistance programs. PY2017-18 expenditures (including expenditures from prior year funds): \$187,968 CDBG. This resulted in an average of one job for every \$15,664 of CDBG expenditures for these programs.
- Completion of a series of workshops providing basic home maintenance skills to Henrico homeowners. 90 people participated. Total CDBG cost of \$3,416.
- Completion of survey work and a Nomination Report in cooperation with the Virginia Department of Historic Resources to enable the listing of Highland Springs in the National Register of Historic Places. The district was added to the National Register in May 2018. A CDBG expenditure of \$36,958 was incurred in PY 2017-18.
- The Henrico ESG program served 558 households/persons through homeless prevention services at a cost of \$20,388; 41 persons through rapid re-housing services at a cost of \$50,000; and 138 persons (47 by Housing Families First; 91 by CARITAS) through case management and shelter services at a cost of \$55,250.

CR-10 - Racial and Ethnic composition of families assisted

Describe the families assisted (including the racial and ethnic status of families assisted).

91.520(a)

	CDBG	HOME	ESG
White	110	12	190
Black or African American	359	35	510
Asian	4	0	24
American Indian or American Native	1	0	13
Native Hawaiian or Other Pacific Islander	0	0	0
Total	474	47	737
Hispanic	5	0	29
Not Hispanic	469	47	708

Table 2 – Table of assistance to racial and ethnic populations by source of funds

Narrative

In PY2017-18, the vast majority of families/individuals assisted were non-white minorities. For CDBG, 76% of those assisted were racial minorities. For HOME, 74% of those assisted were racial minorities. For ESG, 74% of those assisted were racial minorities. Overall, the County's population is 40% racial minorities.

CR-15 - Resources and Investments 91.520(a)

Identify the resources made available

Source of Funds	Source	Resources Made Available	Amount Expended During Program Year
CDBG	CDBG	1,629,747	\$1,821,050.14
HOME	HOME	699,414	\$839,314.38
ESG	ESG	152,086	\$160,221.56

Table 3 - Resources Made Available

Narrative

Table 3- "Resources Made Available" reflects PY 2017-18 allocations plus prior year funds brought forward and prior year program income (HOME only). These figures reflect the additional funds provided in the April 2018 *Action Plan* amendment.

"Amount Expended" for CDBG reflects draws that were all associated with expenses that occurred during PY 2017-18.

"Amount Expended" for HOME reflects draws that occurred during PY 2017-18, some of which were associated with prior year expenses, and some of which were associated with prior year grant funds. Amount expended from prior year grant funds totaled \$364,673.38. Furthermore \$55,873 of 2017 grant funds and \$11,665.43 of 2016 grant funds were drawn in the first months of 2018.

"Amount Expended" for ESG reflects draws that occurred during the program year, some of which are associated with prior year programs and funds. The amount of PY 2017 funds expended (drawn) during the program year totaled \$131,391.50, and \$28,830.06 of 2016 grants was expended during the program year. Furthermore, \$6,86.26 of the 2017 grant was drawn in the first months of PY 2018.

Information for amounts expended was derived from the PR-07 report, *Drawdown Report by Voucher Number – Vouchers Submitted to LOCCS*.

Identify the geographic distribution and location of investments

Target Area	Planned Percentage of Allocation	Actual Percentage of Allocation	Narrative Description
County-wide	98	98	

Table 4 – Identify the geographic distribution and location of investments

Narrative

CDBG and HOME funds investments for PY2017-18 were primarily concentrated in the central to eastern portion of the County. Funds were not restricted to any area of the County. 2.4 percent of CDBG funds (\$40,000) were allocated for the target area of Highland Springs and Laburnum Gateway areas through the Rebuilding Together Richmond Home Repair Program. \$35,188 was spent.

Leveraging

Explain how federal funds leveraged additional resources (private, state and local funds), including a description of how matching requirements were satisfied, as well as how any publicly owned land or property located within the jurisdiction that were used to address the needs identified in the plan.

The use of federal CDBG and HOME funds by Henrico County leveraged over \$3,546,525 in state, local, federal, and private funds (computed as applicable Nondepartmental budget allocations plus HOME and ESG match contributed during the program year). Sources of leveraged funds included \$3,240,467 of PY 2017-18 local funds from the Henrico County Nondepartmental budget and the budgets of the Departments of Building Inspections and Community Revitalization. Several agencies operate their programs in publicly-owned facilities or on publicly-owned lands. Agencies supported are as follows:

- Better Housing Coalition \$32,805
- CARITAS \$32,805
- CASA (Court Appointed Special Advocates) \$3,789
- Children's Hospital \$1,314
- Community Brain Injury Services (Mill House) \$17,217
- Community Maintenance Program (DCR & BI) \$2,203,597 (based on 2018-19 budget)
- Cultural Arts Center at Glen Allen \$550,000
- FeedMore (Meals on Wheels, Central VA Foodbank) \$18,954
- FISH (Eastern Henrico County) \$26,244
- Lewis Ginter Botanical Garden \$98,415
- Henrico Community Partners \$2,300
- Henrico Police Athletic League \$19,683
- Hilliard House \$41,337
- Homeward \$10,269
- The Read Center, \$16,407
- Resources for Independent Living \$36,162
- Richmond Area ARC (Camp Baker) \$6,561
- Safe Harbor \$17,091
- Salvation Army \$15,489
- Senior Connections (CAAA) \$35,334
- St. Joseph's Villa \$34,174
- YWCA \$20,520

For FY 2017-18 Henrico County Public Schools (HCPS) was in year 1 of a 3-year grant under the McKinney-Vento Homeless Education Act. The award amount is \$68,000 for each of the years in the 3-year grant cycle, continuing through year 2019-20.

Henrico County served 988 homeless students in the 2017-18 school year, a decrease of three students from the previous years. At the close of the first marking period of 2018-19, HCPS was up 155 homeless students from the same time in 2017-18, suggesting the potential for a significant increase for the 2018-19 school year. HCPS also receives general financial support in the form of ‘set-aside’ funds through the Federal Programs office. The combined funds allow for financial support for 988 homeless students.

As of November 2018, Henrico Area Mental Health & Developmental Services (HAMHDS) has 270 Housing Choice Vouchers under lease. The Central Virginia Resource Corporation (CVRC) reported as of November 2018, 416 Housing Choice Vouchers currently in Henrico County and managed through an administrative services agreement with VHDA. The Richmond Redevelopment and Housing Authority administers 1,886 vouchers where households reside in Henrico County (Source: HUD Community Assessment Reporting Tool (CART), <https://egis.hud.gov/cart/>) Richmond Residential Services also manages vouchers which may be in use in Henrico County. A specific number is not available.

The Henrico County Department of Social Services’ Intake & Information & Referral Unit performs intake functions for both Child Protective Service and Adult Protective Services. The unit also provides information and referral services for those seeking assistance, and will occasionally assist to meet basic needs when funding is available. The unit also works closely with the Greater Richmond Continuum of Care and the Homeless Crisis Line by providing foster care prevention services to families with minor children who are without shelter.

Henrico County owns the land and building used by Housing Families First as a shelter and administrative offices for a rapid rehousing program.

Fiscal Year Summary – HOME Match	
1. Excess match from prior Federal fiscal year	\$ 22,781,920.00
2. Match contributed during current Federal fiscal year	\$ 109,351.09
3 .Total match available for current Federal fiscal year (Line 1 plus Line 2)	\$ 22,891,271.90
4. Match liability for current Federal fiscal year	\$ 156,637.57
5. Excess match carried over to next Federal fiscal year (Line 3 minus Line 4)	\$ 22,734,634.33

Table 5 – Fiscal Year Summary - HOME Match Report

Match Contribution for the Federal Fiscal Year								
Project No. or Other ID	Date of Contribution	Cash (non-Federal sources)	Foregone Taxes, Fees, Charges	Appraised Land/Real Property	Required Infrastructure	Site Preparation, Construction Materials, Donated labor	Bond Financing	Total Match
1	11/30/2017	\$1699						
2	12/13/2017	\$2381						
3	12/19/2017	\$2364						
4	12/21/2017	\$2964						
5	12/21/2017	\$1875						
6	1/12/2018	\$2708						
7	7/11/2018	\$3094						
8	8/24/2018	\$2968						
9	8/30/2018	\$3277						
10	9/1/2018	\$3558						
11	9/28/2018	\$3248						
12	10/20/2017	\$2675						
13	10/30/2017	\$2072						
14	11/27/2017	\$2464						
15	12/18/2017	\$1860						
16	1/16/2018	\$4886						
17	12/28/2017	\$6797						
18	6/22/2018	\$3483						
19	7/17/2017	\$4909						
20	7/20/2018	\$7312						
21	7/20/2018	\$5318						

Table 6 – Match Contribution for the Federal Fiscal Year

HOME MBE/WBE report

Program Income – Enter the program amounts for the reporting period				
Balance on hand at beginning of reporting period \$	Amount received during reporting period \$	Total amount expended during reporting period \$	Amount expended for TBRA \$	Balance on hand at end of reporting period \$
\$ 10,542	\$ 6,570	\$ 10,542	\$ 0	\$ 6,570

Table 7 – Program Income

Minority Business Enterprises and Women Business Enterprises – Indicate the number and dollar value of contracts for HOME projects completed during the reporting period

	Total	Minority Business Enterprises				White Non-Hispanic
		Alaskan Native or American Indian	Asian or Pacific Islander	Black Non-Hispanic	Hispanic	
Contracts						
Number	21	0	1	2	3	15
Dollar Amount	\$771,463.97	0	\$159,437	\$48,344	\$85,765	\$477,917.97
Sub-Contracts						
Number	4	0	0	3	0	1
Dollar Amount	\$33,222	0	0	\$3,647	0	\$29,575
	Total	Women Business Enterprises	Male			
Contracts						
Number	21	0	21			
Dollar Amount	\$771,463.97	0	\$771,463.97			
Sub-Contracts						
Number	4		4			
Dollar Amount	\$33,222		\$33,222			

Table 8 - Minority Business and Women Business Enterprises

Minority Owners of Rental Property – Indicate the number of HOME assisted rental property owners and the total amount of HOME funds in these rental properties assisted

	Total	Minority Property Owners				White Non-Hispanic
		Alaskan Native or American Indian	Asian or Pacific Islander	Black Non-Hispanic	Hispanic	
Number	0	0	0	0	0	0
Dollar Amount	0	0	0	0	0	0

Table 9 – Minority Owners of Rental Property

Relocation and Real Property Acquisition – Indicate the number of persons displaced, the cost of relocation payments, the number of parcels acquired, and the cost of acquisition						
Parcels Acquired		0				
Businesses Displaced						
Nonprofit Organizations Displaced						
Households Temporarily Relocated, not Displaced						
Households Displaced	Total	Minority Property Enterprises				White Non-Hispanic
		Alaskan Native or American Indian	Asian or Pacific Islander	Black Non-Hispanic	Hispanic	
Number	0	0	0	0	0	0
Cost	0	0	0	0	0	0

Table 10 – Relocation and Real Property Acquisition

CR-20 - Affordable Housing 91.520(b)

Evaluation of the jurisdiction's progress in providing affordable housing, including the number and types of families served, the number of extremely low-income, low-income, moderate-income, and middle-income persons served.

	One-Year Goal	Actual
Number of Homeless households to be provided affordable housing units	833	599
Number of Non-Homeless households to be provided affordable housing units	97	93
Number of Special-Needs households to be provided affordable housing units	0	0
Total	930	692

Table 11 – Number of Households

	One-Year Goal	Actual
Number of households supported through Rental Assistance	25	41
Number of households supported through The Production of New Units	2	1
Number of households supported through Rehab of Existing Units	77	73
Number of households supported through Acquisition of Existing Units	18	19
Total	122	134

Table 12 – Number of Households Supported

Discuss the difference between goals and outcomes and problems encountered in meeting these goals.

Table 11 --The "one-year goal" numbers represent: 833 persons served with rapid re-housing, or homelessness prevention; 97 households served through moderate housing rehabilitation, minor home repair, down payment assistance, and the production of new units.

"Actual" numbers result from the following: 558 persons served through the YWCA hotline and Catholic Commonwealth Charities (homeless prevention), and 41 persons served with rapid re-housing through Housing Families First, for a total of 599. 62 households were served with emergency or minor repair, 11 households were served with moderate housing rehabilitation, 19 households provided down

payment assistance, and one household provided affordable housing through CHDO developed projects, for a total of 93 providing a grand total of 692. One household benefited from CHDO-produced housing and also received down payment assistance.

Table 12 -- The above 'Actual' numbers represent: 41 persons provided rapid re-housing (rental assistance); 1 household provided with production of new units; 73 households provided with homeowner rehab or repair; and 19 down payments assistance grants for first-time homebuyers (acquisition of existing units).

Discuss how these outcomes will impact future annual action plans.

Given the success with the homeowner repair and rehabilitation programs, little change is expected. Performance of all programs is closely monitored so that mid-year program adjustments and reallocations can be made. The goal for “homeless households to be provided affordable housing units” will likely be decreased in future action plans to more accurately reflect what experience has shown to be a more accurate number of persons served by the YWCA hotline.

Include the number of extremely low-income, low-income, and moderate-income persons served by each activity where information on income by family size is required to determine the eligibility of the activity.

Number of Households Served	CDBG Actual	HOME Actual
Extremely Low-income	16	2
Low-income	30	8
Moderate-income	44	20
Total	90	30

Table 13 – Number of Households Served

CR-25 - Homeless and Other Special Needs 91.220(d, e); 91.320(d, e); 91.520(c)

Evaluate the jurisdiction's progress in meeting its specific objectives for reducing and ending homelessness through:

Reaching out to homeless persons (especially unsheltered persons) and assessing their individual needs

During 2017-18 Henrico County funded eight non-profit corporations through the Non-Departmental component of the General Fund budget to prevent homelessness, provide case management and food and shelter for homeless individuals, provide supportive services for homelessness and at risk of homelessness individuals and families, and enable the transition to permanent housing.

Services provided during 2017-18 with ESG funding were as follows:

- Housing Families First provided emergency shelter and/or rapid re-housing to 47 families or individuals.
- CARITAS provided support services and emergency shelter to 1551 individuals (as reported through HCIS), 91 of which were Henrico residents.
- YWCA provided emergency safe housing, counseling, case management, transition housing, rapid re-housing, and/or financial assistance to 548 Henrico individuals or families.

Addressing the emergency shelter and transitional housing needs of homeless persons

During PY 2017-18, Henrico County utilized ESG funding for the following program components:

- Shelter
- Homeless Prevention
- Rapid Re-housing
- Data Collection (HMIS)
- Administration

Shelter received 39.9% of the allocation followed by Rapid Re-housing with 36.1% of the allocation, Homeless Prevention received 14.7% of the allocation and Data Collection (HMIS) with 1.8% of the allocation. 99.8% of the PY 2017-18 ESG grant was expended during the Program Year.

The funds enabled homeless prevention activities for 558 persons, rapid re-housing activities for 41 persons/households, and shelter for 138 persons.

Helping low-income individuals and families avoid becoming homeless, especially extremely low-income individuals and families and those who are: likely to become homeless after being discharged from publicly funded institutions and systems of care (such as health care facilities, mental health facilities, foster care and other youth facilities, and corrections programs and institutions); and, receiving assistance from public or private agencies that address housing, health, social services, employment, education, or youth needs

Henrico County's Department of Social Services (HDSS) created the Intake & Community Resource Unit (ICRU) in 2010 to assist families and individuals in crisis. ICRU performs intake functions for both Child Protective Service and Adult Protective Services. ICRU also responds to emergency needs requests by providing information and referral services, homelessness prevention, homelessness diversion, and in rare incidences will provide emergency shelter. Citizens and agencies contact ICRU for a wide variety of emergency needs that can include housing, utilities, food, clothing, and medical. A trained staff person conducts a brief assessment, discusses how to engage informal supports, shares information about existing community resources, and problem solves with the individual to identify solutions. For those who qualify HDSS provides case management along with short term rental and utility assistance with the goals of promoting safe and stable housing and improving self-sufficiency. In the period from October 1, 2016 to September 30, 2017, the ICRU completed 1712 Child Protective Services referrals, 899 Adult Protective Services referrals, and 955 screening requests. HDSS also responded to 5792 emergency needs requests, and provided financial assistance to 141 households.

HDSS relies on the support of HEARTH of Henrico to provide homeless prevention assistance. Of the 141 total households who received financial assistance, 90 households were served with funds provided wholly or in-part by HEARTH of Henrico.

Helping homeless persons (especially chronically homeless individuals and families, families with children, veterans and their families, and unaccompanied youth) make the transition to permanent housing and independent living, including shortening the period of time that individuals and families experience homelessness, facilitating access for homeless individuals and families to affordable housing units, and preventing individuals and families who were recently homeless from becoming homeless again

ESG funds enabled homeless prevention activities for 558 persons, rapid-re-housing activities for 41 persons/households, and shelter for 138 persons. The allocation to four organizations helped Henrico County serve a total of 737 persons/households.

CR-30 - Public Housing 91.220(h); 91.320(j)

Actions taken to address the needs of public housing

The County of Henrico has no public housing. Henrico County encourages affordable homeownership for low-income households through several programs. Specific actions during PY 2017-18 to remove barriers and promote affordable housing include the following:

- Allocation of \$153,000 to HOME Inc. for down payment and closing costs assistance and homeownership counseling.
- Allocation of \$75,000 to Southside Community Development and Housing Corporation for down payment and closing costs assistance and homeownership counseling.
- Allocation of \$510,000 to project: HOMES for Emergency and Minor Repairs and a mid-year Action Plan amendment to provide an additional allocation of \$71,844, for a total program allocation \$581,844.
- Allocation of \$40,000 to Rebuilding Together Richmond for a Home Repair Program in Laburnum Gateway.
- Allocation of \$485,155 to project: HOMES for the moderate home rehabilitation program, and a mid-year Action Plan amendment to provide an additional allocation of \$65,062 for a total program allocation \$550,217.
- Allocation of \$93,600 for CHDO activities to create new affordable housing.

Actions taken to encourage public housing residents to become more involved in management and participate in homeownership

The County of Henrico has no public housing.

Actions taken to provide assistance to troubled PHAs

The County of Henrico has no public housing.

CR-35 - Other Actions 91.220(j)-(k); 91.320(i)-(j)

Actions taken to remove or ameliorate the negative effects of public policies that serve as barriers to affordable housing such as land use controls, tax policies affecting land, zoning ordinances, building codes, fees and charges, growth limitations, and policies affecting the return on residential investment. 91.220 (j); 91.320 (i)

Henrico County works in numerous ways to reduce the barriers to affordable housing. Building codes and tax policies are governed by state law and not subject to local adjustment but the County continues to provide an exemption from real estate taxes for low/moderate-income seniors and disabled homeowners through the Real Estate Advantage Program (REAP). Henrico reduces barriers to residential development of all types by not requiring cash proffers. The real estate tax rate in Henrico County is among the lowest in the region, and is the lowest among large urban localities in Virginia. The Comprehensive Plan designates substantial area for residential development and Henrico County regularly approves new subdivisions and multi-family development for all income levels. In FY 2017-18, permits were issued for 1089 new single-family homes (an increase of 28% from the prior year); 72 permits were issued for multi-family buildings.

The Analysis of Impediments to Fair Housing Choice, prepared by a consultant independent from Henrico County and completed in September 2015, identified no impediments to fair housing choice resulting from the negative effects of public policies.

A biannual analysis undertaken in PY 2016 as part of the development of the 2016 Consolidated Plan and the 2016-17 Action Plan evaluated the opportunities for affordable housing for Henrico home purchasers. That analysis determined that 55% of the single-family homes in the County were affordable by households earning up to 80% Area Median Income, if available for purchase. This is a decrease from 2015 when 62% fell into this category.

Within the rental housing market there are 2,303 units supported by project-based housing choice vouchers or equivalent, providing housing opportunities for very low income households. There are also 3,565 additional rental units supported by low income housing tax credits; and additional rent restricted units supported by tax exempt bond financing.

Actions taken to address obstacles to meeting underserved needs. 91.220(k); 91.320(j)

While there are several constraints to meeting the needs of low-, very low-, and moderate-income residents, the primary obstacle is the lack of funding to fully address all needs. In response to the level of need, Henrico County continued to provide local funding to non-profit agencies through the general fund non-departmental budget. The County provided homeless prevention services and assistance for County residents, and continued on a County-wide basis to encourage economic development leading to job growth, much of which is targeted to low-, very low-, and moderate-income persons. Through the Henrico Area Mental Health and Development Services, the County continued to administer Housing Choice Vouchers for 270 families. The County also encouraged all types of residential development and

has been supportive of the use of low-income housing tax credits for the rehabilitation of multi-family housing for low- and moderate-income persons. For the 2017-18 Program Year, Henrico County allocated \$100,000 in funding to support the construction of the CARITAS Center, providing a regional facility in south Richmond that will provide housing and services for homeless persons as well as a 160-bed peer-based recovery program, classroom space for a job training program, and 47 sober living apartments. Construction began in December 2017.

Among the greatest needs has been addressing the condition of existing housing of low-income homeowners. During PY 2017-18, 73 households received housing repair or rehabilitation assistance through the County's program partners. This program was expanded in PY 2017-18 with an additional provider.

To encourage and provide opportunities for new low- and moderate-income homebuyers, down payment and closing cost assistance was provided to 19 households.

Two apartment projects in Henrico County received an allocation of Low Income Housing Tax Credits from the Virginia Housing Development Authority in 2018: Apartments at Kingsridge II with 71 units and Bickerstaff Crossing with 60 units. Both of these will be new construction.

Actions taken to reduce lead-based paint hazards. 91.220(k); 91.320(j)

As referenced in the Annual Action Plan, Henrico County provides up to \$5,000 for lead-based paint assessment and abatement for homes receiving assistance through the moderate rehabilitation program.

All CDBG and HOME activities in Henrico County which involve the purchase or repair/renovation of houses built prior to 1978 follow federal lead-based paint regulations. During the implementation of these activities, appropriate steps are taken depending on the level of funding for the unit when lead-based paint is detected or presumed to be present. Subrecipient staff is trained on lead-based paint requirements (HUD Lead Safe Work Practice Certification; EPA Renovation, Repair and Painting Certification; and Healthy Homes for Community Health Worker Certification) and practices and each homeowner in a pre-1978 home is provided the EPA/HUD booklet Protect Your Family From Lead in Your Home. Homeowners in repair/rehabilitation programs also receive the EPA booklet "The Lead-Safe Certified Guide to Renovate Right." A signature noting receipt of these documents is placed in each client file. Contractors used for repair/rehabilitation work are all EPA-certified under 40CFR Part 745.82 and 745.84.

Actions taken to reduce the number of poverty-level families. 91.220(k); 91.320(j)

The Commercial Assistance Program, the Enterprise Zone Façade Grant program, and the Enterprise Zone Design Assistance program facilitate development and expansion of businesses to create jobs available to low- and moderate-income persons including persons in poverty.

According to the 2011-2016 American Community Survey 5-Year Estimates, 96 persons were removed from poverty during this time. More recent data is not available to evaluate reductions in the number of poverty level persons or families during the program year.

Actions taken to develop institutional structure. 91.220(k); 91.320(j)

The County has designated staff to administer the programs and activities funded with CDBG, HOME and ESG funds. Staff works with the individual County Departments, including Public Works, Social Services, Recreation and Parks, Mental Health, Planning, Public Utilities, Building Inspections, Henrico County Public Schools, and the Division of Community Maintenance to coordinate the administration of programs that will be carried out by these agencies. Staff regularly tracks the production and effectiveness of County agencies, and subrecipients tasked with implementing programs with CDBG, HOME, and ESG funds. PY 2017-18 was the fourth year of administering ESG funds and consequently County staff continued to build and foster relationships with homeless service providers and coordinating agencies. Program staff regularly meet to discuss program implementation, enhancements, and adjustments with these agencies. Of particular significance has been the participation on committees of the Continuum of Care. During the program year, as part of a mid-year Action Plan amendment, an additional ESG provider was brought on board and provided funding to administer a homeless prevention program. 2017-18 and unspent 2017 funds were reallocated from Henrico Social Services to Commonwealth Catholic Charities for this purpose.

Actions taken to enhance coordination between public and private housing and social service agencies. 91.220(k); 91.320(j)

Actions taken included:

- Continued participation as an active partner in the Richmond Region Continuum of Care, addressing homeless issues in the metropolitan area.
- Continued representation on the Richmond LISC Local Advisory Committee for the encouragement of affordable housing opportunities in the metropolitan area.
- Continued representation on the regional non-profit Partnership for Housing Affordability.
- Continued representation on the Economic Development Authority Business Retention Committee visiting businesses located in the Enterprise Zone to encourage job creation and commercial revitalization.
- Continued policy of no cash proffers for the development of new single-family houses to ensure greater affordability.
- Provided funds for down-payment and closing costs assistance to facilitate homeownership opportunities for low-income individuals.
- Continued the Real Estate Investment Tax Abatement program for houses assessed at \$250,000 or less in value to increase affordability.

- Convened a monthly meeting of multiple County agencies (Resource Team) involved in addressing housing, social service, safety, and mental health needs of predominantly low-income Henrico residents.
- Participated in the bi-monthly meeting of the Richmond Community Development Alliance fostering coordination among Richmond area housing non-profits and the three entitlement jurisdictions.

Identify actions taken to overcome the effects of any impediments identified in the jurisdictions analysis of impediments to fair housing choice. 91.520(a)

In September 2015, a consultant working for Henrico County completed a new *Analysis of Impediments to Fair Housing Choice*. The analysis identified five categories of impediments with sixteen remedial actions recommended to the County, some as “conceptual frameworks” for further research. Impediments and actions taken during PY17-18 are provided below:

1. *Continue to support production of affordable housing with CHDO funds.* In PY17-18 Henrico County allocated \$93,600 for CHDO activities.
2. *Support non-profit partners to facilitate access to below-market rate units.* In PY17-18, Henrico County allocated HOME funds for 18 down payment assistance grants for low-income first time homebuyers.
3. *Support non-profit partners that maintain relationships with lenders.* In PY17-18, four such partners were supported through funding.
4. *Support development and seek additional sources of funds for affordable housing.* No applicable opportunities for additional funding were identified during the year.
5. *Encourage private sector support for LIHTC and AHP.* One project applied for LIHTC support in Henrico requesting a Revitalization Area designation. That project did not meet VHDA’s technical requirements for the designation and the requested designation was not granted. That project did however receive its tax credit allocation.
6. *Inadequate Awareness of Fair Housing Rights.* For PY17-18, Henrico County funded HOME, Inc. to undertake fair housing outreach and education in Henrico. Additional funding was provided for PY 2018-19.
7. *Partner with local industry to conduct outreach and education regarding fair housing.* See item 6 above.
8. *Encourage Fair Housing Enforcement Agencies and HUD to increase fair housing testing.* These are ongoing activities of these agencies. HOME Inc. has a strong testing program in central Virginia.
9. *Expand Routes for Public transportation.* In 2016-17, Henrico County made a substantial financial commitment to the Broad Street Bus Rapid Transit (the “Pulse”) that will extend into Henrico County and became operational in spring 2018. The 2018-19 County General Fund increased GRTC bus transit service by expanding operating hours, including weekend service, for three routes. This was the largest bus transit expansion in Henrico County in over 25 years. \$1.2 million was allocated to enable this expansion.
10. *Apply for funding for financial literacy.* This is an ongoing activity of several County agencies. The Junior Achievement Finance Park opened in October 2017 in the Libbie Mill Library. Henrico County provided the third floor of the new library and roughing out of the space.

11. *Request the State to encourage lenders to offer assistance programs for households with predatory loans.* This issue was addressed with the State in PY 2016-17.
12. *Provide language assistance to persons with LEP. Translation services are offered primarily through the services of Language Line for translation.* In PY 2017-18 HOME Inc. focused much of its CDBG-funded fair housing outreach to immigrant communities, participating in World Refugee Day, Spanish language radio ads, and housing brochures in multiple languages.
13. *Encourage recruitment of industry providing living wages.* The County's Economic Development Authority (EDA) continuously recruits such employers. In Fiscal Year 2017-18, the Henrico EDA through its business recruitment program facilitated a capital investment of over \$846 million which resulted in the creation of 672 jobs. These jobs were located throughout the County in all income areas.
14. *Support Development that provides alternative housing choices.* In PY15-16 and PY16-17, a total of \$250,000 of CDBG funds was allocated towards the development of additional SRO units for homeless and disabled individuals.
15. *Support homeless prevention and rapid re-housing.* In PY17-18, a total of \$70,388 of ESG funds was allocated for these purposes.
16. *Continue self-help programs.* The County continues its Operation Paintbrush and volunteer assistance programs, providing 1,157 hours of assistance in PY 2017-18.

CR-40 - Monitoring 91.220 and 91.230

Describe the standards and procedures used to monitor activities carried out in furtherance of the plan and used to ensure long-term compliance with requirements of the programs involved, including minority business outreach and the comprehensive planning requirements

All ESG Grant subrecipients were monitored in PY 2016-17. In 2017-18 the CDBG-funded Connect program was monitored, as were down payment assistance programs, the emergency repair program and the homeowner rehabilitation program, as well as a CHDO program. Monitoring activities included a review of a sampling of program activities completed during the contract period. Each file was reviewed to ensure compliance with HUD regulations, County requirements, other applicable standards as well as the approved project plans (for construction projects), compliance with environmental review requirements, and compliance with fair housing laws. Monitoring visits are attended by the representatives of the nonprofit staff, a representative from Henrico County's Department of Finance, and the Program Manager for the CDBG, HOME, or ESG program as appropriate.

Monitoring results are provided in writing to subrecipients, first in draft form for review and comment. A final report is prepared within 30 days of receiving comment including, any necessary findings or concerns along with any required or recommended corrective actions.

County staff reviewed eligibility documentation for compliance with applicable program regulations including client eligibility, proposed property improvements, need for service as projects or undertaken.

The required organization structure, capacity, and financial status of CHDO's is reviewed whenever

certification is required for a project.

All funding recipients are required to submit monthly reports detailing the status of all activities throughout the program year. County staff reviewed each monthly report for financial and programmatic accuracy and program progress. Site monitoring occurs regularly for construction projects while underway, and prior to construction and upon completion for rehabilitation and repair projects. For all projects and programs, as compliance issues arise during the year, immediate corrective actions are required of subrecipients and CHDO's.

All sub-recipients and users of Enterprise Zone grant funds are required to follow County procurement processes. These require solicitation of bids from WMBE firms for most purchases.

Citizen Participation Plan 91.105(d); 91.115(d)

Describe the efforts to provide citizens with reasonable notice and an opportunity to comment on performance reports.

Notice of the availability of a draft annual performance report is published in the Richmond Times-Dispatch. Citizens are given 15 days to review and provide comment on the document. The draft report is published on the County's website and a hard copy was available for review at the Department of Community Revitalization.

No comments were received during the 15-day comment period

CR-45 - CDBG 91.520(c)

Specify the nature of, and reasons for, any changes in the jurisdiction's program objectives and indications of how the jurisdiction would change its programs as a result of its experiences.

There was one amendment to the 2017-18 Annual Action Plan. The amendment provided funding in April 2018 and (as permitted by HUD) submitted and approved in IDIS in August 2018. The amendment incorporated unspent funds from PY 2016-17, allocating \$71,844 of CDBG funds to the Emergency and Minor Repair Program with project: HOMES, and \$65,062 of HOME funds to project: HOMES for the homeowner rehabilitation program. In addition, PY 2016-17 and PY 2017-18 homeless prevention funds were reallocated from Henrico Social Services to Commonwealth Catholic Charities.

Does this Jurisdiction have any open Brownfields Economic Development Initiative (BEDI) grants?

No

[BEDI grantees] Describe accomplishments and program outcomes during the last year.

Please list those projects that should have been inspected on-site this program year based upon the schedule in §92.504(d). Indicate which of these were inspected and a summary of issues that were detected during the inspection. For those that were not inspected, please indicate the reason and how you will remedy the situation.

Not Applicable

CR-50 - HOME 91.520(d)

Include the results of on-site inspections of affordable rental housing assisted under the program to determine compliance with housing codes and other applicable regulations

Please list those projects that should have been inspected on-site this program year based upon the schedule in §92.504(d). Indicate which of these were inspected and a summary of issues that were detected during the inspection. For those that were not inspected, please indicate the reason and how you will remedy the situation.

No projects were inspected during PY17-18 as no affordable rental housing was assisted with HOME funds.

Provide an assessment of the jurisdiction's affirmative marketing actions for HOME units. 92.351(b)

In addition to furthering fair housing as described in Section CR-35, the Department of Community Revitalization conducted the following activities to help reach a diverse population:

- Outreach efforts included marketing new homes on the internet, CHDO organization websites, bus tours, and radio advertisements.
- Provided outreach and support to programs that promote affordable housing.
- Housing units produced using HOME funds are listed on the local MLS. CHDO housing producers market houses to their homebuyer classes which have high minority representation.
- County staff annually provides presentations to approximately 25 community organizations on County housing programs, including the availability of new HOME units. These include organizations representing and located in minority communities.

- Subrecipients place ads in newspapers serving Henrico County.

Refer to IDIS reports to describe the amount and use of program income for projects, including the number of projects and owner and tenant characteristics

HOME program income in the amount of \$10,542 was received in PY 2016-17 and spent and drawn in 2017-18 as partial payment for a homeowner rehabilitation project (IDIS Activity #1197). Owner characteristics for that project are: Black/African American, under 30% AMI, Elderly, one-person household.

Home program income in the amount of \$6,570 was received in PY 2017-18. That Program Income was expended (drawn) during PY18-19 as a partial payment for a homeowner rehabilitation project. (IDIS activity # 1197). The owner characteristics for that project will be provided in the PY 2018-19 CAPER.

Describe other actions taken to foster and maintain affordable housing. 91.220(k) (STATES ONLY: Including the coordination of LIHTC with the development of affordable housing). 91.320(j)

The CDBG- and HOME-funded projects completed during PY 2017-18 provided down payment assistance, minor home repairs, and moderate home rehabilitation. The projects fostered and maintained affordable housing in Henrico County for low- and moderate-income residents. In PY2017-18 funds were provided for the completion of eleven moderate rehabilitation projects, 62 minor repairs projects, and 19 down payment assistance projects. All of these programs and projects are ongoing and will be renewed with PY 2018-19 funds. Two proposed multi-family developments in Henrico County sought Low Income Housing Tax credits for the construction of new housing units. Both received an allocation of tax credits through VHDA. 131 total units will be constructed. No CDBG or HOME funds were requested for these projects.

CR-60 - ESG 91.520(g) (ESG Recipients only)

ESG Supplement to the CAPER in *e-snaps*

For Paperwork Reduction Act

1. Recipient Information—All Recipients Complete

Basic Grant Information

Recipient Name	HENRICO COUNTY
Organizational DUNS Number	074735515
EIN/TIN Number	546001344
Identify the Field Office	RICHMOND
Identify CoC(s) in which the recipient or subrecipient(s) will provide ESG assistance	

ESG Contact Name

Prefix	Mr.
First Name	David
Middle Name	M
Last Name	Sacks
Suffix	0
Title	Community Development Manager

ESG Contact Address

Street Address 1	P.O. Box 90775
Street Address 2	0
City	Henrico
State	VA
ZIP Code	23273-
Phone Number	8045017611
Extension	0
Fax Number	0
Email Address	sac01@henrico.us

ESG Secondary Contact

Prefix	Mr.
First Name	Scott
Last Name	Carter
Suffix	0
Title	HOME Program Manager
Phone Number	8045017612
Extension	0
Email Address	car80@henrico.us

2. Reporting Period—All Recipients Complete

Program Year Start Date	10/01/2017
Program Year End Date	09/30/2018

3a. Subrecipient Form – Complete one form for each subrecipient

Subrecipient or Contractor Name
City
State
Zip Code
DUNS Number
Is subrecipient a victim services provider
Subrecipient Organization Type
ESG Subgrant or Contract Award Amount

CR-65 - Persons Assisted

Note to Reader: Information previously provided in Section CR-65, beginning with the 2016-17 CAPER is now provided via the HUD Sage system and can be found in the Appendix. Tables 16 through 23 have therefore been left blank.

4. Persons Served

4a. Complete for Homelessness Prevention Activities

Number of Persons in Households	Total
Adults	
Children	
Don't Know/Refused/Other	
Missing Information	
Total	

Table 16 – Household Information for Homeless Prevention Activities

4b. Complete for Rapid Re-Housing Activities

Number of Persons in Households	Total
Adults	
Children	
Don't Know/Refused/Other	
Missing Information	
Total	

Table 17 – Household Information for Rapid Re-Housing Activities

4c. Complete for Shelter

Number of Persons in Households	Total
Adults	
Children	
Don't Know/Refused/Other	
Missing Information	
Total	

Table 18 – Shelter Information

4d. Street Outreach

Number of Persons in Households	Total
Adults	
Children	
Don't Know/Refused/Other	
Missing Information	
Total	

Table 19 – Household Information for Street Outreach

4e. Totals for all Persons Served with ESG

Number of Persons in Households	Total
Adults	
Children	
Don't Know/Refused/Other	
Missing Information	
Total	

Table 20 – Household Information for Persons Served with ESG

5. Gender—Complete for All Activities

	Total
Male	
Female	
Transgender	
Don't Know/Refused/Other	
Missing Information	
Total	

Table 21 – Gender Information

6. Age—Complete for All Activities

	Total
Under 18	
18-24	
25 and over	
Don't Know/Refused/Other	
Missing Information	
Total	

Table 22 – Age Information

7. Special Populations Served—Complete for All Activities

Number of Persons in Households

Subpopulation	Total	Total Persons Served – Prevention	Total Persons Served – RRH	Total Persons Served in Emergency Shelters
Veterans				
Victims of Domestic Violence				
Elderly				
HIV/AIDS				
Chronically Homeless				
Persons with Disabilities:				
Severely Mentally Ill				
Chronic Substance Abuse				
Other Disability				
Total (unduplicated if possible)				

Table 23 – Special Population Served

CR-70 – ESG 91.520(g) - Assistance Provided and Outcomes

10. Shelter Utilization

Number of New Units – Rehabbed	0
Number of New Units – Conversion	0
Total Number of bed - nights available	45,990
Total Number of bed - nights provided	40,648
Capacity Utilization	88.4%

Table 24 – Shelter Capacity

11. Project Outcomes Data measured under the performance standards developed in consultation with the CoC(s)

The data below provide totals and averages for agencies provided ESG funding by Henrico County based on all clients served (not just those identifying as being from Henrico).

The Greater Richmond Continuum of Care adopted performance measures for 2017, three of which are applicable to programs funded with Henrico County ESG funds. The HMIS staff run APR reports quarterly for review by the funded agencies and provides this information to the Project Development Manager. With the exception of providers primarily serving survivors of domestic violence, all programs use HMIS to collect data and monitor program outcomes. Measures and outcomes are as follows:

- Exits to permanent destinations: 49.7%
- Average length of stay (system leavers): 34.5 days
- Returns to homelessness (after exit to permanent destination): 16.8%

The Greater Richmond Continuum of Care (GRCoC) tracks HEARTH Act system level performance measures for the U.S. Department of Housing and Urban Development and the Virginia Department of Housing and Community Development. In addition, the GRCoC board regularly seeks public comments and reviews the system performance measures and indicators developed by the GRCoC Performance Measurement and Ranking Committees. The CoC uses the Homeless Management Information System (HMIS) to report on HEARTH outcomes and provides data for CAPER reports.

The system level performance measures and project level performance measures are used to review and rank applications for federal and state funding for homeless services. ESG staff participates in this ranking and review process. The GRCoC Ranking Committee advises all entitlement jurisdictions within the CoC on performance and alignment with community goals.

Overall, the number of people experiencing homelessness in the CoC has been consistently decreasing since the peak in 2009. From 2017 to 2018, the point-in-time number decreased by 8.1% to 609 people experiencing homelessness in the GRCoC. The community continues to make progress in reducing the

number of people who experience homelessness in our community. In 2018, the GRCoC worked to change its coordinated entry system to meet federal regulations and to meet community needs. The Homeless Crisis Line (HCL) is the largest Access Point for homeless services in the Greater Richmond Continuum of Care (GRCoC). The HCL provides safety planning, diversion, and connections to temporary options for individuals and families at risk of or experiencing homelessness throughout the GRCoC. The HCL has received an average of 4,000 phone calls per month.

CR-75 – Expenditures

11. Expenditures

11a. ESG Expenditures for Homelessness Prevention

	Dollar Amount of Expenditures in Program Year		
	2015	2016	2017
Expenditures for Rental Assistance	\$0	\$0	\$0
Expenditures for Housing Relocation and Stabilization Services - Financial Assistance	\$7,000	\$6,432	\$19,456
Expenditures for Housing Relocation & Stabilization Services - Services	\$14,500	\$14,500	\$14,500
Expenditures for Homeless Prevention under Emergency Shelter Grants Program	\$0	\$0	\$0
Subtotal Homelessness Prevention	\$21,500	\$20,932	\$33,956

Table 25 – ESG Expenditures for Homelessness Prevention

11b. ESG Expenditures for Rapid Re-Housing

	Dollar Amount of Expenditures in Program Year		
	2015	2016	2017
Expenditures for Rental Assistance	\$0	\$0	\$0
Expenditures for Housing Relocation and Stabilization Services - Financial Assistance	\$0	\$0	\$0
Expenditures for Housing Relocation & Stabilization Services - Services	\$0	\$0	\$0
Expenditures for Homeless Assistance under Emergency Shelter Grants Program	\$62,289	\$39,000	\$50,000
Subtotal Rapid Re-Housing	\$62,289	\$39,000	\$50,000

Table 26 – ESG Expenditures for Rapid Re-Housing

11c. ESG Expenditures for Emergency Shelter

	Dollar Amount of Expenditures in Program Year		
	2015	2016	2017
Essential Services	\$45,000	\$46,117	\$55,250
Operations	\$0	\$9,133	\$0
Renovation	\$0	\$0	\$0
Major Rehab	\$0	\$0	\$0
Conversion	\$0	\$0	\$0
Subtotal	\$45,000	\$55,250	\$55,250

Table 27 – ESG Expenditures for Emergency Shelter

11d. Other Grant Expenditures

	Dollar Amount of Expenditures in Program Year		
	2015	2016	2017
Street Outreach	\$0	\$0	\$0
HMIS	\$2,500	\$2,500	\$2,500
Administration	\$10,024	\$10,564	\$10,380

Table 28 - Other Grant Expenditures

11e. Total ESG Grant Funds

Total ESG Funds Expended	2015	2016	2017
	\$141,31	\$128,246	\$152,086

Table 29 - Total ESG Funds Expended

11f. Match Source

	2015	2016	2017
Other Non-ESG HUD Funds	87,500	0	0
Other Federal Funds	9,504	27,104	0
State Government	20,430	0	19,455.98
Local Government	45,628	0	0
Private Funds	75,000	180,862	7,741
Other	0	0	169,509
Fees	0	0	0
Program Income	0	0	0
Total Match Amount	238,062	207,966	196,706

Table 30 - Other Funds Expended on Eligible ESG Activities

11g. Total

Total Amount of Funds Expended on ESG Activities	2015	2016	2017
	379,375	336,212	348,792

Table 31 - Total Amount of Funds Expended on ESG Activities

Attachments

Figure 1: Areas of Investment of HOME and CDBG Funds

Table 1: Expenditures by Block Group

CDBG Financial Summary Report (PR-26)

CDBG Activity Summary Report (PR-03)

HOME Matching Liability report (PR-33)

Summary of Consolidated Plan Projects (PR-06)

Summary of Accomplishments – HOME (PR-23)

Summary of Accomplishments – CDBG (PR-23)

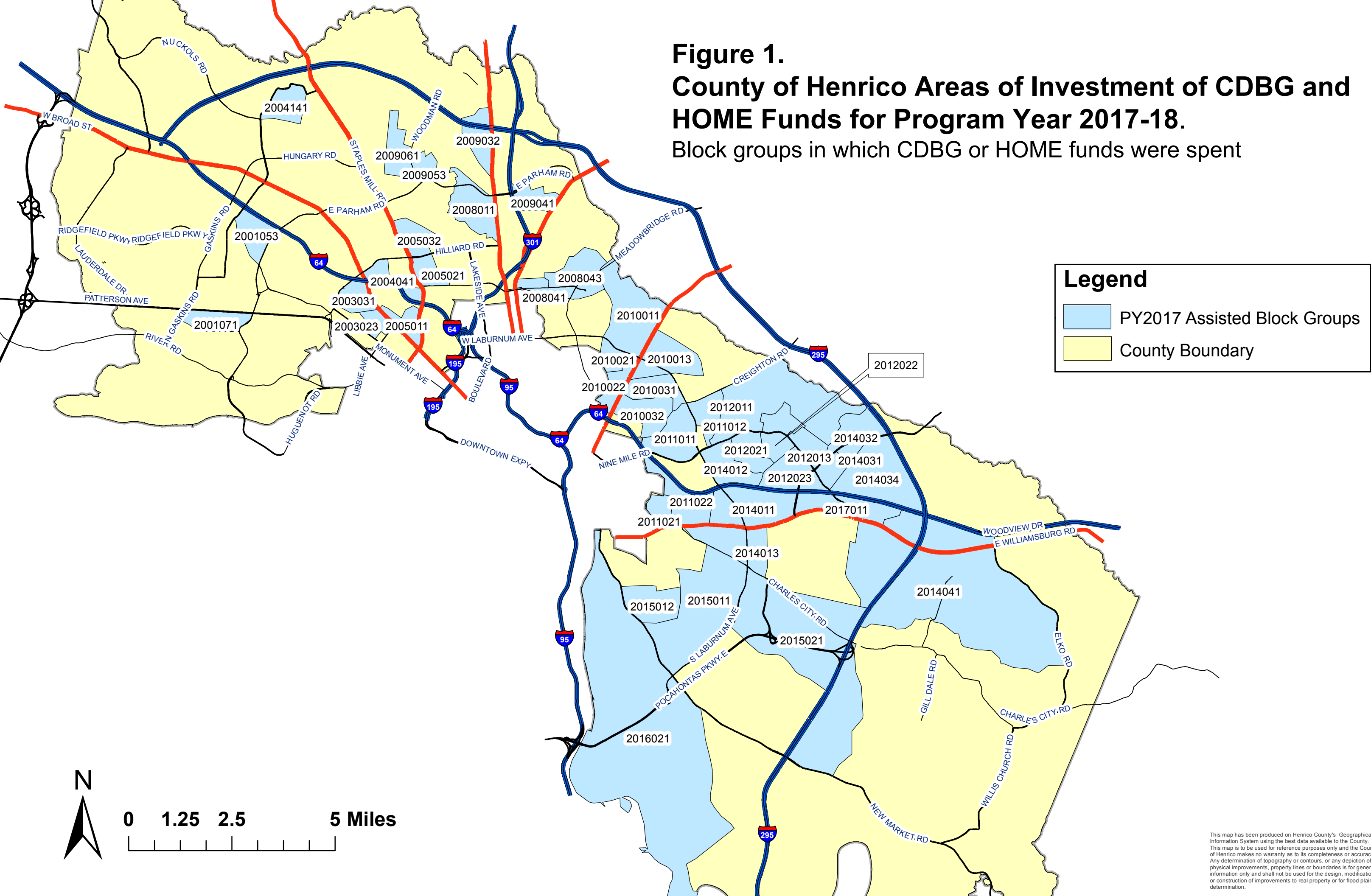
ESG Financial Summary – (PR-91)

SAGE Emergency Solutions Grant Data

Newspaper advertisement for notice of review period; screen print of web page

Figure 1. County of Henrico Areas of Investment of CDBG and HOME Funds for Program Year 2017-18.

Block groups in which CDBG or HOME funds were spent



Legend

- PY2017 Assisted Block Groups
- County Boundary

N

0 1.25 2.5 5 Miles

This map has been produced on Henrico County's Geographical Information System using the best data available to the County. This map is to be used for reference purposes only and the County of Henrico makes no warranty as to its completeness or accuracy. Any determination of topography or contours, or any depiction of physical improvements, property lines or boundaries is for general information only and shall not be used for the design, modification, or construction of improvements to real property or for flood plain determination.

Table 1. 2017-18 CDBG and HOME Expenditures by Block Group

Census Block Group	CDBG		HOME		Total
	DPA, Repairs	Enterprise Zone	DPA, Rehabs	CHDO	
2001071			42,935.00		\$42,935.00
2003023			11,036.00		\$11,036.00
2003031		2,500.00	13,450.00		\$15,950.00
2004041	2,750.00		6,794.00		\$9,544.00
2004141		2,500.00			\$2,500.00
2005011	5,000.00		19,108.00		\$24,108.00
2005021	2,250.00		4,224.00		\$6,474.00
2005031	20,790.00		7,500.00		\$28,290.00
2005032			23,695.00		\$23,695.00
2008011	2,750.00		11,857.00		\$14,607.00
2008041			34,225.00		\$34,225.00
2008043			7,950.00		\$7,950.00
2008053	32,915.00		73,695.00		\$106,610.00
2009032				19,226.91	\$19,226.91
2009041				4,553.00	\$4,553.00
2009042				22,759.78	\$22,759.78
2009053	6,135.00				\$6,135.00
2009061	10,425.00				\$10,425.00
2010011	13,300.00	2,500.00	22,777.50		\$38,577.50
2010013	21,409.00	2,500.00	15,440.00		\$39,349.00
2010021	12,570.00		21,210.00		\$33,780.00
2010022	12,360.00		28,452.00		\$40,812.00
2010031	34,395.00				\$34,395.00
2010032	61,800.00				\$61,800.00
2010033	2,250.00		9,051.00		\$11,301.00
2011011	28,460.00				\$28,460.00
2011012			25,546.47		\$25,546.47
2011021			30,510.00		\$30,510.00
2011022	22,185.00		13,510.00		\$35,695.00
2011232	10,558.00				\$10,558.00
2012011	53,485.00				\$53,485.00
2012012	45,313.00		14,000.00	32,278.00	\$91,591.00
2012013	38,203.00		6,544.00	68,480.63	\$113,227.63
2012021	21,335.00				\$21,335.00
2012022	24,735.00				\$24,735.00
2012023	27,635.00				\$27,635.00
2014011	27,761.67				\$27,761.67
2014012	36,135.00		22,745.00		\$58,880.00
2014013	6,916.82		29,675.00		\$36,591.82
2014031			12,622.20		\$12,622.20
2014032	9,088.00				\$9,088.00
2014034	20,874.00				\$20,874.00
2014041	8,815.00				\$8,815.00
2015011	19,565.00				\$19,565.00
2015012	6,250.00	5,000.00	34,604.00		\$45,854.00
2015021			14,232.00		\$14,232.00
2016021			12,842.00		\$12,842.00
2017011	15,628.64				\$15,628.64



HUD ESG CAPER

Grant: ESG: Henrico County - VA - Report Type: CAPER

Report Date Range

10/1/2017 to 9/30/2018

Q01a. Contact Information

First name	Scott
Middle name	
Last name	Carter
Suffix	
Title	ESG program manager
Street Address 1	4062 Crockett Street
Street Address 2	
City	Henrico
State	Virginia
ZIP Code	23228
E-mail Address	scott.carter@henrico.us
Phone Number	(804)501-7612
Extension	
Fax Number	(804)501-7630

Q01b. Grant Information

As of 11/2/2018

ESG Information from IDIS	FISCAL YEAR	GRANT NUMBER	CURRENT AUTHORIZED AMOUNT	TOTAL DRAWN	BALANCE	OBLIGATION DATE	EXPENDITURE DEADLINE
	2018	E18UC510003	\$138,560.00	\$0	\$138,560.00	8/29/2018	8/29/2020
2017	E17UC510003	\$138,518.00	\$131,391.50	\$7,126.50	9/12/2017	9/12/2019	
2016	E16UC510003	\$141,855.00	\$141,855.00	\$0	8/3/2016	8/3/2018	
2015	E15UC510003	\$139,425.00	\$139,425.00	\$0	9/30/2015	9/30/2017	
2014	E14UC510004	\$126,171.00	\$126,171.00	\$0	10/18/2014	10/18/2016	
2013							
2012							
2011							
Total		\$684,529.00	\$538,842.50	\$145,686.50			

CAPER reporting includes funds used from fiscal year:

Project types carried out during the program year:

Enter the number of each type of projects funded through ESG during this program year.

Street Outreach	0
Emergency Shelter	2
Transitional Housing (grandfathered under ES)	0
Day Shelter (funded under ES)	0
Rapid Re-Housing	2
Homelessness Prevention	1

Q01c. Additional Information

HMIS

Comparable Database

Are 100% of the project(s) funded through ESG, which are allowed to use HMIS, entering data into HMIS?	No
Have all of the projects entered data into Sage via a CSV - CAPER Report upload?	Yes
Are 100% of the project(s) funded through ESG, which are allowed to use a comparable database, entering data into the comparable database?	Yes
Have all of the projects entered data into Sage via a CSV - CAPER Report upload?	Yes

Q04a: Project Identifiers in HMIS

Organization Name	Housing Families First
Organization ID	3
Project Name	Housing Families First: Emergency Shelter
Project ID	16
HMIS Project Type	1
Method of Tracking ES	0
Is the Services Only (HMIS Project Type 6) affiliated with a residential project?	
Identify the Project ID's of the Housing Projects this Project is Affiliated with	
CSV Exception?	No
Uploaded via emailed hyperlink?	Yes
Email unique ID record link	uimqEh8J0M
Project name (user-specified)	Hilliard House Emergency Shelter Program
Project type (user-specified)	Emergency Shelter
Organization Name	Housing Families First: ESG Rapid Rehousing Henrico
Organization ID	1424
Project Name	Housing Families First: ESG Rapid Rehousing Henrico
Project ID	1424
HMIS Project Type	13
Method of Tracking ES	
Is the Services Only (HMIS Project Type 6) affiliated with a residential project?	
Identify the Project ID's of the Housing Projects this Project is Affiliated with	
CSV Exception?	No
Uploaded via emailed hyperlink?	Yes
Email unique ID record link	qlbbcBTOLb
Project name (user-specified)	Housing Families First Rapid Rehousing
Project type (user-specified)	PH - Rapid Re-Housing
Organization Name	CARITAS: Family Focus Emergency Shelter DHCD/VHSP & City
Organization ID	27
Project Name	CARITAS: Family Focus Emergency Shelter DHCD/VHSP & City
Project ID	27
HMIS Project Type	1
Method of Tracking ES	0
Is the Services Only (HMIS Project Type 6) affiliated with a residential project?	
Identify the Project ID's of the Housing Projects this Project is Affiliated with	
CSV Exception?	No
Uploaded via emailed hyperlink?	Yes
Email unique ID record link	y3GNrGOzp0
Project name (user-specified)	Case Management for Shelter Clients
Project type (user-specified)	Emergency Shelter
Organization Name	Commonwealth Catholic Charities
Organization ID	677
Project Name	Commonwealth Catholic Charities: Henrico ESG Prevention
Project ID	1750
HMIS Project Type	12
Method of Tracking ES	
Is the Services Only (HMIS Project Type 6) affiliated with a residential project?	
Identify the Project ID's of the Housing Projects this Project is Affiliated with	
CSV Exception?	No
Uploaded via emailed hyperlink?	Yes
Email unique ID record link	C0xu50aX5i
Project name (user-specified)	Homeless Prevention

Project type (user-specified)	Homelessness Prevention
Organization Name	YWCA Richmond
Organization ID	
Project Name	Greater Richmond Reginal Hotline
Project ID	
HMIS Project Type	13
Method of Tracking ES	
Is the Services Only (HMIS Project Type 6) affiliated with a residential project?	
Identify the Project ID's of the Housing Projects this Project is Affiliated with	
CSV Exception?	Yes
Uploaded via emailed hyperlink?	Yes
Email unique ID record link	o2d2m6giJc
Project name (user-specified)	YWCA
Project type (user-specified)	PH - Rapid Re-Housing

Q05a: Report Validations Table

Total Number of Persons Served	1620
Number of Adults (Age 18 or Over)	1299
Number of Children (Under Age 18)	318
Number of Persons with Unknown Age	3
Number of Leavers	847
Number of Adult Leavers	593
Number of Adult and Head of Household Leavers	594
Number of Stayers	145
Number of Adult Stayers	93
Number of Veterans	42
Number of Chronically Homeless Persons	142
Number of Youth Under Age 25	46
Number of Parenting Youth Under Age 25 with Children	16
Number of Adult Heads of Household	641
Number of Child and Unknown-Age Heads of Household	16
Heads of Households and Adult Stayers in the Project 365 Days or More	0

Q06a: Data Quality: Personally Identifying Information (PII)

Data Element	Client Doesn't Know/Refused	Information Missing	Data Issues	% of Error Rate
Name	0	628	0	0.00 %
Social Security Number	47	631	4	3.54 %
Date of Birth	0	630	0	0.13 %
Race	173	2	0	0.13 %
Ethnicity	171	2	0	0.13 %
Gender	0	2	0	0.13 %
Overall Score				3.54 %

Q06b: Data Quality: Universal Data Elements

	Error Count	% of Error Rate
Veteran Status	1	0.08 %
Project Start Date	0	0.00 %
Relationship to Head of Household	72	4.44 %
Client Location	2	0.30 %
Disabling Condition	55	3.40 %

Q06c: Data Quality: Income and Housing Data Quality

	Error Count	% of Error Rate
Destination	271	32.00 %
Income and Sources at Start	53	8.07 %
Income and Sources at Annual Assessment	0	--
Income and Sources at Exit	50	8.42 %

Q06d: Data Quality: Chronic Homelessness

	Count of Total Records	Missing Time in Institution	Missing Time in Housing	Approximate Date Started DK/R/missing	Number of Times DK/R/missing	Number of Months DK/R/missing	% of Records Unable to Calculate
ES, SH, Street Outreach	653	0	0	35	35	35	5.44 %
TH	0	0	0	0	0	0	--
PH (All)	652	0	0	0	0	0	0.00 %
Total	1305	0	0	0	0	0	2.72 %

Q06e: Data Quality: Timeliness

	Number of Project Start Records	Number of Project Exit Records
0 days	690	709
1-3 Days	394	207
4-6 Days	145	147
7-10 Days	119	102
11+ Days	156	310

Q06f: Data Quality: Inactive Records: Street Outreach & Emergency Shelter

	# of Records	# of Inactive Records	% of Inactive Records
Contact (Adults and Heads of Household in Street Outreach or ES - NBN)	628	0	0.00 %
Bed Night (All Clients in ES - NBN)	0	0	--

Q07a: Number of Persons Served

	Total	Without Children	With Children and Adults	With Only Children	Unknown Household Type
Adults	1299	502	183	0	614
Children	318	0	303	0	15
Client Doesn't Know/ Client Refused	0	0	0	0	0
Data Not Collected	3	0	0	0	3
Total	1620	502	486	0	632

Q08a: Households Served

	Total	Without Children	With Children and Adults	With Only Children	Unknown Household Type
Total Households	1270	494	147	0	629

Q08b: Point-in-Time Count of Households on the Last Wednesday

	Total	Without Children	With Children and Adults	With Only Children	Unknown Household Type
January	86	63	22	0	1
April	90	67	23	0	0
July	86	64	22	0	0
October	90	64	26	0	0

Q09a: Number of Persons Contacted

	All Persons Contacted	First contact – NOT staying on the Streets, ES, or SH	First contact – WAS staying on Streets, ES, or SH	First contact – Worker unable to determine
Once	628	575	53	0
2-5 Times	0	0	0	0
6-9 Times	0	0	0	0
10+ Times	0	0	0	0
Total Persons Contacted	628	575	53	0

Q09b: Number of Persons Engaged

	All Persons Contacted	First contact – NOT staying on the Streets, ES, or SH	First contact – WAS staying on Streets, ES, or SH	First contact – Worker unable to determine
Once	0	0	0	0
2-5 Contacts	0	0	0	0
6-9 Contacts	0	0	0	0
10+ Contacts	0	0	0	0
Total Persons Engaged	0	0	0	0
Rate of Engagement	0.00	0.00	0.00	0.00

Q10a: Gender of Adults

	Total	Without Children	With Children and Adults	Unknown Household Type
Male	925	845	80	0
Female	387	230	156	1
Trans Female (MTF or Male to Female)	2	2	0	0
Trans Male (FTM or Female to Male)	0	0	0	0
Gender Non-Conforming (i.e. not exclusively male or female)	628	575	53	0
Client Doesn't Know/Client Refused	0	0	0	0
Data Not Collected	0	0	0	0
Subtotal	1404	502	183	1

Q10b: Gender of Children

	Total	With Children and Adults	With Only Children	Unknown Household Type
Male	167	166	0	1
Female	151	137	0	14
Trans Male (FTM or Female to Male)	0	0	0	0
Trans Female (MTF or Male to Female)	0	0	0	0
Gender Non-Conforming (i.e. not exclusively male or female)	0	0	0	0
Client Doesn't Know/Client Refused	0	0	0	0
Data Not Collected	0	0	0	0
Subtotal	318	303	0	15

Q10c: Gender of Persons Missing Age Information

	Total	Without Children	With Children and Adults	With Only Children	Unknown Household Type
Male	1	0	0	0	1
Female	0	0	0	0	0
Trans Male (FTM or Female to Male)	0	0	0	0	0
Trans Female (MTF or Male to Female)	0	0	0	0	0
Gender Non-Conforming (i.e. not exclusively male or female)	0	0	0	0	0
Client Doesn't Know/Client Refused	0	0	0	0	0
Data Not Collected	2	0	0	0	2
Subtotal	3	0	0	0	3

Q10d: Gender by Age Ranges

	Total	Under Age 18	Age 18-24	Age 25-61	Age 62 and over	Client Doesn't Know/ Client Refused	Data Not Collected
Male	498	167	15	255	27	0	35
Female	1083	146	41	325	21	0	559
Trans Female (MTF or Male to Female)	3	0	0	2	0	0	1
Trans Male (FTM or Female to Male)	0	0	0	0	0	0	0
Gender Non-Conforming (i.e. not exclusively male or female)	2	0	0	0	0	0	2
Client Doesn't Know/Client Refused	0	0	0	0	0	0	0
Data Not Collected	2	0	0	0	0	0	2
Subtotal	1620	313	131	1067	74	0	35

Q11: Age

	Total	Without Children	With Children and Adults	With Only Children	Unknown Household Type
Under 5	131	0	131	0	0
5 - 12	125	0	125	0	0
13 - 17	47	0	47	0	0
18 - 24	131	28	28	0	75
25 - 34	480	87	86	0	307
35 - 44	227	94	43	0	90
45 - 54	237	130	18	0	89
55 - 61	123	119	4	0	0
62+	74	44	4	0	26
Client Doesn't Know/Client Refused	0	0	0	0	0
Data Not Collected	3	0	0	0	3
Total	1620	502	486	0	632

Q12a: Race

	Total	Without Children	With Children and Adults	With Only Children	Unknown Household Type
White	317	135	22	0	160
Black or African American	1000	350	428	0	222
Asian	9	0	0	0	9
American Indian or Alaska Native	6	3	0	0	3
Native Hawaiian or Other Pacific Islander	1	0	0	0	1
Multiple Races	48	12	36	0	0
Client Doesn't Know/Client Refused	2	2	0	0	0
Data Not Collected	173	0	0	0	173
Total	1620	502	486	0	632

Q12b: Ethnicity

	Total	Without Children	With Children and Adults	With Only Children	Unknown Household Type
Non-Hispanic/Non-Latino	956	488	467	0	1
Hispanic/Latino	75	14	19	0	42
Client Doesn't Know/Client Refused	0	0	0	0	0
Data Not Collected	589	0	0	0	589
Total	1620	502	486	0	632

Q13a1: Physical and Mental Health Conditions at Start

	Total Persons	Without Children	With Children and Adults	With Only Children	Unknown Household Type
Mental Health Problem	319	195	54	0	70
Alcohol Abuse	27	27	0	0	0
Drug Abuse	19	17	2	0	0
Both Alcohol and Drug Abuse	52	52	0	0	0
Chronic Health Condition	92	83	9	0	0
HIV/AIDS	6	5	1	0	0
Developmental Disability	31	20	11	0	0
Physical Disability	186	118	15	0	53

Q13b1: Physical and Mental Health Conditions at Exit

	Total Persons	Without Children	With Children and Adults	With Only Children	Unknown Household Type
Mental Health Problem	298	172	56	0	70
Alcohol Abuse	24	24	0	0	0
Drug Abuse	18	13	5	0	0
Both Alcohol and Drug Abuse	45	45	0	0	0
Chronic Health Condition	78	70	8	0	0
HIV/AIDS	6	5	1	0	0
Developmental Disability	28	17	11	0	0
Physical Disability	170	104	13	0	53

Q13c1: Physical and Mental Health Conditions for Stayers

	Total Persons	Without Children	With Children and Adults	With Only Children	Unknown Household Type
Mental Health Problem	35	27	8	0	0
Alcohol Abuse	6	6	0	0	0
Drug Abuse	5	4	1	0	0
Both Alcohol and Drug Abuse	7	7	0	0	0
Chronic Health Condition	18	16	2	0	0
HIV/AIDS	1	1	0	0	0
Developmental Disability	5	3	2	0	0
Physical Disability	21	18	3	0	0

Q14a: Domestic Violence History

	Total	Without Children	With Children and Adults	With Only Children	Unknown Household Type
Yes	663	160	91	0	412
No	555	332	85	0	138
Client Doesn't Know/Client Refused	82	4	0	0	78
Data Not Collected	15	6	7	0	2
Total	1315	502	183	0	630

Q14b: Persons Fleeing Domestic Violence

	Total	Without Children	With Children and Adults	With Only Children	Unknown Household Type
Yes	465	34	19	0	412
No	329	121	70	0	138
Client Doesn't Know/Client Refused	78	0	0	0	78
Data Not Collected	7	5	2	0	0
Total	879	160	91	0	628

Q15: Living Situation

	Total	Without Children	With Children and Adults	With Only Children	Unknown Household Type
Homeless Situations	0	0	0	0	0
Emergency shelter, including hotel or motel paid for with emergency shelter voucher	172	107	65	0	0
Transitional housing for homeless persons (including homeless youth)	0	0	0	0	0
Place not meant for habitation	349	294	55	0	0
Safe Haven	0	0	0	0	0
Interim Housing	0	0	0	0	0
Subtotal	574	401	120	0	53
Institutional Settings	0	0	0	0	0
Psychiatric hospital or other psychiatric facility	1	1	0	0	0
Substance abuse treatment facility or detox center	3	2	1	0	0
Hospital or other residential non-psychiatric medical facility	18	17	1	0	0
Jail, prison or juvenile detention facility	2	1	1	0	0
Foster care home or foster care group home	0	0	0	0	0
Long-term care facility or nursing home	0	0	0	0	0
Residential project or halfway house with no homeless criteria	2	2	0	0	0
Subtotal	26	23	3	0	0
Other Locations	0	0	0	0	0
Permanent housing (other than RRH) for formerly homeless persons	0	0	0	0	0
Owned by client, no ongoing housing subsidy	0	0	0	0	0
Owned by client, with ongoing housing subsidy	0	0	0	0	0
Rental by client, no ongoing housing subsidy	6	4	2	0	0
Rental by client, with VASH subsidy	0	0	0	0	0
Rental by client with GPD TIP subsidy	0	0	0	0	0
Rental by client, with other housing subsidy (including RRH)	0	0	0	0	0
Hotel or motel paid for without emergency shelter voucher	41	26	15	0	0
Staying or living in a friend's room, apartment or house	46	30	16	0	0
Staying or living in a family member's room, apartment or house	35	15	20	0	0
Client Doesn't Know/Client Refused	0	0	0	0	0
Data Not Collected	587	3	7	0	577
Subtotal	715	78	60	0	577
Total	1315	502	183	0	630

Q20a: Type of Non-Cash Benefit Sources

	Benefit at Start	Benefit at Latest Annual Assessment for Stayers	Benefit at Exit for Leavers
Supplemental Nutritional Assistance Program	274	0	249
WIC	13	0	12
TANF Child Care Services	0	0	0
TANF Transportation Services	0	0	0
Other TANF-Funded Services	1	0	1
Other Source	0	0	0

Q21: Health Insurance

	At Start	At Annual Assessment for Stayers	At Exit for Leavers
Medicaid	462	0	425
Medicare	81	0	72
State Children's Health Insurance Program	1	0	0
VA Medical Services	17	0	15
Employer Provided Health Insurance	11	0	10
Health Insurance Through COBRA	0	0	0
Private Pay Health Insurance	9	0	7
State Health Insurance for Adults	74	0	68
Indian Health Services Program	1	0	1
Other	11	0	11
No Health Insurance	319	0	253
Client Doesn't Know/Client Refused	4	0	2
Data Not Collected	80	0	49
Number of Stayers Not Yet Required to Have an Annual Assessment	0	145	0
1 Source of Health Insurance	523	0	479
More than 1 Source of Health Insurance	70	0	63

Q22a2: Length of Participation – ESG Projects

	Total	Leavers	Stayers
0 to 7 days	833	823	10
8 to 14 days	75	63	12
15 to 21 days	71	57	14
22 to 30 days	69	59	10
31 to 60 days	269	219	50
61 to 90 days	127	110	17
91 to 180 days	129	99	30
181 to 365 days	47	45	2
366 to 730 days (1-2 Yrs)	0	0	0
731 to 1,095 days (2-3 Yrs)	0	0	0
1,096 to 1,460 days (3-4 Yrs)	0	0	0
1,461 to 1,825 days (4-5 Yrs)	0	0	0
More than 1,825 days (> 5 Yrs)	0	0	0
Data Not Collected	0	0	0
Total	1620	1475	145

Q22c: Length of Time between Project Start Date and Housing Move-in Date (post 10/1/2018)

	Total	Without Children	With Children and Adults	With Only Children	Unknown Household Type
7 days or less	628	0	0	0	628
8 to 14 days	11	0	11	0	0
15 to 21 days	15	1	14	0	0
22 to 30 days	9	1	8	0	0
31 to 60 days	0	0	0	0	0
61 to 180 days	4	0	4	0	0
181 to 365 days	0	0	0	0	0
366 to 730 days (1-2 Yrs)	0	0	0	0	0
Total (persons moved into housing)	39	2	37	0	0
Average length of time to housing	24.00	19.00	25.00	--	--
Persons who were exited without move-in	0	0	0	0	0
Total persons	667	2	37	0	628

Q22c: RRH Length of Time between Project Start Date and Housing Move-in Date (pre 10/1/2018)

Total	Without Children	With Children and Adults	With Only Children	Unknown Household Type
- no data -				

Q22d: Length of Participation by Household Type

	Total	Without Children	With Children and Adults	With Only Children	Unknown Household Type
7 days or less	833	155	49	0	629
8 to 14 days	75	56	19	0	0
15 to 21 days	71	45	26	0	0
22 to 30 days	69	40	29	0	0
31 to 60 days	269	79	190	0	0
61 to 90 days	127	48	79	0	0
91 to 180 days	129	59	70	0	0
181 to 365 days	47	20	24	0	3
366 to 730 days (1-2 Yrs)	0	0	0	0	0
731 to 1,095 days (2-3 Yrs)	0	0	0	0	0
1,096 to 1,460 days (3-4 Yrs)	0	0	0	0	0
1,461 to 1,825 days (4-5 Yrs)	0	0	0	0	0
More than 1,825 days (> 5 Yrs)	0	0	0	0	0
Data Not Collected	0	0	0	0	0
Total	1620	502	486	0	632

Q23a: Exit Destination – More Than 90 Days

	Total	Without Children	With Children and Adults	With Only Children	Unknown Household Type
Permanent Destinations	0	0	0	0	0
Moved from one HOPWA funded project to HOPWA PH	0	0	0	0	0
Owned by client, no ongoing housing subsidy	0	0	0	0	0
Owned by client, with ongoing housing subsidy	0	0	0	0	0
Rental by client, no ongoing housing subsidy	0	0	0	0	0
Rental by client, with VASH housing subsidy	0	0	0	0	0
Rental by client, with GPD TIP housing subsidy	0	0	0	0	0
Rental by client, with other ongoing housing subsidy	0	0	0	0	0
Permanent housing (other than RRH) for formerly homeless persons	0	0	0	0	0
Staying or living with family, permanent tenure	0	0	0	0	0
Staying or living with friends, permanent tenure	0	0	0	0	0
Rental by client, with RRH or equivalent subsidy	23	0	23	0	0
Subtotal	23	0	23	0	0
Temporary Destinations	0	0	0	0	0
Emergency shelter, including hotel or motel paid for with emergency shelter voucher	0	0	0	0	0
Moved from one HOPWA funded project to HOPWA TH	0	0	0	0	0
Transitional housing for homeless persons (including homeless youth)	0	0	0	0	0
Staying or living with family, temporary tenure (e.g. room, apartment or house)	0	0	0	0	0
Staying or living with friends, temporary tenure (e.g. room, apartment or house)	0	0	0	0	0
Place not meant for habitation (e.g., a vehicle, an abandoned building, bus/train/subway station/airport or anywhere outside)	0	0	0	0	0
Safe Haven	0	0	0	0	0
Hotel or motel paid for without emergency shelter voucher	0	0	0	0	0
Subtotal	0	0	0	0	0
Institutional Settings	0	0	0	0	0
Foster care home or group foster care home	0	0	0	0	0
Psychiatric hospital or other psychiatric facility	0	0	0	0	0
Substance abuse treatment facility or detox center	0	0	0	0	0
Hospital or other residential non-psychiatric medical facility	0	0	0	0	0
Jail, prison, or juvenile detention facility	0	0	0	0	0
Long-term care facility or nursing home	0	0	0	0	0
Subtotal	0	0	0	0	0
Other Destinations	0	0	0	0	0
Residential project or halfway house with no homeless criteria	0	0	0	0	0
Deceased	0	0	0	0	0
Other	0	0	0	0	0
Client Doesn't Know/Client Refused	0	0	0	0	0
Data Not Collected (no exit interview completed)	0	0	0	0	0
Subtotal	0	0	0	0	0
Total	23	0	23	0	0
Total persons exiting to positive housing destinations	23	0	23	0	0
Total persons whose destinations excluded them from the calculation	0	0	0	0	0
Percentage	100.00 %	--	100.00 %	--	--

Q23b: Exit Destination – 90 Days or Less

	Total	Without Children	With Children and Adults	With Only Children	Unknown Household Type
Permanent Destinations	0	0	0	0	0
Moved from one HOPWA funded project to HOPWA PH	0	0	0	0	0
Owned by client, no ongoing housing subsidy	0	0	0	0	0
Owned by client, with ongoing housing subsidy	0	0	0	0	0
Rental by client, no ongoing housing subsidy	0	0	0	0	0
Rental by client, with VASH housing subsidy	0	0	0	0	0
Rental by client, with GPD TIP housing subsidy	0	0	0	0	0
Rental by client, with other ongoing housing subsidy	0	0	0	0	0
Permanent housing (other than RRH) for formerly homeless persons	0	0	0	0	0
Staying or living with family, permanent tenure	0	0	0	0	0
Staying or living with friends, permanent tenure	0	0	0	0	0
Rental by client, with RRH or equivalent subsidy	0	0	0	0	0
Subtotal	0	0	0	0	0
Temporary Destinations	0	0	0	0	0
Emergency shelter, including hotel or motel paid for with emergency shelter voucher	61	0	0	0	61
Moved from one HOPWA funded project to HOPWA TH	0	0	0	0	0
Transitional housing for homeless persons (including homeless youth)	0	0	0	0	0
Staying or living with family, temporary tenure (e.g. room, apartment or house)	0	0	0	0	0
Staying or living with friends, temporary tenure (e.g. room, apartment or house)	0	0	0	0	0
Place not meant for habitation (e.g., a vehicle, an abandoned building, bus/train/subway station/airport or anywhere outside)	0	0	0	0	0
Safe Haven	0	0	0	0	0
Hotel or motel paid for without emergency shelter voucher	0	0	0	0	0
Subtotal	61	0	0	0	61
Institutional Settings	0	0	0	0	0
Foster care home or group foster care home	0	0	0	0	0
Psychiatric hospital or other psychiatric facility	0	0	0	0	0
Substance abuse treatment facility or detox center	0	0	0	0	0
Hospital or other residential non-psychiatric medical facility	0	0	0	0	0
Jail, prison, or juvenile detention facility	0	0	0	0	0
Long-term care facility or nursing home	0	0	0	0	0
Subtotal	0	0	0	0	0
Other Destinations	0	0	0	0	0
Residential project or halfway house with no homeless criteria	0	0	0	0	0
Deceased	0	0	0	0	0
Other	0	0	0	0	0
Client Doesn't Know/Client Refused	0	0	0	0	0
Data Not Collected (no exit interview completed)	567	0	0	0	567
Subtotal	567	0	0	0	567
Total	628	0	0	0	628
Total persons exiting to positive housing destinations	61	0	0	0	61
Total persons whose destinations excluded them from the calculation	567	0	0	0	567
Percentage	100.00 %	--	--	--	100.00 %

Q23c: Exit Destination – All persons

	Total	Without Children	With Children and Adults	With Only Children	Unknown Household Type
Permanent Destinations	0	0	0	0	0
Moved from one HOPWA funded project to HOPWA PH	0	0	0	0	0
Owned by client, no ongoing housing subsidy	0	0	0	0	0
Owned by client, with ongoing housing subsidy	0	0	0	0	0
Rental by client, no ongoing housing subsidy	94	57	34	0	3
Rental by client, with VASH housing subsidy	0	0	0	0	0
Rental by client, with GPD TIP housing subsidy	0	0	0	0	0
Rental by client, with other ongoing housing subsidy	67	5	62	0	0
Permanent housing (other than RRH) for formerly homeless persons	9	6	3	0	0
Staying or living with family, permanent tenure	41	16	25	0	0
Staying or living with friends, permanent tenure	28	28	0	0	0
Rental by client, with RRH or equivalent subsidy	130	27	103	0	0
Subtotal	369	139	227	0	3
Temporary Destinations	0	0	0	0	0
Emergency shelter, including hotel or motel paid for with emergency shelter voucher	117	22	34	0	61
Moved from one HOPWA funded project to HOPWA TH	0	0	0	0	0
Transitional housing for homeless persons (including homeless youth)	17	8	9	0	0
Staying or living with family, temporary tenure (e.g. room, apartment or house)	37	3	34	0	0
Staying or living with friends, temporary tenure (e.g. room, apartment or house)	13	3	10	0	0
Place not meant for habitation (e.g., a vehicle, an abandoned building, bus/train/subway station/airport or anywhere outside)	1	1	0	0	0
Safe Haven	3	3	0	0	0
Hotel or motel paid for without emergency shelter voucher	9	2	7	0	0
Subtotal	197	42	94	0	61
Institutional Settings	0	0	0	0	0
Foster care home or group foster care home	0	0	0	0	0
Psychiatric hospital or other psychiatric facility	0	0	0	0	0
Substance abuse treatment facility or detox center	2	2	0	0	0
Hospital or other residential non-psychiatric medical facility	14	10	4	0	0
Jail, prison, or juvenile detention facility	8	1	7	0	0
Long-term care facility or nursing home	2	2	0	0	0
Subtotal	26	15	11	0	0
Other Destinations	0	0	0	0	0
Residential project or halfway house with no homeless criteria	0	0	0	0	0
Deceased	0	0	0	0	0
Other	3	1	2	0	0
Client Doesn't Know/Client Refused	269	237	31	0	1
Data Not Collected (no exit interview completed)	588	5	16	0	567
Subtotal	860	243	49	0	568
Total	1452	439	381	0	632
Total persons exiting to positive housing destinations	414	136	217	0	61
Total persons whose destinations excluded them from the calculation	583	12	4	0	567
Percentage	47.64 %	31.85 %	57.56 %	--	93.85 %

Q24: Homelessness Prevention Housing Assessment at Exit

	Total	Without Children	With Children and Adults	With Only Children	Unknown Household Type
Able to maintain the housing they had at project start--Without a subsidy	0	0	0	0	0
Able to maintain the housing they had at project start--With the subsidy they had at project start	0	0	0	0	0
Able to maintain the housing they had at project start--With an on-going subsidy acquired since project start	0	0	0	0	0
Able to maintain the housing they had at project start--Only with financial assistance other than a subsidy	0	0	0	0	0
Moved to new housing unit--With on-going subsidy	0	0	0	0	0
Moved to new housing unit--Without an on-going subsidy	0	0	0	0	0
Moved in with family/friends on a temporary basis	0	0	0	0	0
Moved in with family/friends on a permanent basis	0	0	0	0	0
Moved to a transitional or temporary housing facility or program	0	0	0	0	0
Client became homeless – moving to a shelter or other place unfit for human habitation	61	0	0	0	61
Client went to jail/prison	0	0	0	0	0
Client died	0	0	0	0	0
Client doesn't know/Client refused	0	0	0	0	0
Data not collected (no exit interview completed)	583	3	10	0	570
Total	644	3	10	0	631

Q25a: Number of Veterans

	Total	Without Children	With Children and Adults	Unknown Household Type
Chronically Homeless Veteran	8	7	1	0
Non-Chronically Homeless Veteran	34	30	4	0
Not a Veteran	643	464	178	1
Client Doesn't Know/Client Refused	0	0	0	0
Data Not Collected	629	1	0	628
Total	1314	502	183	629

Q26b: Number of Chronically Homeless Persons by Household

	Total	Without Children	With Children and Adults	With Only Children	Unknown Household Type
Chronically Homeless	142	118	24	0	0
Not Chronically Homeless	809	373	436	0	0
Client Doesn't Know/Client Refused	1	1	0	0	0
Data Not Collected	668	10	26	0	632
Total	1620	502	486	0	632



Office of Community Planning and Development
 U.S. Department of Housing and Urban Development
 Integrated Disbursement and Information System
 PR26 - CDBG Financial Summary Report
 Program Year 2017
 HENRICO COUNTY , VA

DATE: 11-20-18
 TIME: 10:00
 PAGE: 1

PART I: SUMMARY OF CDBG RESOURCES

01 UNEXPENDED CDBG FUNDS AT END OF PREVIOUS PROGRAM YEAR	980,687.05
02 ENTITLEMENT GRANT	1,539,171.00
03 SURPLUS URBAN RENEWAL	0.00
04 SECTION 108 GUARANTEED LOAN FUNDS	0.00
05 CURRENT YEAR PROGRAM INCOME	0.00
05a CURRENT YEAR SECTION 108 PROGRAM INCOME (FOR SI TYPE)	0.00
06 FUNDS RETURNED TO THE LINE-OF-CREDIT	0.00
06a FUNDS RETURNED TO THE LOCAL CDBG ACCOUNT	0.00
07 ADJUSTMENT TO COMPUTE TOTAL AVAILABLE	0.00
08 TOTAL AVAILABLE (SUM, LINES 01-07)	2,519,858.05

PART II: SUMMARY OF CDBG EXPENDITURES

09 DISBURSEMENTS OTHER THAN SECTION 108 REPAYMENTS AND PLANNING/ADMINISTRATION	1,510,973.38
10 ADJUSTMENT TO COMPUTE TOTAL AMOUNT SUBJECT TO LOW/MOD BENEFIT	0.00
11 AMOUNT SUBJECT TO LOW/MOD BENEFIT (LINE 09 + LINE 10)	1,510,973.38
12 DISBURSED IN IDIS FOR PLANNING/ADMINISTRATION	307,506.49
13 DISBURSED IN IDIS FOR SECTION 108 REPAYMENTS	0.00
14 ADJUSTMENT TO COMPUTE TOTAL EXPENDITURES	0.00
15 TOTAL EXPENDITURES (SUM, LINES 11-14)	1,818,479.87
16 UNEXPENDED BALANCE (LINE 08 - LINE 15)	701,378.18

PART III: LOWMOD BENEFIT THIS REPORTING PERIOD

17 EXPENDED FOR LOW/MOD HOUSING IN SPECIAL AREAS	0.00
18 EXPENDED FOR LOW/MOD MULTI-UNIT HOUSING	0.00
19 DISBURSED FOR OTHER LOW/MOD ACTIVITIES	1,260,973.38
20 ADJUSTMENT TO COMPUTE TOTAL LOW/MOD CREDIT	0.00
21 TOTAL LOW/MOD CREDIT (SUM, LINES 17-20)	1,260,973.38
22 PERCENT LOW/MOD CREDIT (LINE 21/LINE 11)	83.45%

LOW/MOD BENEFIT FOR MULTI-YEAR CERTIFICATIONS

23 PROGRAM YEARS(PY) COVERED IN CERTIFICATION	PY: 2017 PY: PY:
24 CUMULATIVE NET EXPENDITURES SUBJECT TO LOW/MOD BENEFIT CALCULATION	1,510,973.38
25 CUMULATIVE EXPENDITURES BENEFITING LOW/MOD PERSONS	1,260,973.38
26 PERCENT BENEFIT TO LOW/MOD PERSONS (LINE 25/LINE 24)	83.45%

PART IV: PUBLIC SERVICE (PS) CAP CALCULATIONS

27 DISBURSED IN IDIS FOR PUBLIC SERVICES	202,183.32
28 PS UNLIQUIDATED OBLIGATIONS AT END OF CURRENT PROGRAM YEAR	0.00
29 PS UNLIQUIDATED OBLIGATIONS AT END OF PREVIOUS PROGRAM YEAR	0.00
30 ADJUSTMENT TO COMPUTE TOTAL PS OBLIGATIONS	0.00
31 TOTAL PS OBLIGATIONS (LINE 27 + LINE 28 - LINE 29 + LINE 30)	202,183.32
32 ENTITLEMENT GRANT	1,539,171.00
33 PRIOR YEAR PROGRAM INCOME	0.00
34 ADJUSTMENT TO COMPUTE TOTAL SUBJECT TO PS CAP	0.00
35 TOTAL SUBJECT TO PS CAP (SUM, LINES 32-34)	1,539,171.00
36 PERCENT FUNDS OBLIGATED FOR PS ACTIVITIES (LINE 31/LINE 35)	13.14%

PART V: PLANNING AND ADMINISTRATION (PA) CAP

37 DISBURSED IN IDIS FOR PLANNING/ADMINISTRATION	307,506.49
38 PA UNLIQUIDATED OBLIGATIONS AT END OF CURRENT PROGRAM YEAR	0.00
39 PA UNLIQUIDATED OBLIGATIONS AT END OF PREVIOUS PROGRAM YEAR	0.00
40 ADJUSTMENT TO COMPUTE TOTAL PA OBLIGATIONS	0.00
41 TOTAL PA OBLIGATIONS (LINE 37 + LINE 38 - LINE 39 +LINE 40)	307,506.49
42 ENTITLEMENT GRANT	1,539,171.00
43 CURRENT YEAR PROGRAM INCOME	0.00
44 ADJUSTMENT TO COMPUTE TOTAL SUBJECT TO PA CAP	0.00
45 TOTAL SUBJECT TO PA CAP (SUM, LINES 42-44)	1,539,171.00
46 PERCENT FUNDS OBLIGATED FOR PA ACTIVITIES (LINE 41/LINE 45)	19.98%



Office of Community Planning and Development
 U.S. Department of Housing and Urban Development
 Integrated Disbursement and Information System
 PR26 - CDBG Financial Summary Report
 Program Year 2017
 HENRICO COUNTY , VA

DATE: 11-20-18
 TIME: 10:00
 PAGE: 2

LINE 17 DETAIL: ACTIVITIES TO CONSIDER IN DETERMINING THE AMOUNT TO ENTER ON LINE 17

Report returned no data.

LINE 18 DETAIL: ACTIVITIES TO CONSIDER IN DETERMINING THE AMOUNT TO ENTER ON LINE 18

Plan Year	IDIS Project	IDIS Activity	Activity Name	Matrix Code	National Objective	Drawn Amount
2015	17	1099	Virginia Supportive Housing New Clay House	14B	LMH	\$250,000.00
				14B	Matrix Code	\$250,000.00
Total						\$250,000.00

LINE 19 DETAIL: ACTIVITIES INCLUDED IN THE COMPUTATION OF LINE 19

Plan Year	IDIS Project	IDIS Activity	Voucher Number	Activity Name	Matrix Code	National Objective	Drawn Amount
2017	2	1189	6205064	Circle Center Adult Day Services Improvements	03A	LMC	\$27,500.00
					03A	Matrix Code	\$27,500.00
2017	8	1181	6094626	CONNECT Program	05D	LMC	\$5,827.86
2017	8	1181	6100767	CONNECT Program	05D	LMC	\$12,151.46
2017	8	1181	6112181	CONNECT Program	05D	LMC	\$17,213.46
2017	8	1181	6120255	CONNECT Program	05D	LMC	\$6,339.91
2017	8	1181	6129344	CONNECT Program	05D	LMC	\$6,261.51
2017	8	1181	6141079	CONNECT Program	05D	LMC	\$6,539.64
2017	8	1181	6150627	CONNECT Program	05D	LMC	\$5,791.69
2017	8	1181	6159389	CONNECT Program	05D	LMC	\$9,610.05
2017	8	1181	6169440	CONNECT Program	05D	LMC	\$17,739.95
2017	8	1181	6178245	CONNECT Program	05D	LMC	\$14,177.88
2017	8	1181	6187909	CONNECT Program	05D	LMC	\$14,239.08
2017	8	1181	6194387	CONNECT Program	05D	LMC	\$11,889.69
2017	8	1181	6196540	CONNECT Program	05D	LMC	\$640.09
2017	8	1181	6205058	CONNECT Program	05D	LMC	\$12,121.76
					05D	Matrix Code	\$140,544.03
2017	1	1190	6194396	CARITAS Center	05F	LMC	\$43,223.00
					05F	Matrix Code	\$43,223.00
2017	15	1187	6169445	HOME Inc Fair Housing	05J	LMC	\$8,402.00
2017	15	1187	6205061	HOME Inc Fair Housing	05J	LMC	\$6,598.00
					05J	Matrix Code	\$15,000.00
2017	14	1186	6094627	Home Maintenance Workshops	05Z	LMA	\$30.49
2017	14	1186	6100773	Home Maintenance Workshops	05Z	LMA	\$2,000.28
2017	14	1186	6112182	Home Maintenance Workshops	05Z	LMA	\$480.52
2017	14	1186	6120259	Home Maintenance Workshops	05Z	LMA	\$143.92
2017	14	1186	6129349	Home Maintenance Workshops	05Z	LMA	\$367.92
2017	14	1186	6141084	Home Maintenance Workshops	05Z	LMA	\$393.16
					05Z	Matrix Code	\$3,416.29
2017	3	1188	6178247	Rebuilding Together Richmond Home Repair	14A	LMH	\$7,383.00
2017	3	1188	6194393	Rebuilding Together Richmond Home Repair	14A	LMH	\$12,176.82
2017	3	1188	6205062	Rebuilding Together Richmond Home Repair	14A	LMH	\$15,628.64
2017	10	1183	6120256	project:HOMES Minor Repairs	14A	LMH	\$18,040.00
2017	10	1183	6129346	project:HOMES Minor Repairs	14A	LMH	\$22,415.00
2017	10	1183	6141080	project:HOMES Minor Repairs	14A	LMH	\$29,860.00
2017	10	1183	6150631	project:HOMES Minor Repairs	14A	LMH	\$33,979.00
2017	10	1183	6159393	project:HOMES Minor Repairs	14A	LMH	\$106,305.00
2017	10	1183	6169442	project:HOMES Minor Repairs	14A	LMH	\$148,801.00
2017	10	1183	6187913	project:HOMES Minor Repairs	14A	LMH	\$160,911.67
2017	10	1183	6196541	project:HOMES Minor Repairs	14A	LMH	\$58,342.00
					14A	Matrix Code	\$613,842.13
2017	9	1182	6100771	project:HOMES Rehab Admin	14H	LMC	\$12,500.00



Office of Community Planning and Development
 U.S. Department of Housing and Urban Development
 Integrated Disbursement and Information System
 PR26 - CDBG Financial Summary Report
 Program Year 2017
 HENRICO COUNTY , VA

DATE: 11-20-18
 TIME: 10:00
 PAGE: 3

Plan Year	IDIS Project	IDIS Activity	Voucher Number	Activity Name	Matrix Code	National Objective	Drawn Amount
2017	9	1182	6129345	project:HOMES Rehab Admin	14H	LMC	\$37,500.00
2017	9	1182	6150629	project:HOMES Rehab Admin	14H	LMC	\$12,500.00
2017	9	1182	6159391	project:HOMES Rehab Admin	14H	LMC	\$12,500.00
2017	9	1182	6169441	project:HOMES Rehab Admin	14H	LMC	\$50,511.97
2017	9	1182	6187912	project:HOMES Rehab Admin	14H	LMC	\$51,915.00
2017	9	1182	6194389	project:HOMES Rehab Admin	14H	LMC	\$10,802.80
					14H	Matrix Code	\$188,229.77
2017	11	1184	6120257	HOME Inc DPA Admin	14J	LMH	\$5,500.00
2017	11	1184	6129348	HOME Inc DPA Admin	14J	LMH	\$11,000.00
2017	11	1184	6141082	HOME Inc DPA Admin	14J	LMH	\$2,750.00
2017	11	1184	6194731	HOME Inc DPA Admin	14J	LMH	\$2,750.00
2017	11	1184	6205059	HOME Inc DPA Admin	14J	LMH	\$3,500.00
2017	12	1185	6120258	SCDHC DPA Admin	14J	LMH	\$4,500.00
2017	12	1185	6141083	SCDHC DPA Admin	14J	LMH	\$2,250.00
2017	12	1185	6159395	SCDHC DPA Admin	14J	LMH	\$2,250.00
2017	12	1185	6169443	SCDHC DPA Admin	14J	LMH	\$4,500.00
2017	12	1185	6178246	SCDHC DPA Admin	14J	LMH	\$2,250.00
					14J	Matrix Code	\$41,250.00
2016	5	1135	6120251	Design Assistance	18B	LMJ	\$5,000.00
2016	5	1135	6141073	Design Assistance	18B	LMJ	\$2,500.00
2016	5	1135	6150624	Design Assistance	18B	LMJ	\$2,500.00
2016	5	1135	6196538	Design Assistance	18B	LMJ	\$5,000.00
2017	7	1180	6094625	Commercial Assistance Program	18B	LMJ	\$6,253.97
2017	7	1180	6100765	Commercial Assistance Program	18B	LMJ	\$12,566.09
2017	7	1180	6112180	Commercial Assistance Program	18B	LMJ	\$17,136.89
2017	7	1180	6120254	Commercial Assistance Program	18B	LMJ	\$12,483.79
2017	7	1180	6129343	Commercial Assistance Program	18B	LMJ	\$12,495.50
2017	7	1180	6141078	Commercial Assistance Program	18B	LMJ	\$12,471.57
2017	7	1180	6150626	Commercial Assistance Program	18B	LMJ	\$12,888.28
2017	7	1180	6159388	Commercial Assistance Program	18B	LMJ	\$12,471.53
2017	7	1180	6169438	Commercial Assistance Program	18B	LMJ	\$19,484.21
2017	7	1180	6178244	Commercial Assistance Program	18B	LMJ	\$14,759.68
2017	7	1180	6187907	Commercial Assistance Program	18B	LMJ	\$14,290.67
2017	7	1180	6194386	Commercial Assistance Program	18B	LMJ	\$12,839.78
2017	7	1180	6205056	Commercial Assistance Program	18B	LMJ	\$12,826.20
					18B	Matrix Code	\$187,968.16
Total							\$1,260,973.38

LINE 27 DETAIL: ACTIVITIES INCLUDED IN THE COMPUTATION OF LINE 27

Plan Year	IDIS Project	IDIS Activity	Voucher Number	Activity Name	Matrix Code	National Objective	Drawn Amount
2017	8	1181	6094626	CONNECT Program	05D	LMC	\$5,827.86
2017	8	1181	6100767	CONNECT Program	05D	LMC	\$12,151.46
2017	8	1181	6112181	CONNECT Program	05D	LMC	\$17,213.46
2017	8	1181	6120255	CONNECT Program	05D	LMC	\$6,339.91
2017	8	1181	6129344	CONNECT Program	05D	LMC	\$6,261.51
2017	8	1181	6141079	CONNECT Program	05D	LMC	\$6,539.64
2017	8	1181	6150627	CONNECT Program	05D	LMC	\$5,791.69
2017	8	1181	6159389	CONNECT Program	05D	LMC	\$9,610.05
2017	8	1181	6169440	CONNECT Program	05D	LMC	\$17,739.95
2017	8	1181	6178245	CONNECT Program	05D	LMC	\$14,177.88
2017	8	1181	6187909	CONNECT Program	05D	LMC	\$14,239.08
2017	8	1181	6194387	CONNECT Program	05D	LMC	\$11,889.69
2017	8	1181	6196540	CONNECT Program	05D	LMC	\$640.09
2017	8	1181	6205058	CONNECT Program	05D	LMC	\$12,121.76



Office of Community Planning and Development
 U.S. Department of Housing and Urban Development
 Integrated Disbursement and Information System
 PR26 - CDBG Financial Summary Report
 Program Year 2017
 HENRICO COUNTY , VA

DATE: 11-20-18
 TIME: 10:00
 PAGE: 4

Plan Year	IDIS Project	IDIS Activity	Voucher Number	Activity Name	Matrix Code	National Objective	Drawn Amount
2017	1	1190	6194396	CARITAS Center	05D	Matrix Code	\$140,544.03
					05F	LMC	\$43,223.00
					05F	Matrix Code	\$43,223.00
2017	15	1187	6169445	HOME Inc Fair Housing	05J	LMC	\$8,402.00
2017	15	1187	6205061	HOME Inc Fair Housing	05J	LMC	\$6,598.00
					05J	Matrix Code	\$15,000.00
2017	14	1186	6094627	Home Maintenance Workshops	05Z	LMA	\$30.49
2017	14	1186	6100773	Home Maintenance Workshops	05Z	LMA	\$2,000.28
2017	14	1186	6112182	Home Maintenance Workshops	05Z	LMA	\$480.52
2017	14	1186	6120259	Home Maintenance Workshops	05Z	LMA	\$143.92
2017	14	1186	6129349	Home Maintenance Workshops	05Z	LMA	\$367.92
2017	14	1186	6141084	Home Maintenance Workshops	05Z	LMA	\$393.16
					05Z	Matrix Code	\$3,416.29
Total							\$202,183.32

LINE 37 DETAIL: ACTIVITIES INCLUDED IN THE COMPUTATION OF LINE 37

Plan Year	IDIS Project	IDIS Activity	Voucher Number	Activity Name	Matrix Code	National Objective	Drawn Amount
2016	16	1150	6094623	Highland Springs Historic District	20		\$33,055.95
2016	16	1150	6120252	Highland Springs Historic District	20		\$3,845.05
					20	Matrix Code	\$36,901.00
2016	1	1132	6088698	CDBG Administration	21A		\$9,964.20
2017	5	1179	6094624	CDBG Program Administration	21A		\$9,667.92
2017	5	1179	6100764	CDBG Program Administration	21A		\$21,496.55
2017	5	1179	6112177	CDBG Program Administration	21A		\$26,236.87
2017	5	1179	6120253	CDBG Program Administration	21A		\$19,206.59
2017	5	1179	6129342	CDBG Program Administration	21A		\$19,890.84
2017	5	1179	6141077	CDBG Program Administration	21A		\$19,188.64
2017	5	1179	6150625	CDBG Program Administration	21A		\$19,505.24
2017	5	1179	6159386	CDBG Program Administration	21A		\$18,530.51
2017	5	1179	6169437	CDBG Program Administration	21A		\$27,053.42
2017	5	1179	6178242	CDBG Program Administration	21A		\$21,214.87
2017	5	1179	6187906	CDBG Program Administration	21A		\$19,770.39
2017	5	1179	6194384	CDBG Program Administration	21A		\$19,166.61
2017	5	1179	6196539	CDBG Program Administration	21A		\$291.55
2017	5	1179	6205055	CDBG Program Administration	21A		\$19,421.29
					21A	Matrix Code	\$270,605.49
Total							\$307,506.49



U.S. Department of Housing and Urban Development
 Office of Community Planning and Development
 Integrated Disbursement and Information System
 CDBG Activity Summary Report (GPR) for Program Year 2017
 HENRICO COUNTY

Date: 14-Dec-2018
 Time: 14:35
 Page: 1

PGM Year: 2015
Project: 0017 - Virginia Supportive Housing New Clay House
IDIS Activity: 1099 - Virginia Supportive Housing New Clay House

Status: Open
Location: 1125 W Clay St Richmond, VA 23220-3100
Objective: Provide decent affordable housing
Outcome: Availability/accessibility
Matrix Code: Rehab; Multi-Unit Residential (14B) **National Objective:** LMH

Initial Funding Date: 02/28/2018

Description:

This activity provides funds to Virginia Supportive Housing for the acquisition of property which will allow for improvements and expansion to New Clay House, a SRO providing permanent supportive housing to formerly homeless individuals.

Financing

	Fund Type	Grant Year	Grant	Funded Amount	Drawn In Program Year	Drawn Thru Program Year
CDBG	EN	2016	B16UC510003	\$250,000.00	\$250,000.00	\$250,000.00
Total	Total			\$250,000.00	\$250,000.00	\$250,000.00

Proposed Accomplishments

Housing Units : 1

Actual Accomplishments

Number assisted:

	Owner		Renter		Total		Person	
	Total	Hispanic	Total	Hispanic	Total	Hispanic	Total	Hispanic
White:	0	0	8	0	8	0	0	0
Black/African American:	0	0	29	0	29	0	0	0
Asian:	0	0	0	0	0	0	0	0
American Indian/Alaskan Native:	0	0	0	0	0	0	0	0
Native Hawaiian/Other Pacific Islander:	0	0	0	0	0	0	0	0
American Indian/Alaskan Native & White:	0	0	0	0	0	0	0	0
Asian White:	0	0	0	0	0	0	0	0
Black/African American & White:	0	0	0	0	0	0	0	0
American Indian/Alaskan Native & Black/African American:	0	0	0	0	0	0	0	0
Other multi-racial:	0	0	2	0	2	0	0	0
Asian/Pacific Islander:	0	0	0	0	0	0	0	0
Hispanic:	0	0	0	0	0	0	0	0
Total:	0	0	39	0	39	0	0	0
Female-headed Households:	0		15		15			



U.S. Department of Housing and Urban Development
Office of Community Planning and Development
Integrated Disbursement and Information System
CDBG Activity Summary Report (GPR) for Program Year 2017
HENRICO COUNTY

Date: 14-Dec-2018

Time: 14:35

Page: 2

Income Category:

	Owner	Renter	Total	Person
Extremely Low	0	0	0	0
Low Mod	0	0	0	0
Moderate	0	39	39	0
Non Low Moderate	0	0	0	0
Total	0	39	39	0
Percent Low/Mod		100.0%	100.0%	

Annual Accomplishments

Years	Accomplishment Narrative	# Benefiting
2017	Funds were provided to Virginia Supportive Housing to acquire the land where New Clay House is located, thereby guaranteeing the continued affordability of the project. Forty-seven people lived at New Clay House at the time the land was acquired. The renovation and expansion project will result in an additional 33 units in early spring 2019.	



U.S. Department of Housing and Urban Development
 Office of Community Planning and Development
 Integrated Disbursement and Information System
 CDBG Activity Summary Report (GPR) for Program Year 2017
 HENRICO COUNTY

Date: 14-Dec-2018
 Time: 14:35
 Page: 3

PGM Year: 2015
Project: 0018 - ESG15 2015-16 ESG program
IDIS Activity: 1102 - ESG15 Homeless Prevention

Status: Completed 10/31/2017 12:00:00 AM
Location: 8600 Dixon Powers Dr Henrico, VA 23228-2735
Objective: Provide decent affordable housing
Outcome: Affordability
Matrix Code: Subsistence Payment (05Q) **National Objective:** LMC

Initial Funding Date: 02/08/2016

Description:
 provides funding for the 2015-2016 homeless prevention activities through DSS and YWCA hotline.

Financing

	Fund Type	Grant Year	Grant	Funded Amount	Drawn In Program Year	Drawn Thru Program Year
CDBG	EN	2015	B15UC510003	\$5,242.17	\$0.00	\$5,242.17
Total	Total			\$5,242.17	\$0.00	\$5,242.17

Proposed Accomplishments

People (General) : 12

Actual Accomplishments

Number assisted:

	Owner		Renter		Total		Person	
	Total	Hispanic	Total	Hispanic	Total	Hispanic	Total	Hispanic
White:	0	0	0	0	0	0		0
Black/African American:	0	0	0	0	0	0	2	0
Asian:	0	0	0	0	0	0	0	0
American Indian/Alaskan Native:	0	0	0	0	0	0	0	0
Native Hawaiian/Other Pacific Islander:	0	0	0	0	0	0	0	0
American Indian/Alaskan Native & White:	0	0	0	0	0	0	0	0
Asian White:	0	0	0	0	0	0	0	0
Black/African American & White:	0	0	0	0	0	0	1	0
American Indian/Alaskan Native & Black/African American:	0	0	0	0	0	0	0	0
Other multi-racial:	0	0	0	0	0	0	0	0
Asian/Pacific Islander:	0	0	0	0	0	0	0	0
Hispanic:	0	0	0	0	0	0	0	0
Total:	0	0	0	0	0	0	3	0
Female-headed Households:	0		0		0			



U.S. Department of Housing and Urban Development
Office of Community Planning and Development
Integrated Disbursement and Information System
CDBG Activity Summary Report (GPR) for Program Year 2017
HENRICO COUNTY

Date: 14-Dec-2018

Time: 14:35

Page: 4

Income Category:

	Owner	Renter	Total	Person
Extremely Low	0	0	0	0
Low Mod	0	0	0	2
Moderate	0	0	0	1
Non Low Moderate	0	0	0	0
Total	0	0	0	3
Percent Low/Mod				100.0%

Annual Accomplishments

Years	Accomplishment Narrative	# Benefitting
2015	Three families has been provided funds for preventing homelessness.	



U.S. Department of Housing and Urban Development
 Office of Community Planning and Development
 Integrated Disbursement and Information System
 CDBG Activity Summary Report (GPR) for Program Year 2017
 HENRICO COUNTY

Date: 14-Dec-2018
 Time: 14:35
 Page: 5

PGM Year: 2016
Project: 0001 - CDBG Administration
IDIS Activity: 1132 - CDBG Administration
Status: Completed 11/3/2017 4:55:14 PM
Location: ,

Objective:
Outcome:
Matrix Code: General Program Administration (21A) **National Objective:**

Initial Funding Date: 11/03/2016

Description:

Financing

	Fund Type	Grant Year	Grant	Funded Amount	Drawn In Program Year	Drawn Thru Program Year
CDBG	EN	2015	B15UC510003	\$178,033.40	\$0.00	\$178,033.40
		2016	B16UC510003	\$70,564.50	\$9,964.20	\$70,564.50
Total	Total			\$248,597.90	\$9,964.20	\$248,597.90

Proposed Accomplishments

Actual Accomplishments

Number assisted:

	Owner		Renter		Total		Person	
	Total	Hispanic	Total	Hispanic	Total	Hispanic	Total	Hispanic
White:					0	0		
Black/African American:					0	0		
Asian:					0	0		
American Indian/Alaskan Native:					0	0		
Native Hawaiian/Other Pacific Islander:					0	0		
American Indian/Alaskan Native & White:					0	0		
Asian White:					0	0		
Black/African American & White:					0	0		
American Indian/Alaskan Native & Black/African American:					0	0		
Other multi-racial:					0	0		
Asian/Pacific Islander:					0	0		
Hispanic:					0	0		
Total:	0	0	0	0	0	0	0	0
Female-headed Households:					0			



U.S. Department of Housing and Urban Development
Office of Community Planning and Development
Integrated Disbursement and Information System
CDBG Activity Summary Report (GPR) for Program Year 2017
HENRICO COUNTY

Date: 14-Dec-2018

Time: 14:35

Page: 6

Income Category:

	Owner	Renter	Total	Person
Extremely Low			0	
Low Mod			0	
Moderate			0	
Non Low Moderate			0	
Total	0	0	0	0
Percent Low/Mod				

Annual Accomplishments

No data returned for this view. This might be because the applied filter excludes all data.



U.S. Department of Housing and Urban Development
 Office of Community Planning and Development
 Integrated Disbursement and Information System
 CDBG Activity Summary Report (GPR) for Program Year 2017
 HENRICO COUNTY

Date: 14-Dec-2018
 Time: 14:35
 Page: 7

PGM Year: 2016
Project: 0005 - Enterprise Zone Design Assistance
IDIS Activity: 1135 - Design Assistance

Status: Completed 9/30/2018 12:00:00 AM
Location: 4062 Crockett St Henrico, VA 23228-4114

Objective: Create economic opportunities
Outcome: Availability/accessibility
Matrix Code: ED Technical Assistance (18B)

National Objective: LMJ

Initial Funding Date: 09/01/2017

Description:

This activity provides design assistance for facade renovations to businesses located within the County's Enterprise Zone.

Financing

	Fund Type	Grant Year	Grant	Funded Amount	Drawn In Program Year	Drawn Thru Program Year
CDBG	EN	2016	B16UC510003	\$22,500.00	\$15,000.00	\$22,500.00
Total	Total			\$22,500.00	\$15,000.00	\$22,500.00

Proposed Accomplishments

Jobs : 1

Actual Accomplishments

Number assisted:

	Owner		Renter		Total		Person	
	Total	Hispanic	Total	Hispanic	Total	Hispanic	Total	Hispanic
White:	0	0	0	0	0	0	1	0
Black/African American:	0	0	0	0	0	0	6	0
Asian:	0	0	0	0	0	0	0	0
American Indian/Alaskan Native:	0	0	0	0	0	0	0	0
Native Hawaiian/Other Pacific Islander:	0	0	0	0	0	0	0	0
American Indian/Alaskan Native & White:	0	0	0	0	0	0	0	0
Asian White:	0	0	0	0	0	0	0	0
Black/African American & White:	0	0	0	0	0	0	0	0
American Indian/Alaskan Native & Black/African American:	0	0	0	0	0	0	0	0
Other multi-racial:	0	0	0	0	0	0	0	0
Asian/Pacific Islander:	0	0	0	0	0	0	0	0
Hispanic:	0	0	0	0	0	0	0	0
Total:	0	0	0	0	0	0	7	0
Female-headed Households:	0		0		0			



U.S. Department of Housing and Urban Development
Office of Community Planning and Development
Integrated Disbursement and Information System
CDBG Activity Summary Report (GPR) for Program Year 2017
HENRICO COUNTY

Date: 14-Dec-2018

Time: 14:35

Page: 8

Income Category:

	Owner	Renter	Total	Person
Extremely Low	0	0	0	0
Low Mod	0	0	0	0
Moderate	0	0	0	0
Non Low Moderate	0	0	0	7
Total	0	0	0	7
Percent Low/Mod				0.0%

Annual Accomplishments

Years	Accomplishment Narrative	# Benefitting
2016	One design assistance grant was given in PY2016 to an Enterprise Zone business. A total of 8 part time jobs filled by low or moderate income residents were reported. One person did not report their race so only 7 of the part time jobs are listed in the race/ethnicity data. In 2017, 6 design assistance grants were given. Total expenditures under this activity were \$22,000.	



U.S. Department of Housing and Urban Development
 Office of Community Planning and Development
 Integrated Disbursement and Information System
 CDBG Activity Summary Report (GPR) for Program Year 2017
 HENRICO COUNTY

Date: 14-Dec-2018
 Time: 14:35
 Page: 9

PGM Year: 2016
Project: 0014 - Presbyterian Homes and Family Services Inc., dba HumanKind - Financial Opportunity Center
IDIS Activity: 1141 - HumanKind FOC

Status: Completed 10/31/2017 12:00:00 AM
Location: 800 W Graham Rd Richmond, VA 23222-4221
Objective: Create economic opportunities
Outcome: Availability/accessibility
Matrix Code: Other Public Services Not Listed in 05A-05Y, 03T (05Z)
National Objective: LMC

Initial Funding Date: 12/02/2016

Description:

This activity provides funds to HumanKind to operate a Financial Opportunity Center providing financial literacy counseling for Henrico residents.

Financing

	Fund Type	Grant Year	Grant	Funded Amount	Drawn In Program Year	Drawn Thru Program Year
CDBG	EN	2015	B15UC510003	\$12,181.80	\$0.00	\$12,181.80
		2016	B16UC510003	\$12,818.20	\$0.00	\$12,818.20
Total	Total			\$25,000.00	\$0.00	\$25,000.00

Proposed Accomplishments

People (General) : 50

Actual Accomplishments

Number assisted:

	Owner		Renter		Total		Person	
	Total	Hispanic	Total	Hispanic	Total	Hispanic	Total	Hispanic
White:	0	0	0	0	0	0	3	0
Black/African American:	0	0	0	0	0	0	44	0
Asian:	0	0	0	0	0	0	1	0
American Indian/Alaskan Native:	0	0	0	0	0	0	0	0
Native Hawaiian/Other Pacific Islander:	0	0	0	0	0	0	0	0
American Indian/Alaskan Native & White:	0	0	0	0	0	0	0	0
Asian White:	0	0	0	0	0	0	0	0
Black/African American & White:	0	0	0	0	0	0	0	0
American Indian/Alaskan Native & Black/African American:	0	0	0	0	0	0	0	0
Other multi-racial:	0	0	0	0	0	0	1	0
Asian/Pacific Islander:	0	0	0	0	0	0	0	0
Hispanic:	0	0	0	0	0	0	0	0
Total:	0	0	0	0	0	0	49	0

Female-headed Households: 0



U.S. Department of Housing and Urban Development
Office of Community Planning and Development
Integrated Disbursement and Information System
CDBG Activity Summary Report (GPR) for Program Year 2017
HENRICO COUNTY

Date: 14-Dec-2018

Time: 14:35

Page: 10

Income Category:

	Owner	Renter	Total	Person
Extremely Low	0	0	0	28
Low Mod	0	0	0	7
Moderate	0	0	0	14
Non Low Moderate	0	0	0	0
Total	0	0	0	49
Percent Low/Mod				100.0%

Annual Accomplishments

Years	Accomplishment Narrative	# Benefitting
2016	HumanKind provided financial literacy services to Henrico residents at the Financial Opportunity Center. Programs include employment counseling, financial literacy education, benefits applications.	



U.S. Department of Housing and Urban Development
 Office of Community Planning and Development
 Integrated Disbursement and Information System
 CDBG Activity Summary Report (GPR) for Program Year 2017
 HENRICO COUNTY

Date: 14-Dec-2018
 Time: 14:35
 Page: 11

PGM Year: 2016
Project: 0016 - Highland Springs Historic District Survey
IDIS Activity: 1150 - Highland Springs Historic District

Status: Open
Location: ,
Objective:
Outcome:
Matrix Code: Planning (20) **National Objective:**

Initial Funding Date: 10/04/2017

Description:

This activity funds continuing survey work and possibly a nomination of the area as a National Register Historic District.

Financing

	Fund Type	Grant Year	Grant	Funded Amount	Drawn In Program Year	Drawn Thru Program Year
CDBG	EN	2016	B16UC510003	\$36,957.98	\$36,901.00	\$36,957.98
Total	Total			\$36,957.98	\$36,901.00	\$36,957.98

Proposed Accomplishments

Actual Accomplishments

<i>Number assisted:</i>	Owner		Renter		Total		Person	
	Total	Hispanic	Total	Hispanic	Total	Hispanic	Total	Hispanic
White:					0	0		
Black/African American:					0	0		
Asian:					0	0		
American Indian/Alaskan Native:					0	0		
Native Hawaiian/Other Pacific Islander:					0	0		
American Indian/Alaskan Native & White:					0	0		
Asian White:					0	0		
Black/African American & White:					0	0		
American Indian/Alaskan Native & Black/African American:					0	0		
Other multi-racial:					0	0		
Asian/Pacific Islander:					0	0		
Hispanic:					0	0		
Total:	0	0	0	0	0	0	0	0
Female-headed Households:					0			

Income Category:

Owner Renter Total Person



U.S. Department of Housing and Urban Development
Office of Community Planning and Development
Integrated Disbursement and Information System
CDBG Activity Summary Report (GPR) for Program Year 2017
HENRICO COUNTY

Date: 14-Dec-2018

Time: 14:35

Page: 12

Extremely Low			0	
Low Mod			0	
Moderate			0	
Non Low Moderate			0	
Total	0	0	0	0
Percent Low/Mod				

Annual Accomplishments

No data returned for this view. This might be because the applied filter excludes all data.



U.S. Department of Housing and Urban Development
Office of Community Planning and Development
Integrated Disbursement and Information System
CDBG Activity Summary Report (GPR) for Program Year 2017
HENRICO COUNTY

Date: 14-Dec-2018
Time: 14:35
Page: 13

PGM Year: 2017
Project: 0014 - Homeowner Maintenance Workshops
IDIS Activity: 1175 - Home Maintenance Workshops

Status: Canceled 11/9/2017 9:58:29 AM
Location: 4062 Crockett St Henrico, VA 23228-4114

Objective: Provide decent affordable housing
Outcome: Availability/accessibility
Matrix Code: Other Public Services Not Listed in
05A-05Y, 03T (05Z)

National Objective: LMA

Initial Funding Date: 10/12/2017

Description:

Provide funds for four workshops to teach basic home maintenance skills.
Workshops are targeted towards low-income Henrico homeowners.

Financing

No data returned for this view. This might be because the applied filter excludes all data.

Proposed Accomplishments

People (General) : 100
Total Population in Service Area: 21,295
Census Tract Percent Low / Mod: 60.15

Annual Accomplishments

No data returned for this view. This might be because the applied filter excludes all data.



U.S. Department of Housing and Urban Development
 Office of Community Planning and Development
 Integrated Disbursement and Information System
 CDBG Activity Summary Report (GPR) for Program Year 2017
 HENRICO COUNTY

Date: 14-Dec-2018
 Time: 14:35
 Page: 14

PGM Year: 2017
Project: 0005 - CDBG Administration PY17
IDIS Activity: 1179 - CDBG Program Administration

Status: Completed 9/28/2018 12:00:00 AM
Location: ,

Objective:
Outcome:
Matrix Code: General Program Administration (21A) **National Objective:**

Initial Funding Date: 11/09/2017

Description:
 Provides funds for administration of the CDBG program by Henrico County staff.

Financing

	Fund Type	Grant Year	Grant	Funded Amount	Drawn In Program Year	Drawn Thru Program Year
CDBG	EN	2016	B16UC510003	\$9,667.92	\$9,667.92	\$9,667.92
		2017	B17UC510003	\$250,973.37	\$250,973.37	\$250,973.37
Total	Total			\$260,641.29	\$260,641.29	\$260,641.29

Proposed Accomplishments

Actual Accomplishments

Number assisted:

	Owner		Renter		Total		Person	
	Total	Hispanic	Total	Hispanic	Total	Hispanic	Total	Hispanic
White:					0	0		
Black/African American:					0	0		
Asian:					0	0		
American Indian/Alaskan Native:					0	0		
Native Hawaiian/Other Pacific Islander:					0	0		
American Indian/Alaskan Native & White:					0	0		
Asian White:					0	0		
Black/African American & White:					0	0		
American Indian/Alaskan Native & Black/African American:					0	0		
Other multi-racial:					0	0		
Asian/Pacific Islander:					0	0		
Hispanic:					0	0		
Total:	0	0	0	0	0	0	0	0
Female-headed Households:					0			



U.S. Department of Housing and Urban Development
Office of Community Planning and Development
Integrated Disbursement and Information System
CDBG Activity Summary Report (GPR) for Program Year 2017
HENRICO COUNTY

Date: 14-Dec-2018

Time: 14:35

Page: 15

Income Category:

	Owner	Renter	Total	Person
Extremely Low			0	
Low Mod			0	
Moderate			0	
Non Low Moderate			0	
Total	0	0	0	0
Percent Low/Mod				

Annual Accomplishments

No data returned for this view. This might be because the applied filter excludes all data.



U.S. Department of Housing and Urban Development
 Office of Community Planning and Development
 Integrated Disbursement and Information System
 CDBG Activity Summary Report (GPR) for Program Year 2017
 HENRICO COUNTY

Date: 14-Dec-2018
 Time: 14:35
 Page: 16

PGM Year: 2017
Project: 0007 - Commercial Assistance Program PY17
IDIS Activity: 1180 - Commercial Assistance Program

Status: Completed 9/28/2018 12:00:00 AM
Location: 4062 Crockett St Richmond, VA 23228-4114

Objective: Create economic opportunities
Outcome: Availability/accessibility
Matrix Code: ED Technical Assistance (18B)

National Objective: LMJ

Initial Funding Date: 11/09/2017

Description:

Provides funds for administration of the Commercial Assistance Program, including Facade Improvement Grants and Design Assistance.

Financing

	Fund Type	Grant Year	Grant	Funded Amount	Drawn In Program Year	Drawn Thru Program Year
CDBG	EN	2016	B16UC510003	\$6,253.97	\$6,253.97	\$6,253.97
		2017	B17UC510003	\$166,714.19	\$166,714.19	\$166,714.19
Total	Total			\$172,968.16	\$172,968.16	\$172,968.16

Proposed Accomplishments

Jobs : 6

Actual Accomplishments

Number assisted:

	Owner		Renter		Total		Person	
	Total	Hispanic	Total	Hispanic	Total	Hispanic	Total	Hispanic
White:	0	0	0	0	0	0	7	0
Black/African American:	0	0	0	0	0	0	3	0
Asian:	0	0	0	0	0	0	0	0
American Indian/Alaskan Native:	0	0	0	0	0	0	0	0
Native Hawaiian/Other Pacific Islander:	0	0	0	0	0	0	0	0
American Indian/Alaskan Native & White:	0	0	0	0	0	0	0	0
Asian White:	0	0	0	0	0	0	1	0
Black/African American & White:	0	0	0	0	0	0	0	0
American Indian/Alaskan Native & Black/African American:	0	0	0	0	0	0	0	0
Other multi-racial:	0	0	0	0	0	0	1	0
Asian/Pacific Islander:	0	0	0	0	0	0	0	0
Hispanic:	0	0	0	0	0	0	0	0
Total:	0	0	0	0	0	0	12	0

Female-headed Households: 0



U.S. Department of Housing and Urban Development
Office of Community Planning and Development
Integrated Disbursement and Information System
CDBG Activity Summary Report (GPR) for Program Year 2017
HENRICO COUNTY

Date: 14-Dec-2018

Time: 14:35

Page: 17

Income Category:

	Owner	Renter	Total	Person
Extremely Low	0	0	0	0
Low Mod	0	0	0	0
Moderate	0	0	0	10
Non Low Moderate	0	0	0	2
Total	0	0	0	12
Percent Low/Mod				83.3%

Annual Accomplishments

Years	Accomplishment Narrative	# Benefitting
2017	The Commercial Assistance Program provided for a staff planner to provide technical assistance to businesses within Henrico's Enterprise Zones.	



U.S. Department of Housing and Urban Development
 Office of Community Planning and Development
 Integrated Disbursement and Information System
 CDBG Activity Summary Report (GPR) for Program Year 2017
 HENRICO COUNTY

Date: 14-Dec-2018
 Time: 14:35
 Page: 18

PGM Year: 2017
Project: 0008 - CONNECT
IDIS Activity: 1181 - CONNECT Program

Status: Completed 9/28/2018 12:00:00 AM
Location: 10299 Woodman Rd Glen Allen, VA 23060-4419

Objective: Create suitable living environments
Outcome: Availability/accessibility
Matrix Code: Youth Services (05D) **National Objective:** LMC

Initial Funding Date: 11/09/2017

Description:

Provide funds to Henrico Area Mental Health and Developmental Services in order to support the CONNECT program which provides after-school tutoring and care for youth living in subsidized housing.

Financing

	Fund Type	Grant Year	Grant	Funded Amount	Drawn In Program Year	Drawn Thru Program Year
CDBG	EN	2016	B16UC510003	\$5,827.86	\$5,827.86	\$5,827.86
		2017	B17UC510003	\$134,716.17	\$134,716.17	\$134,716.17
Total	Total			\$140,544.03	\$140,544.03	\$140,544.03

Proposed Accomplishments

People (General) : 110

Actual Accomplishments

Number assisted:

	Owner		Renter		Total		Person	
	Total	Hispanic	Total	Hispanic	Total	Hispanic	Total	Hispanic
White:	0	0	0	0	0	0	3	0
Black/African American:	0	0	0	0	0	0	143	0
Asian:	0	0	0	0	0	0	0	0
American Indian/Alaskan Native:	0	0	0	0	0	0	0	0
Native Hawaiian/Other Pacific Islander:	0	0	0	0	0	0	0	0
American Indian/Alaskan Native & White:	0	0	0	0	0	0	0	0
Asian White:	0	0	0	0	0	0	0	0
Black/African American & White:	0	0	0	0	0	0	1	0
American Indian/Alaskan Native & Black/African American:	0	0	0	0	0	0	0	0
Other multi-racial:	0	0	0	0	0	0	15	0
Asian/Pacific Islander:	0	0	0	0	0	0	0	0
Hispanic:	0	0	0	0	0	0	0	0
Total:	0	0	0	0	0	0	162	0



U.S. Department of Housing and Urban Development
 Office of Community Planning and Development
 Integrated Disbursement and Information System
 CDBG Activity Summary Report (GPR) for Program Year 2017
 HENRICO COUNTY

Date: 14-Dec-2018
 Time: 14:35
 Page: 19

Female-headed Households: 0 0 0

Income Category:

	Owner	Renter	Total	Person
Extremely Low	0	0	0	140
Low Mod	0	0	0	1
Moderate	0	0	0	18
Non Low Moderate	0	0	0	3
Total	0	0	0	162
Percent Low/Mod				98.1%

Annual Accomplishments

Years	Accomplishment Narrative	# Benefiting
2017	The CONNECT program provided after-school tutoring and care for children living in subsidized housing complexes in Henrico. Communities served include Henrico Arms, Oakland Village, Newbridge Village, Richfield Place, Coventry Gardens, Ironwood, Summerdale, Viviana Hall, Williamsburg Place, and Woodpost Townhomes. Activities include tutoring, job prep and training, college tours, drug and alcohol prevention, and more.	



U.S. Department of Housing and Urban Development
 Office of Community Planning and Development
 Integrated Disbursement and Information System
 CDBG Activity Summary Report (GPR) for Program Year 2017
 HENRICO COUNTY

Date: 14-Dec-2018
 Time: 14:35
 Page: 20

PGM Year: 2017
Project: 0009 - project:HOMES Homeowner Rehabilitation Program
IDIS Activity: 1182 - project:HOMES Rehab Admin

Status: Completed 9/28/2018 12:00:00 AM **Objective:** Create suitable living environments
Location: 99 Carnation St Richmond, VA 23225-6810 **Outcome:** Availability/accessibility
Matrix Code: Rehabilitation Administration (14H) **National Objective:** LMC

Initial Funding Date: 12/01/2017

Description:

Provides funds to project:HOMES in order to carry out a HOME-funded homeowner rehabilitation program.
 In some cases, CDBG funds may be used for hard costs.

Financing

	Fund Type	Grant Year	Grant	Funded Amount	Drawn In Program Year	Drawn Thru Program Year
CDBG	EN	2017	B17UC510003	\$188,229.77	\$188,229.77	\$188,229.77
Total	Total			\$188,229.77	\$188,229.77	\$188,229.77


Proposed Accomplishments

Housing Units : 9

Actual Accomplishments

Number assisted:

	Owner		Renter		Total		Person	
	Total	Hispanic	Total	Hispanic	Total	Hispanic	Total	Hispanic
White:	2	0	0	0	2	0	0	0
Black/African American:	9	0	0	0	9	0	0	0
Asian:	0	0	0	0	0	0	0	0
American Indian/Alaskan Native:	0	0	0	0	0	0	0	0
Native Hawaiian/Other Pacific Islander:	0	0	0	0	0	0	0	0
American Indian/Alaskan Native & White:	0	0	0	0	0	0	0	0
Asian White:	0	0	0	0	0	0	0	0
Black/African American & White:	0	0	0	0	0	0	0	0
American Indian/Alaskan Native & Black/African American:	0	0	0	0	0	0	0	0
Other multi-racial:	0	0	0	0	0	0	0	0
Asian/Pacific Islander:	0	0	0	0	0	0	0	0
Hispanic:	0	0	0	0	0	0	0	0
Total:	11	0	0	0	11	0	0	0
Female-headed Households:	0		0		0			



U.S. Department of Housing and Urban Development
Office of Community Planning and Development
Integrated Disbursement and Information System
CDBG Activity Summary Report (GPR) for Program Year 2017
HENRICO COUNTY

Date: 14-Dec-2018

Time: 14:35

Page: 21

Income Category:

	Owner	Renter	Total	Person
Extremely Low	2	0	2	0
Low Mod	6	0	6	0
Moderate	3	0	3	0
Non Low Moderate	0	0	0	0
Total	11	0	11	0
Percent Low/Mod	100.0%		100.0%	

Annual Accomplishments

Years	Accomplishment Narrative	# Benefiting
2017	This program provides funds to project: HOMES to administer a HOME-funded rehabilitation program for low-income, elderly or disabled Henrico homeowners. In some cases this activity made pay the hard costs of the rehabilitation.	



U.S. Department of Housing and Urban Development
 Office of Community Planning and Development
 Integrated Disbursement and Information System
 CDBG Activity Summary Report (GPR) for Program Year 2017
 HENRICO COUNTY

Date: 14-Dec-2018
 Time: 14:35
 Page: 22

PGM Year: 2017
Project: 0010 - project:HOMES Emergency and Minor Repairs
IDIS Activity: 1183 - project:HOMES Minor Repairs

Status: Completed 9/28/2018 12:00:00 AM
Location: 141 Elsing Green Way Henrico, VA 23075-2451
Objective: Create suitable living environments
Outcome: Availability/accessibility
Matrix Code: Rehab; Single-Unit Residential (14A) **National Objective:** LMH

Initial Funding Date: 11/15/2017

Description:
 Provides funds to project:HOMES to carry out a program of minor home repairs for low-income Henrico homeowners.

Financing

	Fund Type	Grant Year	Grant	Funded Amount	Drawn In Program Year	Drawn Thru Program Year
CDBG	EN	2016	B16UC510003	\$71,844.00	\$71,844.00	\$71,844.00
		2017	B17UC510003	\$506,809.67	\$506,809.67	\$506,809.67
Total	Total			\$578,653.67	\$578,653.67	\$578,653.67

Proposed Accomplishments

Housing Units : 53

Actual Accomplishments

Number assisted:

	Owner		Renter		Total		Person	
	Total	Hispanic	Total	Hispanic	Total	Hispanic	Total	Hispanic
White:	15	0	0	0	15	0	0	0
Black/African American:	41	0	0	0	41	0	0	0
Asian:	0	0	0	0	0	0	0	0
American Indian/Alaskan Native:	0	0	0	0	0	0	0	0
Native Hawaiian/Other Pacific Islander:	0	0	0	0	0	0	0	0
American Indian/Alaskan Native & White:	0	0	0	0	0	0	0	0
Asian White:	0	0	0	0	0	0	0	0
Black/African American & White:	0	0	0	0	0	0	0	0
American Indian/Alaskan Native & Black/African American:	0	0	0	0	0	0	0	0
Other multi-racial:	1	0	0	0	1	0	0	0
Asian/Pacific Islander:	0	0	0	0	0	0	0	0
Hispanic:	0	0	0	0	0	0	0	0
Total:	57	0	0	0	57	0	0	0

Female-headed Households: 48

0

48

48



U.S. Department of Housing and Urban Development
Office of Community Planning and Development
Integrated Disbursement and Information System
CDBG Activity Summary Report (GPR) for Program Year 2017
HENRICO COUNTY

Date: 14-Dec-2018

Time: 14:35

Page: 23

Income Category:

	Owner	Renter	Total	Person
Extremely Low	14	0	14	0
Low Mod	18	0	18	0
Moderate	25	0	25	0
Non Low Moderate	0	0	0	0
Total	57	0	57	0
Percent Low/Mod	100.0%		100.0%	

Annual Accomplishments

Years	Accomplishment Narrative	# Benefitting
2017	This program provides funds to project: HOMES in order to carry out a program of critical home repairs to low-income Henrico homeowners. Critical home repairs were provided to 57 low- or moderate-income homeowners.	



U.S. Department of Housing and Urban Development
 Office of Community Planning and Development
 Integrated Disbursement and Information System
 CDBG Activity Summary Report (GPR) for Program Year 2017
 HENRICO COUNTY

Date: 14-Dec-2018
 Time: 14:35
 Page: 24

PGM Year: 2017
Project: 0011 - HOME Inc. Downpayment Assistance
IDIS Activity: 1184 - HOME Inc DPA Admin

Status: Completed 9/28/2018 12:00:00 AM
Location: 9102 Silverbush Dr Henrico, VA 23228-2039

Objective: Provide decent affordable housing
Outcome: Affordability
Matrix Code: Housing Services - Excluding Housing Counseling, under 24 CFR 5.100 (14J)
National Objective: LMH

Initial Funding Date: 02/02/2018

Description:

Provide funds to Housing Opportunities Made Equal, Inc in order to carry out a program of homeownership counseling and down payment assistance. In general, counseling and program administration are paid for with CDBG while the down payment assistance is funded with HOME.

Financing

	Fund Type	Grant Year	Grant	Funded Amount	Drawn In Program Year	Drawn Thru Program Year
CDBG	EN	2017	B17UC510003	\$25,500.00	\$25,500.00	\$25,500.00
Total	Total			\$25,500.00	\$25,500.00	\$25,500.00

Proposed Accomplishments

Housing Units : 12

Actual Accomplishments

Number assisted:

	Owner		Renter		Total		Person	
	Total	Hispanic	Total	Hispanic	Total	Hispanic	Total	Hispanic
White:	2	0	0	0	2	0	0	0
Black/African American:	8	0	0	0	8	0	0	0
Asian:	0	0	0	0	0	0	0	0
American Indian/Alaskan Native:	0	0	0	0	0	0	0	0
Native Hawaiian/Other Pacific Islander:	0	0	0	0	0	0	0	0
American Indian/Alaskan Native & White:	0	0	0	0	0	0	0	0
Asian White:	0	0	0	0	0	0	0	0
Black/African American & White:	0	0	0	0	0	0	0	0
American Indian/Alaskan Native & Black/African American:	0	0	0	0	0	0	0	0
Other multi-racial:	0	0	0	0	0	0	0	0
Asian/Pacific Islander:	0	0	0	0	0	0	0	0
Hispanic:	0	0	0	0	0	0	0	0
Total:	10	0	0	0	10	0	0	0
Female-headed Households:	8		0		8			



U.S. Department of Housing and Urban Development
Office of Community Planning and Development
Integrated Disbursement and Information System
CDBG Activity Summary Report (GPR) for Program Year 2017
HENRICO COUNTY

Date: 14-Dec-2018

Time: 14:35

Page: 25

Income Category:

	Owner	Renter	Total	Person
Extremely Low	0	0	0	0
Low Mod	2	0	2	0
Moderate	8	0	8	0
Non Low Moderate	0	0	0	0
Total	10	0	10	0
Percent Low/Mod	100.0%		100.0%	

Annual Accomplishments

Years	Accomplishment Narrative	# Benefiting
2017	This program provides funds to Housing Opportunities Made Equal to carry out a program of down payment and closing cost assistance to low-income, first-time homebuyers. In some cases these funds may be used for the homebuyer assistance.	



U.S. Department of Housing and Urban Development
 Office of Community Planning and Development
 Integrated Disbursement and Information System
 CDBG Activity Summary Report (GPR) for Program Year 2017
 HENRICO COUNTY

Date: 14-Dec-2018
 Time: 14:35
 Page: 26

PGM Year: 2017
Project: 0012 - Southside Community Development & Housing Corp. Downpayment Assistance
IDIS Activity: 1185 - SCDHC DPA Admin

Status: Completed 9/28/2018 12:00:00 AM
Location: 4616 Blackberry Patch Rd Richmond, VA 23231-1953
Objective: Provide decent affordable housing
Outcome: Affordability
Matrix Code: Housing Services - Excluding Housing Counseling, under 24 CFR 5.100 (14J)
National Objective: LMH

Initial Funding Date: 02/02/2018

Description:

Provides funds to Southside Community Development and Housing Corporation in order to carry out a program of homeownership counseling and down payment assistance for low-income, first-time homebuyers.

Financing

	Fund Type	Grant Year	Grant	Funded Amount	Drawn In Program Year	Drawn Thru Program Year
CDBG	EN	2017	B17UC510003	\$15,750.00	\$15,750.00	\$15,750.00
Total	Total			\$15,750.00	\$15,750.00	\$15,750.00

Proposed Accomplishments

Housing Units : 6

Actual Accomplishments

Number assisted:

	Owner		Renter		Total		Person	
	Total	Hispanic	Total	Hispanic	Total	Hispanic	Total	Hispanic
White:	0	0	0	0	0	0	0	0
Black/African American:	6	0	0	0	6	0	0	0
Asian:	0	0	0	0	0	0	0	0
American Indian/Alaskan Native:	0	0	0	0	0	0	0	0
Native Hawaiian/Other Pacific Islander:	0	0	0	0	0	0	0	0
American Indian/Alaskan Native & White:	0	0	0	0	0	0	0	0
Asian White:	0	0	0	0	0	0	0	0
Black/African American & White:	0	0	0	0	0	0	0	0
American Indian/Alaskan Native & Black/African American:	0	0	0	0	0	0	0	0
Other multi-racial:	1	0	0	0	1	0	0	0
Asian/Pacific Islander:	0	0	0	0	0	0	0	0
Hispanic:	0	0	0	0	0	0	0	0
Total:	7	0	0	0	7	0	0	0
Female-headed Households:	0		0		0			



U.S. Department of Housing and Urban Development
Office of Community Planning and Development
Integrated Disbursement and Information System
CDBG Activity Summary Report (GPR) for Program Year 2017
HENRICO COUNTY

Date: 14-Dec-2018

Time: 14:35

Page: 27

Income Category:

	Owner	Renter	Total	Person
Extremely Low	0	0	0	0
Low Mod	0	0	0	0
Moderate	7	0	7	0
Non Low Moderate	0	0	0	0
Total	7	0	7	0
Percent Low/Mod	100.0%		100.0%	

Annual Accomplishments

Years	Accomplishment Narrative	# Benefiting
2017	This program provides funds to Southside Community Development and Housing Corporation to carry out a program of down payment and closing cost assistance to low-income, first-time homebuyers. In some cases these funds may be used for the homebuyer assistance.	



U.S. Department of Housing and Urban Development
 Office of Community Planning and Development
 Integrated Disbursement and Information System
 CDBG Activity Summary Report (GPR) for Program Year 2017
 HENRICO COUNTY

Date: 14-Dec-2018
 Time: 14:35
 Page: 28

PGM Year: 2017
Project: 0014 - Homeowner Maintenance Workshops
IDIS Activity: 1186 - Home Maintenance Workshops

Status: Completed 3/30/2018 12:00:00 AM
Location: 4062 Crockett St Richmond, VA 23228-4114

Objective: Create suitable living environments
Outcome: Availability/accessibility
Matrix Code: Other Public Services Not Listed in 05A-05Y, 03T (05Z)

National Objective: LMA

Initial Funding Date: 11/09/2017

Description:

Provide funds to carry out a program of workshops providing hands on home maintenance skills to homeowners.

Financing

	Fund Type	Grant Year	Grant	Funded Amount	Drawn In Program Year	Drawn Thru Program Year
CDBG	EN	2016	B16UC510003	\$30.49	\$30.49	\$30.49
		2017	B17UC510003	\$3,385.80	\$3,385.80	\$3,385.80
Total	Total			\$3,416.29	\$3,416.29	\$3,416.29

Proposed Accomplishments

People (General) : 100
 Total Population in Service Area: 14,830
 Census Tract Percent Low / Mod: 57.72

Annual Accomplishments

Years	Accomplishment Narrative	# Benefitting
2017	The October Community Day workshop had 15 attendees that signed in. Due to the nature of the event, other attendees did not sign in. The November workshop had attendance of 39. The February workshop had attendance of 12. The March workshop had attendance of 24. Total attendance was 90 people.	



U.S. Department of Housing and Urban Development
 Office of Community Planning and Development
 Integrated Disbursement and Information System
 CDBG Activity Summary Report (GPR) for Program Year 2017
 HENRICO COUNTY

Date: 14-Dec-2018
 Time: 14:35
 Page: 29

PGM Year: 2017
Project: 0015 - HOME, Inc. - Fair Housing Outreach
IDIS Activity: 1187 - HOME Inc Fair Housing

Status: Completed 9/28/2018 12:00:00 AM
Location: 626 E Broad St Ste 400 Suite 400 Richmond, VA 23219-1890
Objective: Create suitable living environments
Outcome: Availability/accessibility
Matrix Code: Fair Housing Activities (if CDBG, then subject to 15% cap) (05J)
National Objective: LMC

Initial Funding Date: 07/05/2018

Description:
 Provide funds to HOME Inc in order to carry out fair housing awareness activities.

Financing

	Fund Type	Grant Year	Grant	Funded Amount	Drawn In Program Year	Drawn Thru Program Year
CDBG	EN	2017	B17UC510003	\$15,000.00	\$15,000.00	\$15,000.00
Total	Total			\$15,000.00	\$15,000.00	\$15,000.00

Proposed Accomplishments

People (General) : 5

Actual Accomplishments

Number assisted:

	Owner		Renter		Total		Person	
	Total	Hispanic	Total	Hispanic	Total	Hispanic	Total	Hispanic
White:	0	0	0	0	0	0	22	1
Black/African American:	0	0	0	0	0	0	142	2
Asian:	0	0	0	0	0	0	1	0
American Indian/Alaskan Native:	0	0	0	0	0	0	1	0
Native Hawaiian/Other Pacific Islander:	0	0	0	0	0	0	0	0
American Indian/Alaskan Native & White:	0	0	0	0	0	0	0	0
Asian White:	0	0	0	0	0	0	1	0
Black/African American & White:	0	0	0	0	0	0	4	0
American Indian/Alaskan Native & Black/African American:	0	0	0	0	0	0	1	0
Other multi-racial:	0	0	0	0	0	0	16	11
Asian/Pacific Islander:	0	0	0	0	0	0	0	0
Hispanic:	0	0	0	0	0	0	0	0
Total:	0	0	0	0	0	0	188	14
Female-headed Households:	0		0		0			



U.S. Department of Housing and Urban Development
 Office of Community Planning and Development
 Integrated Disbursement and Information System
 CDBG Activity Summary Report (GPR) for Program Year 2017
 HENRICO COUNTY


Date: 14-Dec-2018
 Time: 14:35
 Page: 30

Income Category:

	Owner	Renter	Total	Person
Extremely Low	0	0	0	61
Low Mod	0	0	0	42
Moderate	0	0	0	65
Non Low Moderate	0	0	0	20
Total	0	0	0	188
Percent Low/Mod				89.4%

Annual Accomplishments

Years	Accomplishment Narrative	# Benefitting
2017	<p>Through this program, HOME Inc accomplished the following:</p> <p>Developed and implemented a year-long fair housing on-air and online campaign targeting low- to moderate-income Henrico County residents focusing on race and disability that produced 897,763 ad impressions which educated Henrico residents on fair housing awareness. African-American, Hispanic and Disability impressions totaled 152,846, 152,011 and 153,463 respectively; the digital campaign drove 3,188 users to HOME's website to take further action and 99% of those users were brand new to the site; the TV campaign reached 209,200 and of that, an estimated 46,193 were Henrico residents.</p> <p>Distributed fair housing information in 17 different languages to over 600 refugees at the World Refugee Day Community Resource Fair in Henrico County, and HOME geo-fenced World Refugee Day as well as the Latino Festival to Spanish speaking Henrico residents. Attendees for both events received digital ads resulting in 13,426 impressions.</p> <p>Disseminated fair housing information to partner organizations at 5 Refugee Dialogue Housing Group meetings as well as informed partners of their rights and the rights of their clients. The last scheduled meeting was cancelled by the Refugee Dialogue Housing Group; however, because of the partnerships and the information exchanged during those Housing Group meetings, HOME initiated two investigations with housing providers in Henrico County.</p>	



U.S. Department of Housing and Urban Development
 Office of Community Planning and Development
 Integrated Disbursement and Information System
 CDBG Activity Summary Report (GPR) for Program Year 2017
 HENRICO COUNTY

Date: 14-Dec-2018
 Time: 14:35
 Page: 31

PGM Year: 2017
Project: 0003 - Rebuilding Together Richmond Home Repair
IDIS Activity: 1188 - Rebuilding Together Richmond Home Repair

Status: Completed 10/15/2018 12:00:00 AM
Location: 105 Brenton St Richmond, VA 23222-2017
Objective: Create suitable living environments
Outcome: Availability/accessibility
Matrix Code: Rehab; Single-Unit Residential (14A) **National Objective:** LMH

Initial Funding Date: 08/02/2018

Description:

Provide funds to Rebuilding Together Richmond to carry out home repairs in the Laburnum Gateway Revitalization Area.

Financing

	Fund Type	Grant Year	Grant	Funded Amount	Drawn In Program Year	Drawn Thru Program Year
CDBG	EN	2017	B17UC510003	\$35,188.46	\$35,188.46	\$35,188.46
Total	Total			\$35,188.46	\$35,188.46	\$35,188.46

Proposed Accomplishments

Housing Units : 5

Actual Accomplishments

Number assisted:

	Owner		Renter		Total		Person	
	Total	Hispanic	Total	Hispanic	Total	Hispanic	Total	Hispanic
White:	0	0	0	0	0	0		0
Black/African American:	5	0	0	0	5	0	0	0
Asian:	0	0	0	0	0	0	0	0
American Indian/Alaskan Native:	0	0	0	0	0	0	0	0
Native Hawaiian/Other Pacific Islander:	0	0	0	0	0	0	0	0
American Indian/Alaskan Native & White:	0	0	0	0	0	0	0	0
Asian White:	0	0	0	0	0	0	0	0
Black/African American & White:	0	0	0	0	0	0	0	0
American Indian/Alaskan Native & Black/African American:	0	0	0	0	0	0	0	0
Other multi-racial:	0	0	0	0	0	0	0	0
Asian/Pacific Islander:	0	0	0	0	0	0	0	0
Hispanic:	0	0	0	0	0	0	0	0
Total:	5	0	0	0	5	0	0	0
Female-headed Households:	4		0		4			



U.S. Department of Housing and Urban Development
Office of Community Planning and Development
Integrated Disbursement and Information System
CDBG Activity Summary Report (GPR) for Program Year 2017
HENRICO COUNTY

Date: 14-Dec-2018

Time: 14:35

Page: 32

Income Category:

	Owner	Renter	Total	Person
Extremely Low	0	0	0	0
Low Mod	4	0	4	0
Moderate	1	0	1	0
Non Low Moderate	0	0	0	0
Total	5	0	5	0
Percent Low/Mod	100.0%		100.0%	

Annual Accomplishments

Years	Accomplishment Narrative	# Benefitting
2017	Rebuilding Together Richmond completed repairs on 5 homes in the Laburnum Gateway area. Two of these homes also utilized volunteers for some of the repairs.	



U.S. Department of Housing and Urban Development
 Office of Community Planning and Development
 Integrated Disbursement and Information System
 CDBG Activity Summary Report (GPR) for Program Year 2017
 HENRICO COUNTY

Date: 14-Dec-2018
 Time: 14:35
 Page: 33

PGM Year: 2017
Project: 0002 - Circle Center Adult Day Services
IDIS Activity: 1189 - Circle Center Adult Day Services Improvements

Status: Completed 11/2/2018 12:00:00 AM **Objective:** Create suitable living environments
Location: 4900 W Marshall St Richmond, VA 23230-3105 **Outcome:** Availability/accessibility
Matrix Code: Senior Centers (03A) **National Objective:** LMC

Initial Funding Date: 11/01/2018

Description:

Provide funds to Circle Center Adult Day Services in order to make safety related improvements to the main reception area.

Financing

	Fund Type	Grant Year	Grant	Funded Amount	Drawn In Program Year	Drawn Thru Program Year
CDBG	EN	2017	B17UC510003	\$27,500.00	\$27,500.00	\$27,500.00
Total	Total			\$27,500.00	\$27,500.00	\$27,500.00

Proposed Accomplishments

Public Facilities : 1

Actual Accomplishments

Number assisted:

	Owner		Renter		Total		Person	
	Total	Hispanic	Total	Hispanic	Total	Hispanic	Total	Hispanic
White:	0	0	0	0	0	0	78	1
Black/African American:	0	0	0	0	0	0	71	1
Asian:	0	0	0	0	0	0	3	0
American Indian/Alaskan Native:	0	0	0	0	0	0	0	0
Native Hawaiian/Other Pacific Islander:	0	0	0	0	0	0	0	0
American Indian/Alaskan Native & White:	0	0	0	0	0	0	0	0
Asian White:	0	0	0	0	0	0	0	0
Black/African American & White:	0	0	0	0	0	0	0	0
American Indian/Alaskan Native & Black/African American:	0	0	0	0	0	0	0	0
Other multi-racial:	0	0	0	0	0	0	0	0
Asian/Pacific Islander:	0	0	0	0	0	0	0	0
Hispanic:	0	0	0	0	0	0	0	0
Total:	0	0	0	0	0	0	152	2
Female-headed Households:	0		0		0			



U.S. Department of Housing and Urban Development
Office of Community Planning and Development
Integrated Disbursement and Information System
CDBG Activity Summary Report (GPR) for Program Year 2017
HENRICO COUNTY

Date: 14-Dec-2018

Time: 14:35

Page: 34

Income Category:

	Owner	Renter	Total	Person
Extremely Low	0	0	0	81
Low Mod	0	0	0	22
Moderate	0	0	0	28
Non Low Moderate	0	0	0	21
Total	0	0	0	152
Percent Low/Mod				86.2%

Annual Accomplishments

Years	Accomplishment Narrative	# Benefitting
2017	Improvements were made to the entry/reception area of Circle Center Adult Day Services, a facility that provides adult day care. The improvements allow for improved safety of the elderly and disabled clients.	



U.S. Department of Housing and Urban Development
 Office of Community Planning and Development
 Integrated Disbursement and Information System
 CDBG Activity Summary Report (GPR) for Program Year 2017
 HENRICO COUNTY

Date: 14-Dec-2018
 Time: 14:35
 Page: 35

PGM Year: 2017
Project: 0001 - CARITAS Center
IDIS Activity: 1190 - CARITAS Center

Status: Open
Location: PO Box 25790 Richmond, VA 23260-5790

Objective: Create suitable living environments
Outcome: Availability/accessibility
Matrix Code: Substance Abuse Services (05F) **National Objective:** LMC

Initial Funding Date: 09/26/2018

Description:
 Provide funds to CARITAS for acquisition and rehabilitation of a facility in Richmond to be the CARITAS headquarters and site of The Healing Place for Women.

Financing

	Fund Type	Grant Year	Grant	Funded Amount	Drawn In Program Year	Drawn Thru Program Year
CDBG	EN	2017	B17UC510003	\$43,223.00	\$43,223.00	\$43,223.00
Total	Total			\$43,223.00	\$43,223.00	\$43,223.00

Proposed Accomplishments

People (General) : 100

Actual Accomplishments

Number assisted:

	Owner		Renter		Total		Person	
	Total	Hispanic	Total	Hispanic	Total	Hispanic	Total	Hispanic
White:	0	0	0	0	0	0		0
Black/African American:	0	0	0	0	0	0	0	0
Asian:	0	0	0	0	0	0	0	0
American Indian/Alaskan Native:	0	0	0	0	0	0	0	0
Native Hawaiian/Other Pacific Islander:	0	0	0	0	0	0	0	0
American Indian/Alaskan Native & White:	0	0	0	0	0	0	0	0
Asian White:	0	0	0	0	0	0	0	0
Black/African American & White:	0	0	0	0	0	0	0	0
American Indian/Alaskan Native & Black/African American:	0	0	0	0	0	0	0	0
Other multi-racial:	0	0	0	0	0	0	0	0
Asian/Pacific Islander:	0	0	0	0	0	0	0	0
Hispanic:	0	0	0	0	0	0	0	0
Total:	0	0	0	0	0	0	0	0
Female-headed Households:	0		0		0			



U.S. Department of Housing and Urban Development
Office of Community Planning and Development
Integrated Disbursement and Information System
CDBG Activity Summary Report (GPR) for Program Year 2017
HENRICO COUNTY

Date: 14-Dec-2018

Time: 14:35

Page: 36

Income Category:

	Owner	Renter	Total	Person
Extremely Low	0	0	0	0
Low Mod	0	0	0	0
Moderate	0	0	0	0
Non Low Moderate	0	0	0	0
Total	0	0	0	0
Percent Low/Mod				

Annual Accomplishments

Years	Accomplishment Narrative	# Benefitting
2017	10/1/2018 -- CARITAS purchased 31 computers for use by program participants.	



U.S. Department of Housing and Urban Development
Office of Community Planning and Development
Integrated Disbursement and Information System
CDBG Activity Summary Report (GPR) for Program Year 2017
HENRICO COUNTY

Date: 14-Dec-2018

Time: 14:35

Page: 37

Total Funded Amount:	\$2,094,912.72
Total Drawn Thru Program Year:	\$2,094,912.72
Total Drawn In Program Year:	\$1,818,479.87

U.S. Department of Housing and Urban Development
Office of Community Planning and Development
Integrated Disbursement and Information System
Home Matching Liability Report

DATE: 11-07-18
TIME: 14:39
PAGE: 1

HENRICO COUNTY, VA

Fiscal Year	Match Percent	Total Disbursements	Disbursements Requiring Match	Match Liability Amount
1998	25.0%	\$195,579.72	\$174,250.00	\$43,562.50
1999	25.0%	\$454,150.96	\$432,387.26	\$108,096.81
2000	25.0%	\$766,498.55	\$734,301.25	\$183,575.31
2001	25.0%	\$564,435.07	\$496,999.00	\$124,249.75
2002	25.0%	\$878,548.68	\$838,571.22	\$209,642.80
2003	25.0%	\$435,371.93	\$389,294.00	\$97,323.50
2004	0.0%	\$902,792.69	\$0.00	\$0.00
2005	25.0%	\$985,158.21	\$925,857.37	\$231,464.34
2006	25.0%	\$563,104.09	\$507,064.24	\$126,766.06
2007	25.0%	\$906,419.08	\$837,036.30	\$209,259.07
2008	25.0%	\$1,003,639.75	\$944,248.09	\$236,062.02
2009	25.0%	\$902,722.09	\$799,277.00	\$199,819.25
2010	25.0%	\$947,570.26	\$847,097.59	\$211,774.39
2011	25.0%	\$1,052,178.62	\$966,607.00	\$241,651.75
2012	25.0%	\$900,467.11	\$813,811.89	\$203,452.97
2013	25.0%	\$589,330.44	\$528,443.50	\$132,110.87
2014	25.0%	\$743,134.33	\$682,395.80	\$170,598.95

IDIS - PR33

U.S. Department of Housing and Urban Development
Office of Community Planning and Development
Integrated Disbursement and Information System
Home Matching Liability Report

DATE: 11-07-18
TIME: 14:39
PAGE: 2

2015	25.0%	\$618,325.14	\$559,832.50	\$139,958.12
2016	25.0%	\$604,877.07	\$545,599.82	\$136,399.95
2017	25.0%	\$686,995.69	\$626,550.30	\$156,637.57

U.S. DEPARTMENT OF HOUSING AND
URBAN DEVELOPMENT
OFFICE OF COMMUNITY PLANNING AND
DEVELOPMENT

DATE: 11/7/2018
TIME: 2:42:13 PM
PAGE: 1/2

PR06 - Summary of Consolidated Plan
Projects for Report Year

IDIS

Plan IDIS
Year Project **Project Title and Description**

2017 1	CARITAS Center	The CARITAS Center is the acquisition and rehabilitation of a facility to bring together CARITAS services including the expansion of services and creation of The Healing Place for Women.
2	Circle Center Adult Day Services	Funds towards the renovation of a facility providing adult day care.
3	Rebuilding Together Richmond Home Repair	Provide funds for home repairs to low-income homeowners in Laburnum Gateway target area.
4	ESG17 2017-18 ESG Program	Provide funds for the 2017-18 ESG program.
5	CDBG Administration PY17	Provide funds for the administration of the CDBG program.
6	HOME Program Administration PY17	Provides funds for the administration of the HOME program.
7	Commercial Assistance Program PY17	Provide funds for the administration of the Enterprise Zone program.
8	CONNECT	Project provides support for an after-school program providing tutoring assistance and other services to children living in subsidized housing complexes.
9	project:HOMES Homeowner Rehabilitation Program	Program provides moderate home rehabilitation to low-income homeowners who are elderly and/or disabled.
10	project:HOMES Emergency and Minor Repairs	Program provides minor home repairs for low-and moderate-income homeowners.
11	HOME Inc. Downpayment Assistance	Provision of down payment assistance grants to first-time, low-or moderate-income homebuyers.
12	Southside Community Development & Housing Corp. Downpayment Assistance	Provision of downpayment assistance grants to first time, low-or moderate-income homebuyers.
13	CHDO Activities Rehab for Sale	Provide funds to assist in the development of affordable housing to low-income, first-time homebuyers. Affordable housing created through either the acquisition, rehab, and sale of an existing vacant home or through new construction.
14	Homeowner Maintenance Workshops	Provide funds to in order to conduct a series of educational workshops for homeowners in low-mod areas targeted towards housing improvements and maintenance.
15	HOME, Inc. - Fair Housing Outreach	Provide funds for fair housing education including seminars and brochure distribution.
16	Robinson Park Improvements	Provides funds for accessibility and other improvements to Robinson Park and the restroom facility located there.
17	CARITAS Center	Provide funds for public service activities and related supply/equipment costs at the CARITAS Center.

U.S. DEPARTMENT OF HOUSING AND
URBAN DEVELOPMENT
OFFICE OF COMMUNITY PLANNING AND
DEVELOPMENT

DATE: 11/7/2018
TIME: 2:42:13 PM
PAGE: 2/2

PR06 - Summary of Consolidated Plan
Projects for Report Year

IDIS

Program	Project Estimate	Committed Amount	Amount Drawn Thru Report Year	Amount Available to Draw	Amount Drawn in Report Year
CDBG	\$100,000.00	\$43,223.00	\$43,223.00	\$0.00	\$43,223.00
CDBG	\$27,500.00	\$27,500.00	\$27,500.00	\$0.00	\$27,500.00
CDBG	\$40,000.00	\$35,188.46	\$35,188.46	\$0.00	\$35,188.46
HESG	\$152,086.00	\$138,277.76	\$131,391.50	\$6,886.26	\$131,391.50
CDBG	\$266,700.00	\$260,641.29	\$260,641.29	\$0.00	\$260,641.29
HOME	\$62,300.00	\$66,174.37	\$60,708.94	\$5,465.43	\$60,708.94
CDBG	\$185,000.00	\$172,968.16	\$172,968.16	\$0.00	\$172,968.16
CDBG	\$169,000.00	\$140,544.03	\$140,544.03	\$0.00	\$140,544.03
CDBG	\$190,203.00	\$188,229.77	\$188,229.77	\$0.00	\$188,229.77
HOME	\$360,014.00	\$359,994.20	\$359,994.20	\$0.00	\$359,994.20
CDBG	\$581,844.00	\$578,653.67	\$578,653.67	\$0.00	\$578,653.67
CDBG	\$25,500.00	\$25,500.00	\$25,500.00	\$0.00	\$25,500.00
HOME	\$127,500.00	\$127,651.00	\$78,197.00	\$49,454.00	\$78,197.00
CDBG	\$19,000.00	\$15,750.00	\$15,750.00	\$0.00	\$15,750.00
HOME	\$56,000.00	\$56,000.00	\$56,000.00	\$0.00	\$56,000.00
HOME	\$93,600.00	\$0.00	\$0.00	\$0.00	\$0.00
CDBG	\$10,000.00	\$3,416.29	\$3,416.29	\$0.00	\$3,416.29
CDBG	\$15,000.00	\$15,000.00	\$15,000.00	\$0.00	\$15,000.00
CDBG	\$100,000.00	\$0.00	\$0.00	\$0.00	\$0.00
CDBG	\$100,000.00	\$0.00	\$0.00	\$0.00	\$0.00



U.S. Department of Housing and Urban Development
 Office of Community Planning and Development
 Integrated Disbursement and Information System
 HOME Summary of Accomplishments

DATE: 11-07-18
 TIME: 14:45
 PAGE: 1

Program Year: 2017
 Start Date 01-Oct-2017 - End Date 30-Sep-2018
 HENRICO COUNTY
 Home Disbursements and Unit Completions

Activity Type	Disbursed Amount	Units Completed	Units Occupied
First Time Homebuyers	\$243,090.00	18	18
Existing Homeowners	\$349,673.97	9	9
Total, Homebuyers and Homeowners	\$592,763.97	27	27
Grand Total	\$592,763.97	27	27

Home Unit Completions by Percent of Area Median Income

Activity Type						Units Completed	
	0% - 30%	31% - 50%	51% - 60%	61% - 80%	Total 0% - 60%	Total 0% - 80%	
First Time Homebuyers	0	2	2	14	4	18	
Existing Homeowners	1	4	3	1	8	9	
Total, Homebuyers and Homeowners	1	6	5	15	12	27	
Grand Total	1	6	5	15	12	27	

Home Unit Reported As Vacant

Activity Type	Reported as Vacant
First Time Homebuyers	0
Existing Homeowners	0
Total, Homebuyers and Homeowners	0
Grand Total	0



Program Year: 2017

Start Date 01-Oct-2017 - End Date 30-Sep-2018

HENRICO COUNTY

Home Unit Completions by Racial / Ethnic Category

	First Time Homebuyers		Existing Homeowners	
	Units Completed	Units Completed - Hispanics	Units Completed	Units Completed - Hispanics
White	2	0	3	0
Black/African American	15	0	6	0
Other multi-racial	1	1	0	0
Total	18	1	9	0

	Total, Homebuyers and Homeowners		Grand Total	
	Units Completed	Units Completed - Hispanics	Units Completed	Units Completed - Hispanics
White	5	0	5	0
Black/African American	21	0	21	0
Other multi-racial	1	1	1	1
Total	27	1	27	1



U.S. Department of Housing and Urban Development
 Office of Community Planning and Development
 Integrated Disbursement and Information System
 CDBG Summary of Accomplishments
 Program Year: 2017

DATE: 11-07-18
 TIME: 14:44
 PAGE: 1

HENRICO COUNTY

Count of CDBG Activities with Disbursements by Activity Group & Matrix Code

Activity Group	Activity Category	Open Count	Open Activities Disbursed	Completed Count	Completed Activities Disbursed	Program Year Count	Total Activities Disbursed
Economic Development	ED Technical Assistance (18B)	0	\$0.00	2	\$187,968.16	2	\$187,968.16
	Total Economic Development	0	\$0.00	2	\$187,968.16	2	\$187,968.16
Housing	Rehab; Single-Unit Residential (14A)	0	\$0.00	2	\$613,842.13	2	\$613,842.13
	Rehab; Multi-Unit Residential (14B)	1	\$250,000.00	0	\$0.00	1	\$250,000.00
	Rehabilitation Administration (14H)	0	\$0.00	1	\$188,229.77	1	\$188,229.77
	Housing Services - Excluding Housing Counseling, under 24 CFR 5.100 (14J)	0	\$0.00	2	\$41,250.00	2	\$41,250.00
	Total Housing	1	\$250,000.00	5	\$843,321.90	6	\$1,093,321.90
Public Facilities and Improvements	Senior Centers (03A)	0	\$0.00	1	\$27,500.00	1	\$27,500.00
	Other Public Improvements Not Listed in 03A-03S (03Z)	1	\$0.00	0	\$0.00	1	\$0.00
	Total Public Facilities and Improvements	1	\$0.00	1	\$27,500.00	2	\$27,500.00
Public Services	Youth Services (05D)	0	\$0.00	1	\$140,544.03	1	\$140,544.03
	Substance Abuse Services (05F)	1	\$43,223.00	0	\$0.00	1	\$43,223.00
	Fair Housing Activities (if CDBG, then subject to 15% cap) (05J)	0	\$0.00	1	\$15,000.00	1	\$15,000.00
	Subsistence Payment (05Q)	0	\$0.00	1	\$0.00	1	\$0.00
	Other Public Services Not Listed in 05A-05Y, 03T (05Z)	0	\$0.00	2	\$3,416.29	2	\$3,416.29
	Total Public Services	1	\$43,223.00	5	\$158,960.32	6	\$202,183.32
General Administration and Planning	Planning (20)	1	\$36,901.00	0	\$0.00	1	\$36,901.00
	General Program Administration (21A)	0	\$0.00	2	\$270,605.49	2	\$270,605.49
	Total General Administration and Planning	1	\$36,901.00	2	\$270,605.49	3	\$307,506.49
Grand Total		4	\$330,124.00	15	\$1,488,355.87	19	\$1,818,479.87



U.S. Department of Housing and Urban Development
 Office of Community Planning and Development
 Integrated Disbursement and Information System
 CDBG Summary of Accomplishments
 Program Year: 2017

DATE: 11-07-18
 TIME: 14:44
 PAGE: 2

HENRICO COUNTY

CDBG Sum of Actual Accomplishments by Activity Group and Accomplishment Type

Activity Group	Matrix Code	Accomplishment Type	Open Count	Completed Count	Program Year Totals
Economic Development	ED Technical Assistance (18B)	Jobs	0	19	19
	Total Economic Development		0	19	19
Housing	Rehab; Single-Unit Residential (14A)	Housing Units	0	62	62
	Rehab; Multi-Unit Residential (14B)	Housing Units	39	0	39
	Rehabilitation Administration (14H)	Housing Units	0	11	11
	Housing Services - Excluding Housing Counseling, under 24 CFR 5.100 (14J)	Housing Units	0	17	17
	Total Housing		39	90	129
Public Facilities and Improvements	Senior Centers (03A)	Public Facilities	0	152	152
	Other Public Improvements Not Listed in 03A-03S (03Z)	Persons	32	0	32
	Total Public Facilities and Improvements		32	152	184
Public Services	Youth Services (05D)	Persons	0	162	162
	Substance Abuse Services (05F)	Persons	0	0	0
	Fair Housing Activities (if CDBG, then subject to 15% cap) (05J)	Persons	0	188	188
	Subsistence Payment (05Q)	Persons	0	3	3
	Other Public Services Not Listed in 05A-05Y, 03T (05Z)	Persons	0	14,879	14,879
	Total Public Services		0	15,232	15,232
Grand Total			71	15,493	15,564



HENRICO COUNTY

CDBG Beneficiaries by Racial / Ethnic Category

Housing-Non Housing	Race	Total Persons	Total Hispanic		Total Hispanic Households	
			Persons	Total Households		
Housing	White	0	0	27	0	
	Black/African American	0	0	98	0	
	Other multi-racial	0	0	4	0	
	Total Housing	0	0	129	0	
Non Housing	White	129	2	0	0	
	Black/African American	428	3	0	0	
	Asian	5	0	0	0	
	American Indian/Alaskan Native	1	0	0	0	
	Asian & White	2	0	0	0	
	Black/African American & White	6	0	0	0	
	Amer. Indian/Alaskan Native & Black/African Amer.	1	0	0	0	
	Other multi-racial	33	11	0	0	
	Total Non Housing	605	16	0	0	
	Grand Total	White	129	2	27	0
		Black/African American	428	3	98	0
Asian		5	0	0	0	
American Indian/Alaskan Native		1	0	0	0	
Asian & White		2	0	0	0	
Black/African American & White		6	0	0	0	
Amer. Indian/Alaskan Native & Black/African Amer.		1	0	0	0	
Other multi-racial		33	11	4	0	
Total Grand Total		605	16	129	0	



HENRICO COUNTY

CDBG Beneficiaries by Income Category

	Income Levels	Owner Occupied	Renter Occupied	Persons
Housing	Extremely Low (<=30%)	16	0	0
	Low (>30% and <=50%)	30	0	0
	Mod (>50% and <=80%)	44	39	0
	Total Low-Mod	90	39	0
	Non Low-Mod (>80%)	0	0	0
	Total Beneficiaries	90	39	0
Non Housing	Extremely Low (<=30%)	0	0	282
	Low (>30% and <=50%)	0	0	65
	Mod (>50% and <=80%)	0	0	121
	Total Low-Mod	0	0	468
	Non Low-Mod (>80%)	0	0	46
	Total Beneficiaries	0	0	514



U.S. Department of Housing and Urban Development
Office of Community Planning and Development
Integrated Disbursement and Information System
PR91 - ESG Financial Summary
HENRICO COUNTY, VA
2017

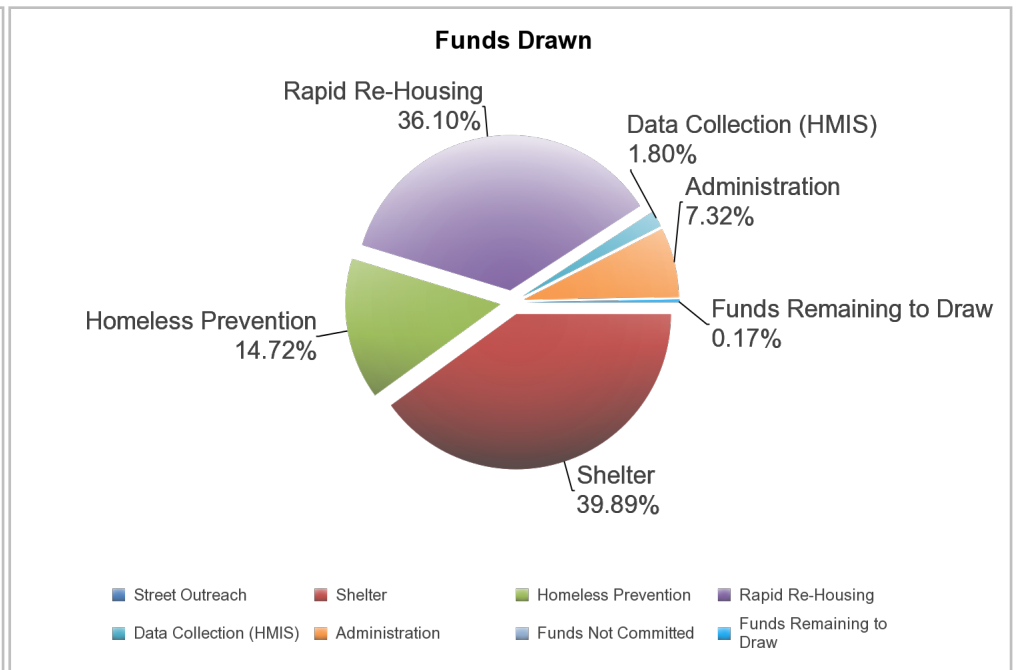
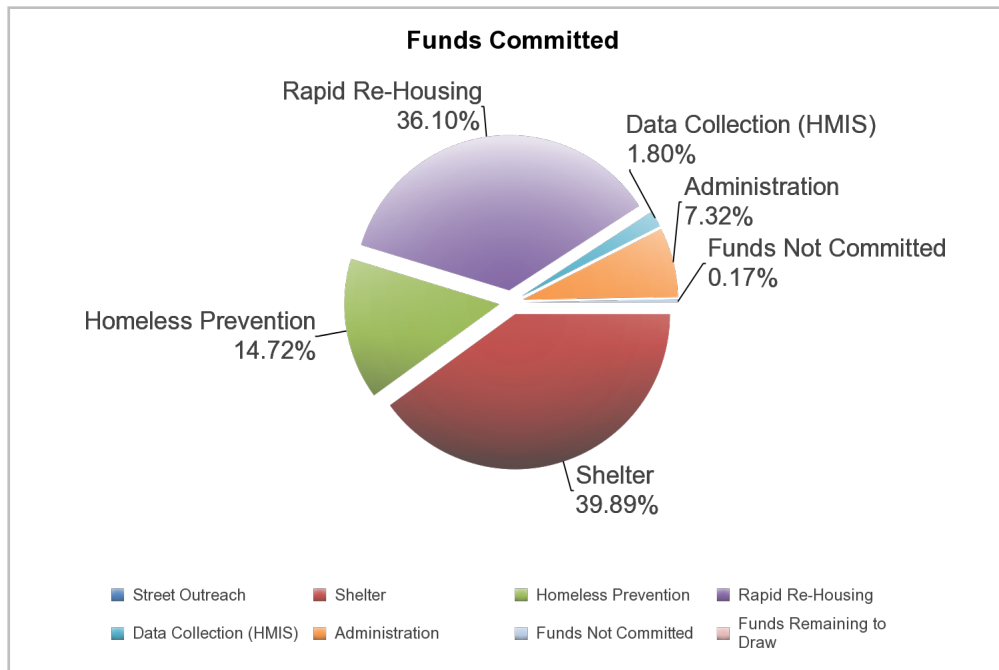
DATE: 11-07-18
TIME: 14:49
PAGE: 1

ESG Program Level Summary

Grant Number	Total Grant Amount	Total Funds Committed	Total Funds Available to Commit	% of Grant Funds Not Committed	Grant Funds Drawn	% of Grant Funds Drawn	Available to Draw	% Remaining to Draw
E17UC510003	\$138,518.00	\$138,277.76	\$240.24	0.17%	\$138,277.76	99.83%	\$240.24	0.17%

ESG Program Components

Activity Type	Total Committed to Activities	% of Grant Committed	Drawn Amount	% of Grant Drawn
Street Outreach	\$0.00	0.00%	\$0.00	0.00%
Shelter	\$55,250.00	39.89%	\$55,250.00	39.89%
Homeless Prevention	\$20,388.00	14.72%	\$20,388.00	14.72%
Rapid Re-Housing	\$50,000.00	36.10%	\$50,000.00	36.10%
Data Collection (HMIS)	\$2,500.00	1.80%	\$2,500.00	1.80%
Administration	\$10,139.76	7.32%	\$10,139.76	7.32%
Funds Not Committed	\$240.24	0.17%	\$0.00	0.00%
Funds Remaining to Draw	\$0.00	0.00%	\$240.24	0.17%
Total	\$138,518.00	100.00%	\$138,518.00	100.00%



U.S. Department of Housing and Urban Development
 Office of Community Planning and Development
 Integrated Disbursement and Information System
 PR91 - ESG Financial Summary
 HENRICO COUNTY, VA
 2017

DATE: 11-07-18
 TIME: 14:49
 PAGE: 2

24-Month Grant Expenditure Deadline

All of the recipient's grant must be expended for eligible activity costs within 24 months after the date HUD signs the grant agreement with the recipient. Expenditure means either an actual cash disbursement for a direct charge for a good or service or an indirect cost or the accrual of a direct charge for a good or service or an indirect cost. This report uses draws in IDIS to measure expenditures. HUD allocated Fiscal Year 2011 ESG funds in two allocations. For FY2011, this Obligation Date is the date of the first allocation. This report does not list the Obligation Date, does not calculate the Expenditure Deadline, and does not track the Days Remaining for the FY 2011 second allocation.

Grant Amount: \$138,518.00

Grant Number	Draws to Date	HUD Obligation Date	Expenditure Deadline	Days Remaining to Meet Requirement Date	Expenditures Required
E17UC510003	\$138,277.76	09/12/2017	09/12/2019	309	\$240.24

60% Cap on Emergency Shelter and Street Outreach

The cap refers to the total amount of the recipient's fiscal year grant, allowed for emergency shelter and street outreach activities, is capped at 60 percent. This amount cannot exceed the greater of: (1) 60% of the overall grant for the year; or, (2) the amount of Fiscal Year 2010 ESG funds committed for homeless assistance activities.

Amount Committed to Shelter	Amount Committed to Street Outreach	Total Amount Committed to Shelter and Street Outreach	% Committed to Shelter and Street Outreach	2010 Funds Committed to Homeless Assistance Activities	Total Drawn for Shelter and Street Outreach	% Drawn for Shelter and Street Outreach
\$55,250.00	\$0.00	\$55,250.00	39.89%		\$55,250.00	39.89%

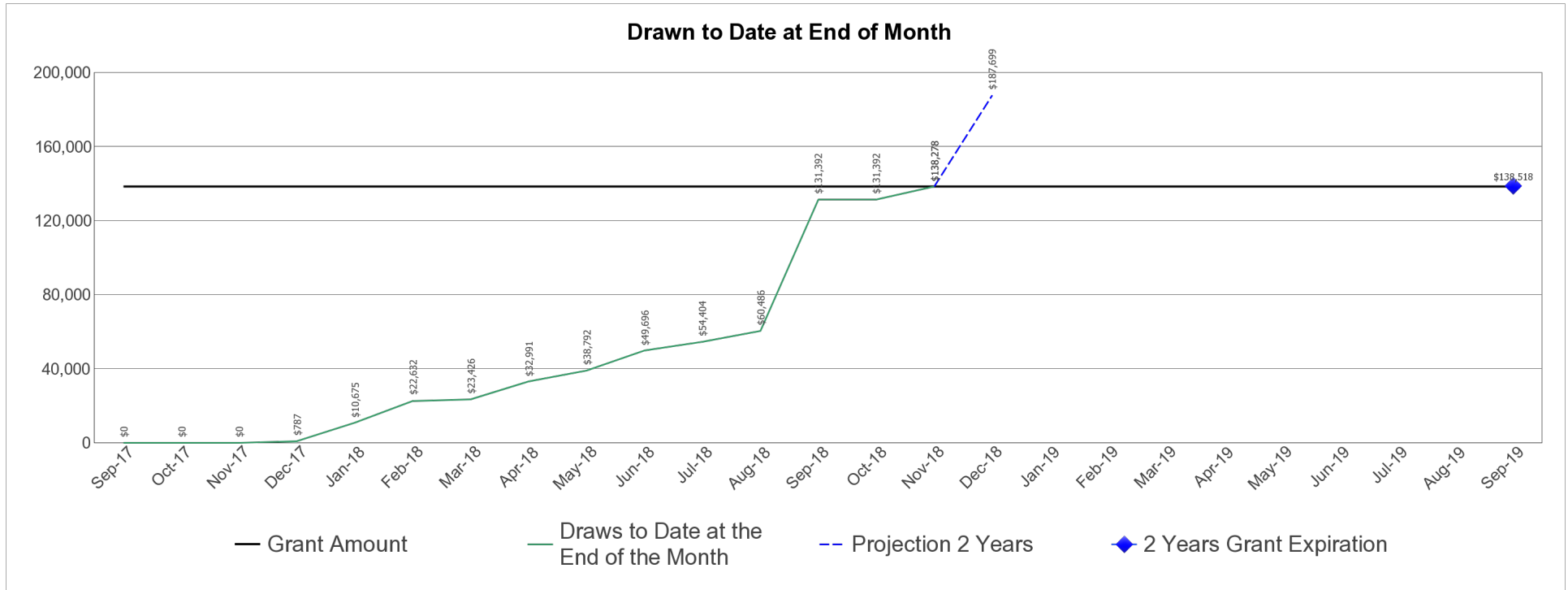


U.S. Department of Housing and Urban Development
 Office of Community Planning and Development
 Integrated Disbursement and Information System
 PR91 - ESG Financial Summary
 HENRICO COUNTY, VA
 2017

DATE: 11-07-18
 TIME: 14:49
 PAGE: 3

ESG Draws By Month (at the total grant level):

Grant Amount: 138,518.00



ESG Draws By Quarter (at the total grant level):

Quarter End Date	Draws for the Quarter	Draws to Date at the End of the Quarter	% Drawn for the Quarter	% Drawn to Date at End of Quarter
09/30/2017	\$0.00	\$0.00	0.00%	0.00%
12/31/2017	\$786.55	\$786.55	0.57%	0.57%
03/31/2018	\$22,639.43	\$23,425.98	16.34%	16.91%
06/30/2018	\$26,270.35	\$49,696.33	18.97%	35.88%
09/30/2018	\$81,695.17	\$131,391.50	58.98%	94.86%
12/31/2018	\$6,886.26	\$138,277.76	4.97%	99.83%



U.S. Department of Housing and Urban Development
Office of Community Planning and Development
Integrated Disbursement and Information System
PR91 - ESG Financial Summary
HENRICO COUNTY, VA
2017

DATE: 11-07-18
TIME: 14:49
PAGE: 4

ESG Subrecipient Commitments and Draws by Activity Category :

Subrecipient	Activity Type	Committed	Drawn
HENRICO COUNTY	Administration	\$10,139.76	\$10,139.76
	Total	\$10,139.76	\$10,139.76
	Total Remaining to be Drawn		\$0.00
	Percentage Remaining to be Drawn		0.00%
Homeward	Data Collection (HMIS)	\$2,500.00	\$2,500.00
	Total	\$2,500.00	\$2,500.00
	Total Remaining to be Drawn		\$0.00
	Percentage Remaining to be Drawn		0.00%
YWCA of Richmond	Homeless Prevention	\$14,500.00	\$14,500.00
	Total	\$14,500.00	\$14,500.00
	Total Remaining to be Drawn		\$0.00
	Percentage Remaining to be Drawn		0.00%
CARITAS	Shelter	\$20,000.00	\$20,000.00
	Total	\$20,000.00	\$20,000.00
	Total Remaining to be Drawn		\$0.00
	Percentage Remaining to be Drawn		0.00%
Commonwealth Catholic Charities	Homeless Prevention	\$5,888.00	\$5,888.00
	Total	\$5,888.00	\$5,888.00
	Total Remaining to be Drawn		\$0.00
	Percentage Remaining to be Drawn		0.00%
Housing Families First	Shelter	\$35,250.00	\$35,250.00
	Rapid Re-Housing	\$50,000.00	\$50,000.00
	Total	\$85,250.00	\$85,250.00
	Total Remaining to be Drawn		\$0.00
	Percentage Remaining to be Drawn		0.00%



U.S. Department of Housing and Urban Development
Office of Community Planning and Development
Integrated Disbursement and Information System
PR91 - ESG Financial Summary
HENRICO COUNTY, VA
2017

DATE: 11-07-18
TIME: 14:49
PAGE: 5

ESG Subrecipients by Activity Category

Activity Type	Subrecipient
Shelter	CARITAS
	Housing Families First
Homeless Prevention	YWCA of Richmond
	Commonwealth Catholic Charities
Rapid Re-Housing	Housing Families First
Data Collection (HMIS)	Homeward
Administration	HENRICO COUNTY

Notice of Availability of CAPER for Review and Comment

Published in the Richmond Times Dispatch, December 4, 2018

REQUEST FOR PUBLIC REVIEW AND COMMENT

In accordance with HUD regulations at 24CFR 91.520, Henrico County will be submitting its Program Year 2017 CDBG, HOME, and ESG Consolidated Annual Performance and Evaluation Report (CAPER) by December 28, 2018. A draft of this report is available for 15 days for review and comment at the Henrico County Department of Community Revitalization at 4062 Crockett Street during normal business hours. The draft CAPER can also be viewed online at <http://henrico.us/revit/federal-block-grant-programs/caper/>. Internet access is available at all County public libraries. Comments may be submitted to the Henrico County Department of Community Revitalization, PO Box 90775, Henrico, VA 23273-0775 by phone (804) 501-7640 or by email at revitalization@henrico.us.

The screenshot shows the Henrico County website with a blue header and navigation menu. The main content area is titled "Consolidated Annual Performance and Evaluation Report (CAPER)". It includes a description of the report, a list of links to previous CAPER documents, and contact information for the Department of Community Revitalization. The footer contains quick links, government information, and sections.

Henrico County VIRGINIA

Traffic | Jobs | Schools | Libraries | Events

SERVICES GOVERNMENT DEPARTMENTS HISTORY NEWS CONTACT

Home / Community Revitalization / Federal Block Grant Programs / Consolidated Annual Performance and Evaluation Report (CAPER)

Federal Block Grant Programs

- CDBG, Home and ESG Program 2017-2018
- Community Development Block Grant Program (CDBG)
- Consolidated Annual Performance and Evaluation Report (CAPER)
- Consolidated Plan and Annual Action Plan
- Emergency Solutions Grant (ESG) Program
- HOME Investment Partnerships Program
- Program Partners

Consolidated Annual Performance and Evaluation Report (CAPER)

At the end of every federal funding program year, Henrico County is required to prepare a Consolidated Annual Performance and Evaluation Report (CAPER) to provide information to the United States Department of Housing and Urban Development (HUD). The program year follows the federal fiscal year of October 1 to September 30. The CAPER reports information on the performance and outcomes of federally funded programs and projects, and enables HUD, County officials and the public to evaluate the County's performance and determine whether the activities undertaken during the fiscal year helped to meet the County's five-year goals to address priority needs identified in the Consolidated Plan and the Annual Action Plan. The CAPER is submitted to HUD on approximately December 28 of each year. Prior to submission, and finalization of the document, the CAPER is available for public review and comment for 15 days. A summary of comments received is incorporated into the document prior to submission.

The most recent CAPER documents are available at the links below. For earlier documents, please contact the Department of Community Revitalization.

The DRAFT 2017-18 CAPER is available for public review and comment through December 19, 2018. The draft CAPER can also be reviewed at the Henrico County Department of Community Revitalization at 4062 Crockett Street during normal business hours. Comments may be submitted to the Henrico County Department of Community Revitalization, PO Box 90775, Henrico, VA 23273-0775 or by email at revitalization@henrico.us.

- DRAFT 2017-18 Consolidated Annual Performance and Evaluation Report (CAPER) (PDF)
- 2016-17 Consolidated Annual Performance and Evaluation Report (CAPER) (PDF)
- 2015-16 Consolidated Annual Performance and Evaluation Report (CAPER) (PDF)
- 2014-15 Consolidated Annual Performance and Evaluation Report (CAPER) (PDF)
- 2013-14 Consolidated Annual Performance and Evaluation Report (CAPER) (PDF)
- 2012-13 Consolidated Annual Performance and Evaluation Report (CAPER) (PDF)
- 2011-12 Consolidated Annual Performance and Evaluation Report (CAPER) (PDF)
- 2010 Tables and Reports (PDF)
- 2010 Consolidated Annual Performance and Evaluation Report (CAPER) (PDF)

Contact Us

Community Revitalization

Physical Address
4062 Crockett Street
Henrico, VA 23228

Phone
(804) 501-4757

Fax
(804) 501-7630

Mailing Address
P. O. Box 90775
Henrico, VA 23273-0775

Office Hours:
Monday to Friday
8:00 AM to 4:30 PM

Email
Director
Community Development
Community Maintenance

Quick Links

- File a Zoning or Environmental Complaint
- Community Cleanup Calendar & Address Lookup

Quick Links

- Traffic Conditions
- Apply for a Job
- Henrico County TV
- Residents
- Visitors
- Businesses

Government

- Board of Supervisors
- Board of Supervisors' Streaming Meetings
- Government
- Henrico's Budget
- Public Schools
- Public Library

Sections

- Public Data
- Transparency - Our Henrico Way
- Projects
- County Agencies
- Calendar
- Maps

Henrico County
4301 East Parham Road
Henrico, VA 23228
Contact Us

f t y