

Consolidated Annual Performance and Evaluation Report 2018-2019



Henrico County Department of Community Revitalization
December 2019



County of Henrico, Virginia



CDBG, HOME & ESG Programs **2018-2019 Consolidated Annual Performance and Evaluation Report**

Henrico County, Virginia

Henrico County Department of Community Revitalization, December 2019

Acknowledgements

The 2018-19 Consolidated Annual Performance and Evaluation Report was prepared by the County of Henrico Department of Community Revitalization, Division of Community Development.

County of Henrico Board of Supervisors

Chair, Tyrone E. Nelson, Varina
Vice Chairman, Thomas M. Branin, Three Chopt
Patricia O'Bannon, Tuckahoe
Daniel J. Schmitt, Brookland District
Frank Thornton, Fairfield

John A. Vithoukas, County Manager
Randall S. Silber, Deputy County Manager for Community Development

County of Henrico Department of Community Revitalization, Division of Community Development

Eric Leabough, Director of Community Revitalization
David Sacks, Community Development Manager
Geleene Goffena, AICP, CDBG Program Manager
Scott Carter, HOME & ESG Program Manager
Roy Props, Commercial Assistance Planner
Susan Armstrong, Account Clerk III

Additional assistance provided by the U.S. Department of Housing and Urban Development
Richmond Field Office, Office of Community Planning and Development
Ronnie J. Legette, Director
P. Anthony Brinkman, Ph.D., CPD Representative

Preface

The County of Henrico is a recipient of federal Community Block Grant (CDBG), HOME Investment Partnerships (HOME), and Emergency Solutions Grant (ESG) annual entitlement funds through the U. S. Department of Housing and Urban Development (HUD). A requirement of receiving these funds is to submit to HUD, within 90 days of the end of the program year, a report assessing progress in meeting the goals and objectives established in the Consolidated Plan and specific accomplishments and expenditures during the program year. The Henrico County program year is from October 1 to September 30.

The official submission of the Consolidated Annual Performance and Evaluation Report (CAPER) is provided to HUD through the online *eCon Planning Suite* in HUD's Integrated Disbursement and Information System (IDIS). Henrico County's CAPER submission will occur by December 28, 2019.

This document provides a printed version of information submitted to HUD through IDIS. This document is not the official submission, rather it is a compilation of the on-line information submitted, using a data exporting function provided by IDIS. Once exported, that information was reformatted to accommodate errors in the IDIS export, to provide a more user-friendly document, and to make available key informational reports used by HUD in evaluating local government programs for the year. These reports are provided as attachments to this document. Beginning with the 2016-17 CAPER, data for persons served with ESG funds is no longer provided in Section CR-65, rather is developed through the Sage HMIS Reporting Repository. A report from that system is provided directly to HUD. A copy of the report generated by that system is provided in the Appendix of this document.

Any questions about the CAPER can be directed to:

County of Henrico
Department of Community Revitalization
4062 Crockett Street 23228
Or by mail at
P.O. Box 90775
Henrico Virginia 23273-0775
804-501-4757
Revitalization@henrico.us

Contents

CR-05 - Goals and Outcomes	1
CR-10 – Racial and Ethnic composition of families assisted	4
CR-15 – Resources and Investments.....	5
CR-20 - Affordable Housing.....	11
CR-25 - Homeless and Other Special Needs	13
CR-30 - Public Housing	15
CR-35 - Other Actions.....	16
CR-40 - Monitoring.....	20
CR-45 - CDBG.....	21
CR-50 - HOME	21
CR-60 - ESG.....	23
CR-65 - Persons Assisted.....	26
CR-70 – ESG - Assistance Provided and Outcomes	29
CR-75 – Expenditures.....	30
Attachments.....	32

CR-05 - Goals and Outcomes

Progress the jurisdiction has made in carrying out its strategic plan and its action plan.

91.520(a)

This could be an overview that includes major initiatives and highlights that were proposed and executed throughout the program year.

Major accomplishments of Henrico County, Virginia for Program year 2018-19 include the following:

- Affordable housing was provided to 95 households through moderate home rehabilitation (10), critical home repairs (65), development of new affordable housing (2), and down payment assistance (18).
- Homelessness prevention, case management, shelter, street outreach and rapid re-housing services were provided to 769 people.
- Public service programs providing after-school programs and fair housing counseling or outreach were provided to 134 people. (The total 127 as shown in the chart below reflects the children served by the CONNECT program and does not include 17 individuals who received fair housing counseling from HOME Inc. This activity was classified under admin/planning and beneficiary data was not reported in IDIS.)
- Economic development assistance resulted in the creation of 11 new jobs for low-income persons.

Comparison of the proposed versus actual outcomes for each outcome measure submitted with the consolidated plan and explain, if applicable, why progress was not made toward meeting goals and objectives. 91.520(g)

Categories, priority levels, funding sources and amounts, outcomes/objectives, goal outcome indicators, units of measure, targets, actual outcomes/outputs, and percentage completed for each of the grantee's program year goals.

Goal	Category	Source / Amount	Indicator	Unit of Measure	Expected – Strategic Plan	Actual – Strategic Plan	Percent Complete	Expected – Program Year	Actual – Program Year	Percent Complete
Assist Homeless Families in Obtaining Housing	Homeless	CDBG: \$40,000 / ESG: \$271,544	Public service activities other than Low/Moderate Income Housing Benefit	Persons Assisted	0	0		25	32	128.00%
Assist Homeless Families in Obtaining Housing	Homeless	CDBG: \$ / ESG: \$	Tenant-based rental assistance / Rapid Rehousing	Households Assisted	102	0	0.00%	16	32	200.00%

Emergency Shelter and Supportive Services	Homeless	ESG: \$158,401	Homeless Person Overnight Shelter	Persons Assisted	485	0	0.00%	156	104	66.67%
Improvements to Low/Mod Areas	Non-Housing Community Development	CDBG: \$450,000	Public Facility or Infrastructure Activities other than Low/Moderate Income Housing Benefit	Persons Assisted	2500	1235	49.40%	2670	1235	46.25%
Increase Affordable Homeownership Opportunities	Affordable Housing	CDBG: \$ / HOME: \$ / ESG: \$	Homeowner Housing Added	Household Housing Unit	0	21		2	2	100.00%
Increase Affordable Homeownership Opportunities	Affordable Housing	CDBG: \$125,000 / HOME: \$450,000	Direct Financial Assistance to Homebuyers	Households Assisted	50	0	0.00%	19	19	100.00%
Increase Job Opportunities for LMI Individuals	Economic Development		Jobs created/retained	Jobs	36	0	0.00%			
Prevent Homelessness	Homeless	CDBG: \$34,758 / ESG: \$142,560	Homelessness Prevention	Persons Assisted	3250	0	0.00%	760	605	79.61%
Provide Public Services for Low/Mod Populations	Non-Housing Community Development	CDBG: \$910,000	Public service activities other than Low/Moderate Income Housing Benefit	Persons Assisted	1000	127	12.70%	120	127	105.83%
Rehabilitation of Existing Housing	Affordable Housing	CDBG: \$ / HOME: \$ /	Homeowner Housing Added	Household Housing Unit	9	0	0.00%	2	2	100.00%
Rehabilitation of Existing Housing	Affordable Housing	CDBG: \$2,809,100 HOME: \$1,661,000	Homeowner Housing Rehabilitated	Household Housing Unit	240	84	35.00%	80	75	93.75%
Revitalize Older Commercial Corridors	Economic Development	CDBG: \$1,255,000	Facade treatment/business building rehabilitation	Business	7	0	0.00%			
Revitalize Older Commercial Corridors	Economic Development	CDBG: \$1,255,000	Jobs created/retained	Jobs	38	7	18.42%	7	11	157.14%
Revitalize Older Commercial Corridors	Economic Development	CDBG: \$1,255,000	Businesses assisted	Businesses Assisted	1450	6	0.41%	0	6	

Support Housing for Special Needs Populations	Affordable Housing	CDBG: \$	Rental units rehabilitated	Household Housing Unit	60	0	0.00%			
Support Non-Housing Needs for Special Populations	Non-Homeless Special Needs	CDBG: \$	Public Facility or Infrastructure Activities other than Low/Moderate Income Housing Benefit	Persons Assisted	150	165	110.00%	656	165	127.74%

Table 1 - Accomplishments – Program Year & Strategic Plan to Date

Assess how the jurisdiction’s use of funds, particularly CDBG, addresses the priorities and specific objectives identified in the plan, giving special attention to the highest priority activities identified.

The preservation and development of affordable housing, community economic development, mitigation and prevention of homelessness, and non-housing community development are the four high priority needs identified in the 2016 Consolidation Plan. These priorities were addressed in 2018-19 through the following programs:

- Homeowner Rehabilitation through project: HOMES. Ten homes were completed at a total cost of \$80,000 CDBG and \$495,616.50 HOME.
- Critical home repairs to homes owned by low/moderate-income residents through project:HOMES and Rebuilding Together Richmond. A total of 65 repairs were completed at a total cost of \$564,982 CDBG.
- Development of new affordable housing through CHDOs. Four vacant homes were purchased in PY 2018-19 for the rehabilitation and/or construction of single-family dwellings for sale to low-income, first-time homebuyers. Total expenditure of HOME (CHDO) funds from the PY 2018-19 for the two completed projects was \$79,914. In addition, these two projects were funded with with prior program year grants totaling \$136,642.
- Down payment and closing cost assistance through SCDHC to enable homeownership for low-income first-time homebuyers. Funding was provided for six homebuyers; six homebuyers were assisted at a total cost of \$13,500 CDBG and \$56,500 HOME.
- Down payment and closing cost assistance though HOME Inc. to enable homeownership for low-income first-time homebuyers. Funding was provided for 12 homebuyers; 13 homebuyers were assisted at a total cost of \$35,750 CDBG and \$137,798 HOME.
- After-school substance abuse and violence prevention through the CONNECT Program for at-risk youth and their parents residing in 11 low-income communities. 127 students were served throughout the program year at a total cost of \$156,797 CDBG.
- The job creation and retention objective was accomplished through the creation of 11 new FTE jobs for low- or moderate-income people through the Commercial Assistance and Enterprise Zone Design Assistance programs. PY2018-19 expenditures (including expenditures from prior year funds): \$190,544 CDBG. This resulted in an average of one job for every \$17,322 of CDBG expenditures for these programs.
- The Henrico ESG program served 601 households/persons through homeless prevention services at a cost of \$14,500; 32 persons through rapid re-housing services at a cost of \$45,000; and 104 persons (22 by Housing Families First; 82 by CARITAS) through case management and

shelter services at a cost of \$52,500.

- Children and adults with disabilities were served through capital improvements at two public facilities – completion of a playground at St Joseph’s Villa and completion of a multi-purpose building at Soar365’s (formerly Greater Richmond ARC) Camp Baker in Chesterfield County. A total of 838 people, including 158 LMI Henrico residents, will be served at these two facilities at a total cost of \$175,000 CDBG.
- A multi-year project to complete the renovation and new construction of 80 units of housing for formerly homeless individuals at New Clay House II was completed. Five units are guaranteed for Henrico citizens for at least 15 years. This project was funded with \$250,000 CDBG from PY2015 and PY2016.

CR-10 - Racial and Ethnic composition of families assisted

Describe the families assisted (including the racial and ethnic status of families assisted).

91.520(a)

	CDBG	HOME	ESG
White	17	4	16
Black or African American	85	28	334
Asian	1	1	0
American Indian or American Native	0	0	0
Native Hawaiian or Other Pacific Islander	1	0	2
Total	104	33	352
Hispanic	0	0	4
Not Hispanic	104	33	0

Table 2 – Table of assistance to racial and ethnic populations by source of funds

Narrative

The numbers in the CDBG column in Table 2 above reflect only non-housing activities including CONNECT, St Joseph's Villa Playground, SOAR365 Camp Baker Multi-purpose Building, Design Assistance, Commercial Assistance, and Circle Center Entryway Improvements (2017). Households served through housing activities adds another 17 White households, 85 Black/African American households, 1 Asian household, and 1 Black/African American & White household.

In PY2018-19, the vast majority of families/individuals assisted were non-white minorities. For CDBG, 67% of those assisted (non-housing and housing activities) were racial minorities. For HOME, 88% of those assisted were racial minorities. For ESG, 95% of those assisted were racial minorities. Overall, the County's population is 40% racial minorities.

CR-15 - Resources and Investments 91.520(a)

Identify the resources made available

Source of Funds	Source	Resources Made Available	Amount Expended During Program Year
CDBG	public - federal	1,795,562	\$1,623,232.68
HOME	public - federal	938,902	\$907,262.71
ESG	public - federal	138,560	\$105,088

Table 3 - Resources Made Available

Narrative

Table 3- "Resources Made Available" reflects PY 2018-19 allocations plus prior year funds brought forward and prior year program income (HOME only). These figures reflect the additional funds provided in the August 14, 2019 amendment to the *2018 Action Plan*.

"Amount Expended" for **CDBG** reflects draws that were all associated with expenses that occurred during PY 2018-19. Included in this total are \$387,379.88 in draws that occurred after the end of the program year and assigned to the prior year (2018)

"Amount Expended" for **HOME** reflects draws that occurred during PY 2018-19, some of which were associated with prior year expenses, and some of which were associated with prior year grant funds. In addition, not reflected in the total in Table 3 are 2018 grant funds expended (drawn) in the first few months of PY 2019

"Amount Expended" for **ESG** reflects draws that occurred during the program year, \$7,126.50 of which are associated with PY 2018 grant funds. In addition, not reflected in the total in Table 3 are 2018 grant funds expended (drawn) in the first few months of 2019 totaling \$40,377.66.

Information for amounts expended was derived from PR-07 reports, *Drawdown Report by Voucher Number – Vouchers Submitted to LOCCS*.

\$28,791 of HOME Program Income was received and expended (drawn) during the program year. An additional \$6,570 received in PY 2017 was expended (drawn) during PY 2018.

Identify the geographic distribution and location of investments

Target Area	Planned Percentage of Allocation	Actual Percentage of Allocation	Narrative Description
County-wide	96	100	

Table 4 – Identify the geographic distribution and location of investments

Narrative

CDBG and HOME funds investments for PY2018-19 were primarily, but not exclusively, concentrated in the central to eastern portion of the County. Funds were not restricted to any area of the County. As described in the *2018 Action Plan*, 3.6 percent of CDBG funds (\$100,000) was allocated in the Laburnum Gateway areas to provide enhanced street lighting along Laburnum Avenue in the area of the St. Luke Apartments, a 496-unit project-based voucher community. Engineering for the project continued during 2018-19 and easements began being acquired, however no CDBG funds were drawn or expended.

Leveraging

Explain how federal funds leveraged additional resources (private, state and local funds), including a description of how matching requirements were satisfied, as well as how any publicly owned land or property located within the jurisdiction that were used to address the needs identified in the plan.

The use of federal CDBG and HOME funds by Henrico County leveraged over \$3,802,014 in state, local, federal, and private funds (computed as applicable Nondepartmental budget allocations plus HOME and ESG match contributed during the program year). Sources of leveraged funds included \$3,426,248 of PY 2018-19 local funds from the Henrico County Nondepartmental budget and the budgets of the Departments of Building Inspections and Community Revitalization. Several agencies operate their programs in publicly-owned facilities or on publicly-owned lands. Agencies supported are as follows:

- Better Housing Coalition \$38,405
- CARITAS \$50,000
- CASA (Court Appointed Special Advocates) \$5,000
- Children's Hospital \$1,500
- Community Brain Injury Services (Mill House) \$26,250
- Community Maintenance Program (DCR & BI) \$2,203,597
- Cultural Arts Center at Glen Allen \$600,000
- FeedMore (Meals on Wheels, Central VA Foodbank) \$25,000
- FISH (Eastern Henrico County) \$26,244
- Lewis Ginter Botanical Garden \$115,000
- Henrico Community Partners \$2,300
- Henrico Police Athletic League \$21,000
- Hilliard House \$70,000
- Homeward \$20,500
- The Read Center, \$19,500
- Resources for Independent Living \$36,162
- Richmond Area ARC (Camp Baker) \$7,500
- Safe Harbor \$20,000
- Salvation Army \$16,000
- Senior Connections (CAAA) \$56,000
- St. Joseph's Villa \$35,000
- YWCA \$31,290

For FY 2018-19 Henrico County Public Schools (HCPS) was in year 2 of a 3-year grant under the McKinney-Vento Homeless Education Act. The award amount is \$68,000 for each of the years in the 3-year grant cycle, continuing through year 2019-20. In addition to the \$68,000 budgeted for 2018-19, HCPS received a bonus of \$1,500, making the total McKinney-Vento allocation \$69,500 for year 2.

Henrico County served 1,120 homeless students in the 2018-19 school year, an increase of 132 students over the previous year. This was a significant increase over 2017-18. Additional staffing has allowed HCPS to closely follow up with families to make sure all students in an eligible family are identified and receiving services. It's not known at this point if there is a surge in numbers of eligible students or if HCPS improved identification efforts are responsible for the increase. HCPS Office of Federal Programs continues to provide Title 1 "set-aside" funds to support students whose families are experiencing homelessness.

As of May 2018, Henrico Area Mental Health & Developmental Services (HAMHDS) had 257 Housing Choice Vouchers under lease; 242 of those vouchers are being used in Henrico County. The Central Virginia Resource Corporation (CVRC) reported as of May 2018 have 1,486 leased families throughout the Richmond metropolitan area and of those 413 are currently leased in Henrico County. The Richmond Redevelopment and Housing Authority administers 1,886 vouchers where households reside in Henrico County (Source: HUD Community Assessment Reporting Tool (CART), <https://egis.hud.gov/cart/>) Richmond Residential Services also manages vouchers which may be in use in Henrico County. A specific number is not available. When last reported, Richmond Residential Services manages 185 vouchers for adults with intellectual disabilities and through the HUD Veterans Affairs Supportive Housing (HUD-VASH) program. The specific number of those vouchers currently used in Henrico County is not available. Richmond Redevelopment and Housing Authority (RRHA) manages vouchers in the Richmond metropolitan area. A minimum of 427 vouchers are used in Henrico County. An additional 390 vouchers are used in zip codes that contain portions of both Henrico County and the City of Richmond. RRHA is not able to provide information on the specific location of those vouchers.

The Henrico County Department of Social Services' Intake & Information & Referral Unit performs intake functions for both Child Protective Service and Adult Protective Services. The unit also provides information and referral services for those seeking assistance, and will occasionally assist to meet basic needs when funding is available. The unit also works closely with the Greater Richmond Continuum of Care and the Homeless Crisis Line by providing foster care prevention services to families with minor children who are without shelter.

Henrico County owns the land and building used by Housing Families First as a shelter and administrative offices for a rapid rehousing program.

Fiscal Year Summary – HOME Match	
1. Excess match from prior Federal fiscal year	\$22,734,634.33
2. Match contributed during current Federal fiscal year	\$375,766
3. Total match available for current Federal fiscal year (Line 1 plus Line 2)	\$23,110,400
4. Match liability for current Federal fiscal year	\$188,665.09
5. Excess match carried over to next Federal fiscal year (Line 3 minus Line 4)	\$22,921,735

Table 5 – Fiscal Year Summary - HOME Match Report

Match Contribution for the Federal Fiscal Year								
Project No. or Other ID	Date of Contribution	Cash (non-Federal sources)	Foregone Taxes, Fees, Charges	Appraised Land/ Real Property	Required Infrastructure	Site Preparation, Construction Materials, Donated labor	Bond Financing	Total Match
1	11/28/2018	2,690	0	0	0	0	0	2,690
10	05/28/2019	2,710	0	0	0	0	0	2,710
11	06/06/2019	2,500	0	0	0	0	0	2,500
12	06/12/2019	2,625	0	0	0	0	0	2,625
13	09/20/2019	2,500	0	0	0	0	0	2,500
14	09/30/2019	0	0	0	0	69,446	0	69,446
15	12/13/2018	0	0	0	0	134,472	0	134,472
16	05/28/2019	4,210	0	0	0	0	0	4,210
17	05/31/2019	0	0	0	0	135,250	0	135,250
2	12/14/2018	1,888	0	0	0	0	0	1,888
3	12/14/2018	2,596	0	0	0	0	0	2,596
4	01/11/2019	2,319	0	0	0	0	0	2,319
5	01/29/2019	2,489	0	0	0	0	0	2,489
6	03/07/2019	3,451	0	0	0	0	0	3,451
7	03/19/2019	2,056	0	0	0	0	0	2,056
8	03/29/2019	2,100	0	0	0	0	0	2,100
9	04/30/2019	2,464	0	0	0	0	0	2,464

Table 6 – Match Contribution for the Federal Fiscal Year

HOME MBE/WBE report

Program Income – Enter the program amounts for the reporting period				
Balance on hand at begin-ning of reporting period	Amount received during reporting period	Total amount expended during reporting period	Amount expended for TBRA	Balance on hand at end of reporting period
\$	\$	\$	\$	\$
\$6,570	\$28,791	\$35,361	0	0

Table 7 – Program Income

Minority Business Enterprises and Women Business Enterprises – Indicate the number and dollar value of contracts for HOME projects completed during the reporting period						
	Total	Minority Business Enterprises				White Non-Hispanic
		Alaskan Native or American Indian	Asian or Pacific Islander	Black Non-Hispanic	Hispanic	
Contracts						
Number	13	0	0	2	2	9
Dollar Amount	\$759,024	\$0	\$0	\$76,740	\$53,125	\$312,334
Sub-Contracts						
Number	2	0	0	0	0	2
Dollar Amount	\$19,255	\$0	\$0	\$0	\$0	\$19,255
	Total	Women Business Enterprises	Male			

Contracts			
Number	13	0	13
Dollar Amount	\$759,024	\$0	\$759,024
Sub-Contracts			
Number	2	0	2
Dollar Amount	\$33,222	\$0	\$33,222

Table 8 - Minority Business and Women Business Enterprises

Minority Owners of Rental Property – Indicate the number of HOME assisted rental property owners and the total amount of HOME funds in these rental properties assisted						
	Total	Minority Property Owners				White Non-Hispanic
		Alaskan Native or American Indian	Asian or Pacific Islander	Black Non-Hispanic	Hispanic	
Number	0	0	0	0	0	0
Dollar Amount	\$0	\$0	\$0	\$0	\$0	\$0

Table 9 – Minority Owners of Rental Property

Relocation and Real Property Acquisition – Indicate the number of persons displaced, the cost of relocation payments, the number of parcels acquired, and the cost of acquisition						
Parcels Acquired		0	0			
Businesses Displaced		0	0			
Nonprofit Organizations Displaced		0	0			
Households Temporarily Relocated, not Displaced		0	0			
Households Displaced	Total	Minority Property Enterprises				White Non-Hispanic
		Alaskan Native or American Indian	Asian or Pacific Islander	Black Non-Hispanic	Hispanic	
Number	0	0	0	0	0	0
Cost	\$0	\$0	\$0	\$0	\$0	\$0

Table 10 – Relocation and Real Property Acquisition

CR-20 - Affordable Housing 91.520(b)

Evaluation of the jurisdiction's progress in providing affordable housing, including the number and types of families served, the number of extremely low-income, low-income, moderate-income, and middle-income persons served.

	One-Year Goal	Actual
Number of Homeless households to be provided affordable housing units	776	637
Number of Non-Homeless households to be provided affordable housing units	101	96
Number of Special-Needs households to be provided affordable housing units	0	0
Total	867	733

Table 11 – Number of Households

	One-Year Goal	Actual
Number of households supported through Rental Assistance	16	32
Number of households supported through The Production of New Units	2	2
Number of households supported through Rehab of Existing Units	80	75
Number of households supported through Acquisition of Existing Units	19	19
Total	117	128

Table 12 – Number of Households Supported

Discuss the difference between goals and outcomes and problems encountered in meeting these goals.

Table 11 --The "one-year goal" numbers represent: 776 persons served with rapid re-housing, or homelessness prevention; 101 households served through moderate housing rehabilitation, minor home repair, down payment assistance, and the production of new units.

"Actual" numbers result from the following: 605 persons served through the YWCA hotline and Catholic Commonwealth Charities (homeless prevention), and 32 persons served with rapid re-housing through Housing Families First, for a total of 637. 65 households were served with emergency or minor repair, 10 households were served with moderate housing rehabilitation, 19 households provided down payment assistance, and two households provided affordable housing through CHDO developed projects, for a total of 101 providing a grand total of 733. Two households benefited from CHDO-produced housing and also received down payment assistance.

Table 12 -- The above 'Actual' numbers represent: 32 persons provided rapid re-housing (rental assistance); 2 households provided with production of new units; 75 households provided with homeowner rehab or repair; and 19 down payments assistance grants for first-time homebuyers (acquisition of existing units).

The discrepancy between the one-year goals and actuals related rehabilitation of existing units was due to staffing issues with one subrecipient that was unable to complete its commitment during the program year. Funds will be carried over into PY 2019 to enable completion of these units.

Discuss how these outcomes will impact future annual action plans.

Given the success with the homeowner repair and rehabilitation programs, little change is expected. Performance of all programs is closely monitored so that mid-year program adjustments and reallocations can be made. Allocations will be reduced in future Action Plans for subrecipients who are unable to fully meet their expectations and spend the funds allocated. Subrecipients who demonstrate they are able meet their goals and spend all funds are considered for additional funding in future years.

Include the number of extremely low-income, low-income, and moderate-income persons served by each activity where information on income by family size is required to determine the eligibility of the activity.

Number of Households Served	CDBG Actual	HOME Actual
Extremely Low-income	20	2
Low-income	37	15
Moderate-income	42	16
Total	99	33

Table 13 – Number of Households Served

The CDBG numbers above include the households or individuals served under the project:HOMES repair program, project:HOMES rehab program admin, Home Inc and Southside Community Development and Housing Corp homeownership counseling (down payment assistance programs), and New Clay House. This includes some double-counting of households served by HOME funded programs, particularly in home rehab admin and down payment assistance programs.

CR-25 - Homeless and Other Special Needs 91.220(d, e); 91.320(d, e); 91.520(c)

Evaluate the jurisdiction's progress in meeting its specific objectives for reducing and ending homelessness through:

Reaching out to homeless persons (especially unsheltered persons) and assessing their individual needs

During 2018-19 Henrico County funded eight non-profit corporations through the Non-Departmental component of the General Fund budget to prevent homelessness, provide case management and food and shelter for homeless individuals, provide supportive services for homelessness and at risk of homelessness individuals and families, and enable the transition to permanent housing.

Services provided during 2018-19 with ESG funding were as follows:

- Housing Families First provided emergency shelter and/or rapid re-housing to 54 families or individuals.
- CARITAS provided support services and emergency shelter to 82 individuals.
- YWCA provided emergency safe housing, counseling, case management, transition housing, rapid re-housing, and/or financial assistance to 601 Henrico individuals or families.
- Commonwealth Catholic Charities provided street outreach to 32 individuals to assess their needs and provide referrals as needed.

Addressing the emergency shelter and transitional housing needs of homeless persons

During PY 2018-19, Henrico County utilized ESG funding for the following program components:

- Shelter
- Homeless Prevention
- Rapid Re-housing
- Data Collection (HMIS)
- Administration
- Street Outreach

Shelter received 37.9% of the allocation followed by Rapid Re-housing with 32.5% of the allocation, Homeless Prevention received 10.5% of the allocation, Street Outreach received 9.9% of the allocation and Data Collection (HMIS) with 1.8% of the allocation. 99.8% of the PY 2018-19 ESG grant was expended during the Program Year. (including funds drawn in the first month of 2019-20). The funds enabled homeless prevention activities for 601 persons, rapid re-housing activities for 32 persons/households, street outreach for 32 persons and shelter for 104 persons.

Helping low-income individuals and families avoid becoming homeless, especially extremely low-income individuals and families and those who are: likely to become homeless after being discharged from publicly funded institutions and systems of care (such as health care facilities, mental health facilities, foster care and other youth facilities, and corrections programs and institutions); and, receiving assistance from public or private agencies that address housing, health,

social services, employment, education, or youth needs

In the period from October 1, 2018 to September 30, 2019, The Services Intake unit took 1657 Child Protective Services reports, **871** Adult Protective Services reports , and **1096** screening requests. HDSS also responded to 1538 calls for Information and Referral related to emergency needs requests, and provided financial assistance to **126** households.

HDSS relies on the support of HEARTH of Henrico to assist customers seeking Information and Referral to help with rent and utilities. Of the **126** total households who received financial assistance, **107** households were served with funds provided wholly or in-part by HEARTH of Henrico and an EFSP grant through HEARTH of Henrico.

Helping homeless persons (especially chronically homeless individuals and families, families with children, veterans and their families, and unaccompanied youth) make the transition to permanent housing and independent living, including shortening the period of time that individuals and families experience homelessness, facilitating access for homeless individuals and families to affordable housing units, and preventing individuals and families who were recently homeless from becoming homeless again

ESG funds enabled homeless prevention activities for 601 persons, rapid-re-housing activities for 32 persons/households, street outreach for 32 persons and shelter for 104 persons. The allocation to four organizations helped Henrico County serve a total of 769 persons/households.

CR-30 - Public Housing 91.220(h); 91.320(j)

Actions taken to address the needs of public housing

The County of Henrico has no public housing. Henrico County encourages affordable homeownership for low-income households through several programs. Specific actions during PY 2018-19 to remove barriers and promote affordable housing include the following:

- Allocation of \$158,495 to HOME Inc. for down payment and closing costs assistance and homeownership counseling.
- Allocation of \$83,000 to Southside Community Development and Housing Corporation for down payment and closing costs assistance and homeownership counseling.
- Allocation of \$565,329 to project: HOMES for Critical Home Repairs and a mid-year Action Plan amendment to provide an additional allocation of \$8,000, for a total program allocation \$573,329.
- Allocation of \$95,000 to Rebuilding Together Richmond for a Home Repair Program.
- Allocation of \$575,000 to project: HOMES for the moderate home rehabilitation program, and a mid-year Action Plan amendment to provide an additional allocation of \$33,882 for a total program allocation \$608,882.
- Allocation of \$135,000 for CHDO activities to create new affordable housing.

Actions taken to encourage public housing residents to become more involved in management and participate in homeownership

The County of Henrico has no public housing.

Actions taken to provide assistance to troubled PHAs

The County of Henrico has no public housing.

CR-35 - Other Actions 91.220(j)-(k); 91.320(i)-(j)

Actions taken to remove or ameliorate the negative effects of public policies that serve as barriers to affordable housing such as land use controls, tax policies affecting land, zoning ordinances, building codes, fees and charges, growth limitations, and policies affecting the return on residential investment. 91.220 (j); 91.320 (i)

Henrico County works in numerous ways to reduce the barriers to affordable housing. Building codes and tax policies are governed by state law and not subject to local adjustment but the County continues to provide an exemption from real estate taxes for low/moderate-income seniors and disabled homeowners through the Real Estate Advantage Program (REAP). Henrico reduces barriers to residential development of all types by not requiring cash proffers. The real estate tax rate in Henrico County is among the lowest in the region, and is the lowest among large urban localities in Virginia. The Comprehensive Plan designates substantial area for residential development and Henrico County regularly approves new subdivisions and multi-family development for all income levels. During County Fiscal Year 2018-19, permits were issued for 922 new single-family homes (a decrease of 15% from the prior year); 116 permits were issued for multi-family buildings, an increase of 50% from the prior year.

The Analysis of Impediments to Fair Housing Choice, prepared by a consultant independent from Henrico County and completed in September 2015, identified no impediments to fair housing choice resulting from the negative effects of public policies.

A biannual analysis undertaken in PY 2016 as part of the development of the 2016 Consolidated Plan and the 2016-17 Action Plan evaluated the opportunities for affordable housing for Henrico home purchasers. That analysis determined that 55% of the single-family homes in the County were affordable by households earning up to 80% Area Median Income, if available for purchase. This is a decrease from 2015 when 62% fell into this category. Other analyses on a regional level are underway and the results of one of those analyses will be available in December 2019.

Within the rental housing market there are 2,311 units supported by project-based housing choice vouchers or equivalent, providing housing opportunities for very low income households. There are also 3,596 additional rental units supported by low income housing tax credits (including 131 units under construction and not yet completed; and additional rent restricted units supported by tax exempt bond financing.

Actions taken to address obstacles to meeting underserved needs. 91.220(k); 91.320(j)

While there are several constraints to meeting the needs of low-, very low-, and moderate-income residents, the primary obstacle is the lack of funding to fully address all needs. In response to the level of need, Henrico County continued to provide local funding to non-profit agencies through the general fund non-departmental budget. The County provided homeless prevention services and assistance for County residents, and continued on a County-wide basis to encourage economic development leading to job growth, much of which is targeted to low-, very low-, and moderate-income persons. Through the Henrico Area Mental Health and Development Services, the County continued to administer Housing Choice Vouchers for 257 families. The County also encouraged all types of residential development and has been supportive of the use of low-income housing tax credits for the rehabilitation of multi-family housing for low- and moderate-income persons. For the 2018-19 Program Year, Henrico County continued to address its greatest need, addressing the condition of existing housing of low-income homeowners. During PY 2018-19, 75 households received housing repair or

rehabilitation assistance through the County's program partners.

During PY 2018, Henrico County allocated \$13,670 in ESG funding for a new program of homeless outreach and served 32 persons through a non-profit partner, and reallocated CDBG funds to that same partner for homelessness prevention. During 2018, New Clay House was completed, providing 80 supportive housing units. Henrico provided \$250,000 of 2015 and 2016 CDBG funds for the project.

To encourage and provide opportunities for new low- and moderate-income homebuyers, down payment and closing cost assistance was provided to 19 households.

Two apartment projects in Henrico County received allocations of Low-Income Housing Tax Credits from the Virginia Housing Development Authority in 2019: The Brook Villas received an allocation for 84 units of new construction, and the Cool Lane Apartments received an allocation for 86 accessible units.

Actions taken to reduce lead-based paint hazards. 91.220(k); 91.320(j)

As referenced in the Annual Action Plan, Henrico County provides up to \$5,000 for lead-based paint assessment and abatement for homes receiving assistance through the moderate rehabilitation program.

All CDBG and HOME activities in Henrico County which involve the purchase or repair/renovation of houses built prior to 1978 follow federal lead-based paint regulations. During the implementation of these activities, appropriate steps are taken depending on the level of funding for the unit when lead-based paint is detected or presumed to be present. Subrecipient staff is trained on lead-based paint requirements (HUD Lead Safe Work Practice Certification; EPA Renovation, Repair and Painting Certification; and Healthy Homes for Community Health Worker Certification) and practices and each homeowner in a pre-1978 home is provided the EPA/HUD booklet Protect Your Family From Lead in Your Home. Homeowners in repair/rehabilitation programs also receive the EPA booklet "The Lead-Safe Certified Guide to Renovate Right." A signature noting receipt of these documents is placed in each client file. Contractors used for repair/rehabilitation work are all EPA-certified under 40CFR Part 745.82 and 745.84.

Actions taken to reduce the number of poverty-level families. 91.220(k); 91.320(j)

The Commercial Assistance Program, the Enterprise Zone Façade Grant program, and the Enterprise Zone Design Assistance program facilitate development and expansion of businesses to create jobs available to low- and moderate-income persons including persons in poverty.

According to the 2013-2017 American Community Survey 5-Year Estimates (the most recent data available), 33,510 persons or 10.4% of the population were considered below the poverty level. This is a decrease of 308 persons, and a decrease in the poverty rate of 0.2 percentage points from the prior 5-year estimate.

Actions taken to develop institutional structure. 91.220(k); 91.320(j)

The County has designated staff to administer the programs and activities funded with CDBG, HOME and ESG funds. Staff works with the individual County Departments, including Public Works, Social Services, Recreation and Parks, Mental Health, Planning, Public Utilities, Building Inspections, Henrico County Public Schools, and the Division of Community Maintenance to coordinate the administration of programs that will be carried out by

these agencies. Staff regularly tracks the production and effectiveness of County agencies, and subrecipients tasked with implementing programs with CDBG, HOME, and ESG funds. PY 2018-19 was the fifth year of administering ESG funds and consequently County staff continued to build and foster relationships with homeless service providers and coordinating agencies. Program staff regularly meet to discuss program implementation, enhancements, and adjustments with these agencies. Of particular significance has been the participation on committees of the Continuum of Care, and for the first time, funding was provided for homeless outreach. During the program year, as part of a mid-year Action Plan amendment, an additional ESG provider was brought on board and provided funding to administer a homeless prevention program. Unspent 2015 funds were reallocated from Henrico Social Services to Commonwealth Catholic Charities for this purpose.

Actions taken to enhance coordination between public and private housing and social service agencies. 91.220(k); 91.320(j)

Actions taken included:

- Continued participation as an active partner in the Richmond Region Continuum of Care, addressing homeless issues in the metropolitan area.
- Continued representation on the Richmond LISC Local Advisory Committee for the encouragement of affordable housing opportunities in the metropolitan area.
- Continued representation on the regional non-profit Partnership for Housing Affordability.
- Continued representation on the Economic Development Authority Business Retention Committee visiting businesses located in the Enterprise Zone to encourage job creation and commercial revitalization.
- Continued policy of no cash proffers for the development of new single-family houses to ensure greater affordability.
- Provided funds for down-payment and closing costs assistance to facilitate homeownership opportunities for low-income individuals.
- Continued the Real Estate Investment Tax Abatement program for houses assessed at \$250,000 or less in value to increase affordability.
- Convened a monthly meeting of multiple County agencies (Resource Team) involved in addressing housing, social service, safety, and mental health needs of predominantly low-income Henrico residents.
- Participated in the bi-monthly meeting of the Richmond Community Development Alliance fostering coordination among Richmond area housing non-profits and the three entitlement jurisdictions.

Identify actions taken to overcome the effects of any impediments identified in the jurisdictions analysis of impediments to fair housing choice. 91.520(a)

In September 2015, a consultant working for Henrico County completed a new *Analysis of Impediments to Fair Housing Choice*. The analysis identified five categories of impediments with sixteen remedial actions recommended to the County, some as “conceptual frameworks” for further research. Impediments and actions taken during PY18-19 are provided below:

1. *Continue to support production of affordable housing with CHDO funds.* In PY18-19 Henrico County allocated \$135,000 for CHDO activities.
2. *Support non-profit partners to facilitate access to below-market rate units.* In PY18-19, Henrico County

- allocated HOME funds for 18 down payment assistance grants for low-income first time homebuyers.
3. *Support non-profit partners that maintain relationships with lenders.* In PY18-19, four such partners were supported through funding.
 4. *Support development and seek additional sources of funds for affordable housing.* No applicable opportunities for additional funding were identified during the year.
 5. *Encourage private sector support for LIHTC and AHP.* One project applied for LIHTC support in Henrico requesting a Revitalization Area designation. That project did not meet VHDA's technical requirements for the designation and the requested designation was not granted. That project did however receive its tax credit allocation. Henrico also provided support for the rehabilitation of a vacant nursing home into 86 accessible supportive units.
 6. *Inadequate Awareness of Fair Housing Rights.* For PY18-19, Henrico County funded HOME, Inc. to undertake fair housing outreach and education in Henrico. Additional funding was provided for PY 2019-20.
 7. *Partner with local industry to conduct outreach and education regarding fair housing.* See item 6 above.
 8. *Encourage Fair Housing Enforcement Agencies and HUD to increase fair housing testing.* These are ongoing activities of these agencies. HOME Inc. has a strong testing program in central Virginia.
 9. *Expand Routes for Public transportation.* In 2016-17, Henrico County made a substantial financial commitment to the Broad Street Bus Rapid Transit (the "Pulse") that will extend into Henrico County and became operational in spring 2018. The 2018-19 County General Fund increased GRTC bus transit service by expanding operating hours, including weekend service, for three routes. This was the largest bus transit expansion in Henrico County in over 25 years. \$1.2 million was allocated to enable this expansion.
 10. *Apply for funding for financial literacy.* This is an ongoing activity of several County agencies. The Junior Achievement Finance Park opened in October 2017 in the Libbie Mill Library. Henrico County provided the third floor of the new library and roughing out of the space.
 11. *Request the State to encourage lenders to offer assistance programs for households with predatory loans.* This issue was addressed with the State in PY 2016-17.
 12. *Provide language assistance to persons with LEP. Translation services are offered primarily through the services of Language Line for translation.* In PY 2018-19 HOME Inc. focused much of its CDBG-funded fair housing outreach to immigrant communities, participating in World Refugee Day, Spanish language radio ads, and housing brochures in multiple languages.
 13. *Encourage recruitment of industry providing living wages.* The County's Economic Development Authority (EDA) continuously recruits such employers. In Fiscal Year 2018-19, the Henrico EDA through its business recruitment program facilitated a capital investment of over \$814 million which resulted in the creation or retention of 1,090 jobs. These jobs were located throughout the County in all income areas.
 14. *Support Development that provides alternative housing choices.* In PY15-16 and PY16-17, a total of \$250,000 of CDBG funds was allocated towards the development of additional SRO units for homeless and disabled individuals. Funding has been allocated in the 2019-20 Action Plan for additional supportive housing through VSH
 15. *Support homeless prevention and rapid re-housing.* In PY18-19, a total of \$59,500 of ESG funds was allocated for these purposes.
 16. *Continue self-help programs.* The County continues its Operation Paintbrush and volunteer assistance programs, providing 2,576 hours of assistance in PY 2018-19.

CR-40 - Monitoring 91.220 and 91.230

Describe the standards and procedures used to monitor activities carried out in furtherance of the plan and used to ensure long-term compliance with requirements of the programs involved, including minority business outreach and the comprehensive planning requirements

Monitoring activities included a review of a sampling of program activities completed during the contract period. Individual project files for the reviewed subrecipient were evaluated to ensure compliance with HUD regulations, County requirements, other applicable standards as well as the approved project plans (for construction projects), compliance with environmental review requirements, and compliance with fair housing laws. Monitoring visits are attended by the representatives of the nonprofit staff, a representative from Henrico County's Department of Finance, the account clerk responsible the federal entitlement funds in the Department of Community Revitalization and/or and the Program Manager for the CDBG, HOME, or ESG program as appropriate. For construction and CHDO projects, invoices and billing records are reviewed to ensure that expenses incurred reflect the expenses charged to the project.

Monitoring results are provided in writing to subrecipients, first in draft form for review and comment. A final report is prepared within 30 days of receiving comment including, any necessary findings or concerns along with any required or recommended corrective actions.

County staff reviewed eligibility documentation for compliance with applicable program regulations including client eligibility, proposed property improvements, need for service as projects or undertaken.

The required organization structure, capacity, and financial status of CHDO's is reviewed whenever certification is required for a project.

In general, checklists and review procedures are implemented in accordance with HUD's *Community Planning and Development Monitoring Handbook*, February 2017.

All funding recipients are required to submit monthly reports detailing the status of all activities throughout the program year. County staff reviewed each monthly report for financial and programmatic accuracy and program progress. Site monitoring occurs regularly for construction projects while underway, and prior to construction and upon completion for rehabilitation and repair projects. For all projects and programs, as compliance issues arise during the year, immediate corrective actions are required of subrecipients and CHDO's.

All sub-recipients and users of Enterprise Zone grant funds are required to follow County procurement processes. These require solicitation of bids from WMBE firms for most purchases.

Citizen Participation Plan 91.105(d); 91.115(d)

Describe the efforts to provide citizens with reasonable notice and an opportunity to comment on performance reports.

Notice of the availability of a draft annual performance report was published in the *Richmond Times-Dispatch*, the *Richmond Free Press*, the *Henrico Citizen* and Henrico County Webpage. The Henrico County Webpages offer translation services through Google Translate. Citizens were given 15 days to review and provide comment on the document. The draft report was published on the County's website and a hard copy was available for review at the Department of Community Revitalization. During the review period, the CAPER webpage received 14 pageviews.

CR-45 - CDBG 91.520(c)

Specify the nature of, and reasons for, any changes in the jurisdiction's program objectives and indications of how the jurisdiction would change its programs as a result of its experiences.

There was one amendment to the 2018-19 Annual Action Plan. That amendment provided funding in December 2018 and August 2018 and (as permitted by HUD) submitted and approved in IDIS in August 2019. The amendment implemented the following:

- Reallocated 2015-16 CDBG funds in the amount of \$34,758 from Henrico Social Services to Commonwealth Catholic Charities to operate the same program of homelessness prevention.
- Incorporated HOME Program Income received in 2018-19 to the same programs that generated the income - \$4,884 to the HOME Inc Downpayment Assistance Program and \$23,907 to the project:HOMES Homeowner Rehabilitation Program.
- Reallocated unspent 2017-18 CDBG funds in the amount of \$8,000 to the project:HOMES Critical Home Repair Program.
- Reallocated unspent 2017-18 CDBG funds in the amount of \$9,975.02 to the project:HOMES Homeowner Rehab Program.

Does this Jurisdiction have any open Brownfields Economic Development Initiative (BEDI) grants?

No

[BEDI grantees] Describe accomplishments and program outcomes during the last year.

Not Applicable

CR-50 - HOME 91.520(d)

Include the results of on-site inspections of affordable rental housing assisted under the program to determine compliance with housing codes and other applicable regulations

Please list those projects that should have been inspected on-site this program year based upon the schedule in §92.504(d). Indicate which of these were inspected and a summary of issues that were detected during the inspection. For those that were not inspected, please indicate the reason and how you will remedy the situation.

No projects were inspected during PY18-19 as no affordable rental housing was assisted with HOME funds.

Provide an assessment of the jurisdiction's affirmative marketing actions for HOME units. 92.351(b)

In addition to furthering fair housing as described in Section CR-35, the Department of Community Revitalization

conducted the following activities to help reach a diverse population:

- Outreach efforts included marketing new homes on the internet, CHDO organization websites, bus tours, and radio advertisements.
- Provided outreach and support to programs that promote affordable housing.
- Housing units produced using HOME funds are listed on the local MLS. CHDO housing producers market houses to their homebuyer classes which have high minority representation.
- County staff annually provides presentations to approximately 25 community organizations on County housing programs, including the availability of new HOME units. These include organizations representing and located in minority communities.
- Subrecipients place ads in newspapers serving Henrico County.

Refer to IDIS reports to describe the amount and use of program income for projects, including the number of projects and owner and tenant characteristics

Home program income in the amount of \$28,791 was received during PY2018-19 in addition to \$6,570 in program income carried forward from PY2017-18. These amounts totaled \$35,361 and expended (drawn) during PY18-19 as a partial payment for a homeowner rehabilitation project. (IDIS activity # 1248). The owner characteristics for that project are: Black/African American, 30% to 50% AMI, Elderly and One-Person Household. Total amount of program income expended (drawn) during PY2018-19 was \$35,361.

Describe other actions taken to foster and maintain affordable housing. 91.220(k) (STATES ONLY): Including the coordination of LIHTC with the development of affordable housing). 91.320(j)

The CDBG- and HOME-funded projects completed during PY 2018-19 provided down payment assistance, minor home repairs, and moderate home rehabilitation. The projects fostered and maintained affordable housing in Henrico County for low- and moderate-income residents. In PY2018-19 funds were provided for the completion of ten moderate rehabilitation projects, 65 critical home repair projects, and 18 down payment assistance projects. All of these programs and projects are ongoing and will be renewed with PY 2019-20 funds. Two proposed multi-family developments in Henrico County sought Low Income Housing Tax credits for the construction of new housing units. Both received an allocation of tax credits through VHDA. The Brook Villas Apartments will contain 84 units in a mixture of one, two, and three bedroom units. The Cool Lane Apartments will contain 105 units of supportive housing as part of an adaptive reuse project. For the 2019-20 Program Year, \$250,000 in CDBG funds was allocated for the Cool Lane Apartments.

CR-60 - ESG 91.520(g) (ESG Recipients only)

ESG Supplement to the CAPER in *e-snaps*

For Paperwork Reduction Act

1. Recipient Information—All Recipients Complete

Basic Grant Information

Recipient Name	HENRICO COUNTY
Organizational DUNS Number	074735515
EIN/TIN Number	546001344
Identify the Field Office	RICHMOND
Identify CoC(s) in which the recipient or subrecipient(s) will provide ESG assistance	Greater Richmond Continuum of Care

ESG Contact Name

Prefix	Mr
First Name	David
Middle Name	M
Last Name	Sacks
Suffix	
Title	Community Development Manager

ESG Contact Address

Street Address 1	P.O. Box 90775
Street Address 2	4062 Crockett Street
City	Henrico
State	VA
ZIP Code	23273-
Phone Number	8045017611
Extension	
Fax Number	8045017630
Email Address	sac01@henrico.us

ESG Secondary Contact

Prefix	Mr
First Name	Scott
Last Name	Carter
Suffix	0
Title	HOME Program Manager
Phone Number	8045017612
Extension	0
Email Address	car80@henrico.us

2. Reporting Period—All Recipients Complete

Program Year Start Date	10/01/2018
Program Year End Date	09/30/2019

3a. Subrecipient Form – Complete one form for each subrecipient

Subrecipient or Contractor Name: HENRICO COUNTY

City: Richmond

State: VA

Zip Code: 23273, 0775

DUNS Number: 074735515

Is subrecipient a victim services provider: N

Subrecipient Organization Type: Unit of Government

ESG Subgrant or Contract Award Amount: \$10,390

Subrecipient or Contractor Name: HOMEWARD

City: Richmond

State: VA

Zip Code: 23224, 7505

DUNS Number: 145646183

Is subrecipient a victim services provider: N

Subrecipient Organization Type: Other Non-Profit Organization

ESG Subgrant or Contract Award Amount: \$2,500

Subrecipient or Contractor Name: CARITAS

City: Richmond

State: VA

Zip Code: 23220, 2314

DUNS Number: 787207281

Is subrecipient a victim services provider: N

Subrecipient Organization Type: Other Non-Profit Organization

ESG Subgrant or Contract Award Amount: \$20,000

Subrecipient or Contractor Name: YWCA

City: Richmond

State: VA

Zip Code: 23219, 2218

DUNS Number: 831287318

Is subrecipient a victim services provider: Y

Subrecipient Organization Type: Other Non-Profit Organization

ESG Subgrant or Contract Award Amount: \$14,500

Subrecipient or Contractor Name: Commonwealth Catholic Charities

City: Richmond

State: VA

Zip Code: 23229, 5011

DUNS Number: 057876781

Is subrecipient a victim services provider: N

Subrecipient Organization Type: Other Non-Profit Organization

ESG Subgrant or Contract Award Amount: \$13,670

Subrecipient or Contractor Name: Housing Families First

City: Henrico

State: VA

Zip Code: 23223, 4913

DUNS Number: 005615377

Is subrecipient a victim services provider: N

Subrecipient Organization Type: Other Non-Profit Organization

ESG Subgrant or Contract Award Amount: \$77,500

CR-65 - Persons Assisted

Note to Reader: Information previously provided in Section CR-65, beginning with the 2016-17 CAPER, is now provided via the HUD Sage system and can be found in the Appendix. Tables 16 through 23 have therefore been left blank.

4. Persons Served

4a. Complete for Homelessness Prevention Activities

Number of Persons in Households	Total
Adults	
Children	
Don't Know/Refused/Other	
Missing Information	
Total	

Table 16 – Household Information for Homeless Prevention Activities

4b. Complete for Rapid Re-Housing Activities

Number of Persons in Households	Total
Adults	
Children	
Don't Know/Refused/Other	
Missing Information	
Total	

Table 17 – Household Information for Rapid Re-Housing Activities

4c. Complete for Shelter

Number of Persons in Households	Total
Adults	
Children	
Don't Know/Refused/Other	
Missing Information	
Total	

Table 18 – Shelter Information

4d. Street Outreach

Number of Persons in Households	Total
Adults	
Children	
Don't Know/Refused/Other	
Missing Information	
Total	

Table 19 – Household Information for Street Outreach

4e. Totals for all Persons Served with ESG

Number of Persons in Households	Total
Adults	
Children	
Don't Know/Refused/Other	
Missing Information	
Total	

Table 20 – Household Information for Persons Served with ESG

5. Gender—Complete for All Activities

	Total
Male	
Female	
Transgender	
Don't Know/Refused/Other	
Missing Information	
Total	

Table 21 – Gender Information

6. Age—Complete for All Activities

	Total
Under 18	
18-24	
25 and over	
Don't Know/Refused/Other	
Missing Information	
Total	

Table 22 – Age Information

7. Special Populations Served—Complete for All Activities

Subpopulation	Number of Persons in Households			
	Total	Total Persons Served – Prevention	Total Persons Served – RRH	Total Persons Served in Emergency Shelters
Veterans				
Victims of Domestic Violence				
Elderly				
HIV/AIDS				
Chronically Homeless				

Persons with Disabilities:				
Severely Mentally Ill				
Chronic Substance Abuse				
Other Disability				
Total (unduplicated if possible)				

Table 23 – Special Population Served

CR-70 – ESG 91.520(g) - Assistance Provided and Outcomes

10. Shelter Utilization

Number of New Units – Rehabbed	0
Number of New Units – Conversion	0
Total Number of bed - nighths available	40,515
Total Number of bed - nights provided	36,205
Capacity Utilization	89.4%

Table 24 – Shelter Capacity

11. Project Outcomes Data measured under the performance standards developed in consultation with the CoC(s)

The data below provide totals and averages for agencies provided ESG funding by Henrico County based on all clients served (not just those identifying as being from Henrico).

The Greater Richmond Continuum of Care adopted performance measures for 2017, three of which are applicable to programs funded with Henrico County ESG funds. The HMIS staff run APR reports quarterly for review by the funded agencies and provides this information to the Project Development Manager. With the exception of providers primarily serving survivors of domestic violence, all programs use HMIS to collect data and monitor program outcomes. Measures and outcomes are as follows:

- Exits to permanent destinations: 44.5%
- Average length of stay (system leavers): 44 days
- Returns to homelessness (after exit to permanent destination): 14.3%

The Greater Richmond Continuum of Care (GRCoC) tracks HEARTH Act system level performance measures for the U.S. Department of Housing and Urban Development and the Virginia Department of Housing and Community Development. In addition, the GRCoC board regularly seeks public comments and reviews the system performance measures and indicators developed by the GRCoC Performance Measurement and Ranking Committees. The CoC uses the Homeless Management Information System (HMIS) to report on HEARTH outcomes and provides data for CAPER reports.

The system level performance measures and project level performance measures are used to review and rank applications for federal and state funding for homeless services. ESG staff participates in this ranking and review process. The GRCoC Ranking Committee advises all entitlement jurisdictions within the CoC on performance and alignment with community goals.

Overall, the number of people experiencing homelessness in the CoC has been consistently decreasing since the peak in 2009. From 2018 to 2019, the point-in-time number decreased 18.4% from 609 to 497 people experiencing homelessness in the GRCoC. The community continues to make progress in reducing the number of people who experience homelessness in our community. In 2018, the GRCoC worked to change its coordinated entry system to meet federal regulations and to meet community needs. The Homeless Crisis Line (HCL) is the largest Access Point for homeless services in the Greater Richmond Continuum of Care (GRCoC). The HCL provides safety planning, diversion, and connections to temporary options for individuals and families at risk of or experiencing homelessness throughout the GRCoC. The HCL currently receives an average of 5,200 phone calls per month.

CR-75 – Expenditures

11. Expenditures

11a. ESG Expenditures for Homelessness Prevention

	Dollar Amount of Expenditures in Program Year		
	2016	2017	2018
Expenditures for Rental Assistance	0	0	0
Expenditures for Housing Relocation and Stabilization Services - Financial Assistance	\$6,432	\$19,456	0
Expenditures for Housing Relocation & Stabilization Services - Services	\$14,500	\$14,500	\$14,500
Expenditures for Homeless Prevention under Emergency Shelter Grants Program	0	0	0
Subtotal Homelessness Prevention	\$20,932	\$33,956	\$14,500

Table 25 – ESG Expenditures for Homelessness Prevention

11b. ESG Expenditures for Rapid Re-Housing

	Dollar Amount of Expenditures in Program Year		
	2016	2017	2018
Expenditures for Rental Assistance	0	0	0
Expenditures for Housing Relocation and Stabilization Services - Financial Assistance	0	0	0
Expenditures for Housing Relocation & Stabilization Services - Services	0	0	0
Expenditures for Homeless Assistance under Emergency Shelter Grants Program	\$39,000	\$50,000	\$45,000
Subtotal Rapid Re-Housing	\$39,000	\$50,000	\$45,000

Table 26 – ESG Expenditures for Rapid Re-Housing

11c. ESG Expenditures for Emergency Shelter

	Dollar Amount of Expenditures in Program Year		
	2016	2017	2018
Essential Services	\$46,117	\$55,250	\$52,500
Operations	\$9,133	0	0
Renovation	0	0	0
Major Rehab	0	0	0
Conversion	0	0	0
Subtotal	\$55,250	\$55,250	\$52,500

Table 27 – ESG Expenditures for Emergency Shelter

11d. Other Grant Expenditures

	Dollar Amount of Expenditures in Program Year		
	2016	2017	2018
Street Outreach	0	0	\$13,670
HMIS	\$2,500	\$2,500	\$2,500
Administration	\$10,564	\$10,380	\$10,169.22

Table 28 - Other Grant Expenditures

11e. Total ESG Grant Funds

Total ESG Funds Expended	2016	2017	2018
	\$128,246	\$152,086	\$138,560

Table 29 - Total ESG Funds Expended

11f. Match Source

	2016	2017	2018
Other Non-ESG HUD Funds	0	0	0
Other Federal Funds	\$27,104	0	0
State Government	0	\$19,455.98	0
Local Government	0	0	0
Private Funds	\$180,862	\$7,741	116,170
Other	0	\$169,509	32,500
Fees	0	0	0
Program Income	0	0	0
Total Match Amount	\$207,966	\$196,706	\$148,670

Table 30 - Other Funds Expended on Eligible ESG Activities

11g. Total

Total Amount of Funds Expended on ESG Activities	2016	2017	2018
	\$336,212	\$348,792	\$287,230

Table 31 - Total Amount of Funds Expended on ESG Activities

Attachments

Figure 1: Areas of Investment of HOME and CDBG Funds

Table 1: Expenditures by Block Group

CDBG Financial Summary Report (PR-26)

CDBG Activity Summary Report (PR-03)

HOME Matching Liability report (PR-33)

Summary of Consolidated Plan Projects (PR-06)

Summary of Accomplishments – HOME (PR-23)

Summary of Accomplishments – CDBG (PR-23)

ESG Financial Summary – (PR-91)

SAGE Emergency Solutions Grant Data

Newspaper advertisement for notice of review period; screen print of web page

Figure 1. Areas of Investment of CDBG and HOME Funds
County of Henrico, Program Year 2018-19
Block Groups in which CDBG or HOME funds were spent -
homeowner, homebuyer, and Enterprise Zone activities

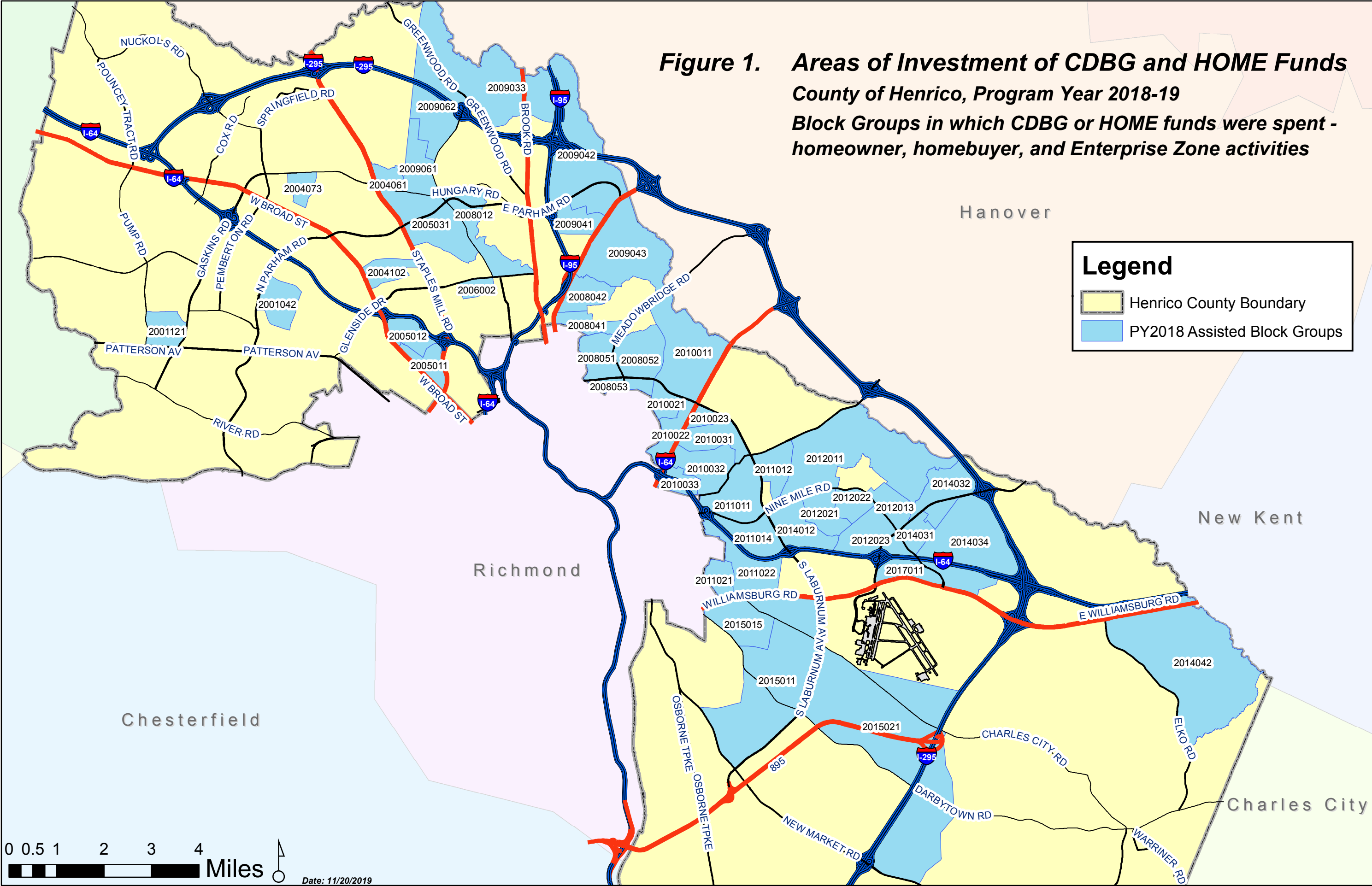


Table 1. 2018-19 CDBG and HOME Expenditures by Block Group

Census Block Group	CDBG		HOME		Total
	DPA, Repairs	Enterprise Zone	DPA, Rehabs	CHDO	
2001042	10,085.00				\$10,085.00
2001121	8,890.00				\$8,890.00
2004061			13,250.00		\$13,250.00
2004073	17,860.00				\$17,860.00
2004102	17,180.00				\$17,180.00
2005011		5,000.00			\$5,000.00
2005012	12,705.00				\$12,705.00
2005031	11,185.00				\$11,185.00
2006002	15,005.00		8,225.00		\$23,230.00
2008012	11,385.00				\$11,385.00
2008041	27,915.00				\$27,915.00
2008042	9,969.00				\$9,969.00
2008051	19,944.00		13,000.00		\$32,944.00
2008052	31,000.00				\$31,000.00
2008053	16,940.00		21,170.00		\$38,110.00
2009033	4,870.00				\$4,870.00
2009041	23,861.00		39,510.00		\$63,371.00
2009042	22,543.00		8,600.00		\$31,143.00
2009043	3,900.00				\$3,900.00
2009061	6,250.00		37,265.00		\$43,515.00
2009062	21,365.00				\$21,365.00
2010011	23,995.00		2,750.00	11,335.00	\$38,080.00
2010021	28,903.00		38,363.00		\$67,266.00
2010022	35,215.00		71,821.00		\$107,036.00
2010023	7,115.00				\$7,115.00
2010031	39,990.00		58,617.00		\$98,607.00
2010032	47,615.00		76,836.00	35,423.00	\$159,874.00
2010033	39,640.00		25,500.00		\$65,140.00
2011011	5,167.00				\$5,167.00
2011012	8,455.00				\$8,455.00
2011014	11,250.00		103,515.00		\$114,765.00
2011021	9,600.00				\$9,600.00
2011022	6,185.00				\$6,185.00
2012011	12,067.00		9,957.00		\$22,024.00
2012013	7,750.00		24,132.00	36,493.00	\$68,375.00
2012021	8,280.00				\$8,280.00
2012022	2,750.00		8,400.00	2,000.00	\$13,150.00
2012023	8,870.00	2,500.00			\$11,370.00
2014012	10,484.00				\$10,484.00
2014031	12,500.00		39,915.00		\$52,415.00
2014032	6,250.00		39,630.00		\$45,880.00
2014034	7,680.00				\$7,680.00
2014042	6,535.00				\$6,535.00
2015011	2,750.00		10,759.00		\$13,509.00
2015015	24,435.00				\$24,435.00
2015021	2,750.00		10,838.00		\$13,588.00
2017011	8,950.00				\$8,950.00



Office of Community Planning and Development
 U.S. Department of Housing and Urban Development
 Integrated Disbursement and Information System
 PR26 - CDBG Financial Summary Report
 Program Year 2018
 HENRICO COUNTY , VA

DATE: 12-09-19
 TIME: 9:12
 PAGE: 1

PART I: SUMMARY OF CDBG RESOURCES

01 UNEXPENDED CDBG FUNDS AT END OF PREVIOUS PROGRAM YEAR	701,378.18
02 ENTITLEMENT GRANT	1,692,829.00
03 SURPLUS URBAN RENEWAL	0.00
04 SECTION 108 GUARANTEED LOAN FUNDS	0.00
05 CURRENT YEAR PROGRAM INCOME	12.52
05a CURRENT YEAR SECTION 108 PROGRAM INCOME (FOR SI TYPE)	0.00
06 FUNDS RETURNED TO THE LINE-OF-CREDIT	0.00
06a FUNDS RETURNED TO THE LOCAL CDBG ACCOUNT	0.00
07 ADJUSTMENT TO COMPUTE TOTAL AVAILABLE	0.00
08 TOTAL AVAILABLE (SUM, LINES 01-07)	2,394,219.70

PART II: SUMMARY OF CDBG EXPENDITURES

09 DISBURSEMENTS OTHER THAN SECTION 108 REPAYMENTS AND PLANNING/ADMINISTRATION	1,382,111.24
10 ADJUSTMENT TO COMPUTE TOTAL AMOUNT SUBJECT TO LOW/MOD BENEFIT	0.00
11 AMOUNT SUBJECT TO LOW/MOD BENEFIT (LINE 09 + LINE 10)	1,382,111.24
12 DISBURSED IN IDIS FOR PLANNING/ADMINISTRATION	241,121.44
13 DISBURSED IN IDIS FOR SECTION 108 REPAYMENTS	0.00
14 ADJUSTMENT TO COMPUTE TOTAL EXPENDITURES	0.00
15 TOTAL EXPENDITURES (SUM, LINES 11-14)	1,623,232.68
16 UNEXPENDED BALANCE (LINE 08 - LINE 15)	770,987.02

PART III: LOWMOD BENEFIT THIS REPORTING PERIOD

17 EXPENDED FOR LOW/MOD HOUSING IN SPECIAL AREAS	0.00
18 EXPENDED FOR LOW/MOD MULTI-UNIT HOUSING	0.00
19 DISBURSED FOR OTHER LOW/MOD ACTIVITIES	1,382,111.24
20 ADJUSTMENT TO COMPUTE TOTAL LOW/MOD CREDIT	0.00
21 TOTAL LOW/MOD CREDIT (SUM, LINES 17-20)	1,382,111.24
22 PERCENT LOW/MOD CREDIT (LINE 21/LINE 11)	100.00%

LOW/MOD BENEFIT FOR MULTI-YEAR CERTIFICATIONS

23 PROGRAM YEARS(PY) COVERED IN CERTIFICATION	PY: 2018 PY: PY:
24 CUMULATIVE NET EXPENDITURES SUBJECT TO LOW/MOD BENEFIT CALCULATION	1,382,111.24
25 CUMULATIVE EXPENDITURES BENEFITING LOW/MOD PERSONS	1,382,111.24
26 PERCENT BENEFIT TO LOW/MOD PERSONS (LINE 25/LINE 24)	100.00%

PART IV: PUBLIC SERVICE (PS) CAP CALCULATIONS

27 DISBURSED IN IDIS FOR PUBLIC SERVICES	224,144.53
28 PS UNLIQUIDATED OBLIGATIONS AT END OF CURRENT PROGRAM YEAR	24,187.79
29 PS UNLIQUIDATED OBLIGATIONS AT END OF PREVIOUS PROGRAM YEAR	56,777.00
30 ADJUSTMENT TO COMPUTE TOTAL PS OBLIGATIONS	0.00
31 TOTAL PS OBLIGATIONS (LINE 27 + LINE 28 - LINE 29 + LINE 30)	191,555.32
32 ENTITLEMENT GRANT	1,692,829.00
33 PRIOR YEAR PROGRAM INCOME	0.00
34 ADJUSTMENT TO COMPUTE TOTAL SUBJECT TO PS CAP	0.00
35 TOTAL SUBJECT TO PS CAP (SUM, LINES 32-34)	1,692,829.00
36 PERCENT FUNDS OBLIGATED FOR PS ACTIVITIES (LINE 31/LINE 35)	11.32%

PART V: PLANNING AND ADMINISTRATION (PA) CAP

37 DISBURSED IN IDIS FOR PLANNING/ADMINISTRATION	241,121.44
38 PA UNLIQUIDATED OBLIGATIONS AT END OF CURRENT PROGRAM YEAR	0.00
39 PA UNLIQUIDATED OBLIGATIONS AT END OF PREVIOUS PROGRAM YEAR	0.00
40 ADJUSTMENT TO COMPUTE TOTAL PA OBLIGATIONS	0.00
41 TOTAL PA OBLIGATIONS (LINE 37 + LINE 38 - LINE 39 +LINE 40)	241,121.44
42 ENTITLEMENT GRANT	1,692,829.00
43 CURRENT YEAR PROGRAM INCOME	12.52
44 ADJUSTMENT TO COMPUTE TOTAL SUBJECT TO PA CAP	0.00
45 TOTAL SUBJECT TO PA CAP (SUM, LINES 42-44)	1,692,841.52
46 PERCENT FUNDS OBLIGATED FOR PA ACTIVITIES (LINE 41/LINE 45)	14.24%



Office of Community Planning and Development
 U.S. Department of Housing and Urban Development
 Integrated Disbursement and Information System
 PR26 - CDBG Financial Summary Report
 Program Year 2018
 HENRICO COUNTY , VA

DATE: 12-09-19
 TIME: 9:12
 PAGE: 2

LINE 17 DETAIL: ACTIVITIES TO CONSIDER IN DETERMINING THE AMOUNT TO ENTER ON LINE 17


Report returned no data.

LINE 18 DETAIL: ACTIVITIES TO CONSIDER IN DETERMINING THE AMOUNT TO ENTER ON LINE 18

Report returned no data.

LINE 19 DETAIL: ACTIVITIES INCLUDED IN THE COMPUTATION OF LINE 19

Plan Year	IDIS Project	IDIS Activity	Voucher Number	Activity Name	Matrix Code	National Objective	Drawn Amount
2018	14	1244	6293810	Greater Richmond ARC Camp Baker	03B	LMC	\$125,000.00
2018	15	1245	6323124	St. Joseph Villa Youth Fitness Park	03B	LMC	\$50,000.00
					03B	Matrix Code	\$175,000.00
2016	15	1225	6226289	Robinson Park Improvements	03F	LMA	\$280.50
2016	15	1225	6239952	Robinson Park Improvements	03F	LMA	\$100.00
2016	15	1225	6246827	Robinson Park Improvements	03F	LMA	\$17,430.00
2016	15	1225	6254067	Robinson Park Improvements	03F	LMA	\$634.44
2016	15	1225	6265240	Robinson Park Improvements	03F	LMA	\$109.14
2016	15	1225	6284776	Robinson Park Improvements	03F	LMA	\$38,582.15
2016	15	1225	6306981	Robinson Park Improvements	03F	LMA	\$41,949.43
					03F	Matrix Code	\$99,085.66
2018	6	1237	6219045	CONNECT Program	05D	LMC	\$16,991.22
2018	6	1237	6226284	CONNECT Program	05D	LMC	\$10,875.47
2018	6	1237	6239940	CONNECT Program	05D	LMC	\$10,816.04
2018	6	1237	6246824	CONNECT Program	05D	LMC	\$11,992.11
2018	6	1237	6254064	CONNECT Program	05D	LMC	\$11,952.16
2018	6	1237	6265233	CONNECT Program	05D	LMC	\$10,880.47
2018	6	1237	6273914	CONNECT Program	05D	LMC	\$16,769.44
2018	6	1237	6284782	CONNECT Program	05D	LMC	\$12,271.17
2018	6	1237	6293804	CONNECT Program	05D	LMC	\$13,742.13
2018	6	1237	6307001	CONNECT Program	05D	LMC	\$15,282.86
2018	6	1237	6308793	CONNECT Program	05D	LMC	\$12,689.19
2018	6	1237	6323105	CONNECT Program	05D	LMC	\$12,535.23
					05D	Matrix Code	\$156,797.49
2017	1	1190	6323119	CARITAS Center	05F	LMC	\$56,777.00
					05F	Matrix Code	\$56,777.00
2018	17	1259	6265245	Commonwealth Catholic Charities Homeless Prevention	05Q	LMC	\$3,917.00
2018	17	1259	6273911	Commonwealth Catholic Charities Homeless Prevention	05Q	LMC	\$70.00
2018	17	1259	6293814	Commonwealth Catholic Charities Homeless Prevention	05Q	LMC	\$1,219.50
2018	17	1259	6307009	Commonwealth Catholic Charities Homeless Prevention	05Q	LMC	\$2,922.60
2018	17	1259	6308801	Commonwealth Catholic Charities Homeless Prevention	05Q	LMC	\$2,440.94
					05Q	Matrix Code	\$10,570.04
2018	9	1240	6239953	HOME Inc Downpayment Assistance	13A	LMH	\$5,500.00
2018	9	1240	6246829	HOME Inc Downpayment Assistance	13A	LMH	\$2,750.00
2018	9	1240	6254068	HOME Inc Downpayment Assistance	13A	LMH	\$2,750.00
2018	9	1240	6265238	HOME Inc Downpayment Assistance	13A	LMH	\$11,000.00
2018	9	1240	6308798	HOME Inc Downpayment Assistance	13A	LMH	\$5,500.00
2018	10	1241	6254148	Southside Community Development & Housing Corporation Downpayment Assistance	13A	LMH	\$2,250.00
2018	10	1241	6273901	Southside Community Development & Housing Corporation Downpayment Assistance	13A	LMH	\$6,750.00
2018	10	1241	6284809	Southside Community Development & Housing Corporation Downpayment Assistance	13A	LMH	\$2,250.00
2018	10	1241	6323123	Southside Community Development & Housing Corporation Downpayment Assistance	13A	LMH	\$2,250.00
					13A	Matrix Code	\$41,000.00
2018	7	1238	6205070	project:HOMES Homeowner Rehabilitation Program	14A	LMH	\$12,500.00
2018	7	1238	6239965	project:HOMES Homeowner Rehabilitation Program	14A	LMH	\$18,750.00



U.S. Department of Housing and Urban Development
 Office of Community Planning and Development
 Integrated Disbursement and Information System
 CDBG Activity Summary Report (GPR) for Program Year 2018
 HENRICO COUNTY

Date: 25-Nov-2019
 Time: 9:50
 Page: 1

PGM Year: 2015
Project: 0014 - Highland Springs/RIR Revitalization Initiative
IDIS Activity: 1096 - Highland Springs/RIR Revitalization Initiative

Status: Open
Location: 4062 Crockett St Henrico, VA 23228-4114
Objective: Create suitable living environments
Outcome: Availability/accessibility
Matrix Code: Acquisition for Rehabilitation (14G) **National Objective:** LMH

Initial Funding Date: 10/30/2018

Description:

This activity will provide funds for revitalization efforts in Highland Springs and/or the RIR area.

Financing

	Fund Type	Grant Year	Grant	Funded Amount	Drawn In Program Year	Drawn Thru Program Year
CDBG	EN	2016	B16UC510003	\$100,000.00	\$0.00	\$0.00
Total	Total			\$100,000.00	\$0.00	\$0.00

Proposed Accomplishments

Housing Units : 2

Actual Accomplishments

Number assisted:

	Owner		Renter		Total		Person	
	Total	Hispanic	Total	Hispanic	Total	Hispanic	Total	Hispanic
White:	0	0	0	0	0	0		0
Black/African American:	0	0	0	0	0	0	0	0
Asian:	0	0	0	0	0	0	0	0
American Indian/Alaskan Native:	0	0	0	0	0	0	0	0
Native Hawaiian/Other Pacific Islander:	0	0	0	0	0	0	0	0
American Indian/Alaskan Native & White:	0	0	0	0	0	0	0	0
Asian White:	0	0	0	0	0	0	0	0
Black/African American & White:	0	0	0	0	0	0	0	0
American Indian/Alaskan Native & Black/African American:	0	0	0	0	0	0	0	0
Other multi-racial:	0	0	0	0	0	0	0	0
Asian/Pacific Islander:	0	0	0	0	0	0	0	0
Hispanic:	0	0	0	0	0	0	0	0
Total:	0	0	0	0	0	0	0	0
Female-headed Households:	0		0		0			



U.S. Department of Housing and Urban Development
Office of Community Planning and Development
Integrated Disbursement and Information System
CDBG Activity Summary Report (GPR) for Program Year 2018
HENRICO COUNTY

Date: 25-Nov-2019

Time: 9:50

Page: 2

Income Category:

	Owner	Renter	Total	Person
Extremely Low	0	0	0	0
Low Mod	0	0	0	0
Moderate	0	0	0	0
Non Low Moderate	0	0	0	0
Total	0	0	0	0
Percent Low/Mod				

Annual Accomplishments

No data returned for this view. This might be because the applied filter excludes all data.



U.S. Department of Housing and Urban Development
 Office of Community Planning and Development
 Integrated Disbursement and Information System
 CDBG Activity Summary Report (GPR) for Program Year 2018
 HENRICO COUNTY

Date: 25-Nov-2019
 Time: 9:50
 Page: 3

PGM Year: 2015
Project: 0017 - Virginia Supportive Housing New Clay House
IDIS Activity: 1099 - Virginia Supportive Housing New Clay House

Status: Completed 5/31/2019 12:00:00 AM
Location: 1125 W Clay St Richmond, VA 23220-3100
Objective: Provide decent affordable housing
Outcome: Availability/accessibility
Matrix Code: Rehab; Multi-Unit Residential (14B) **National Objective:** LMH

Initial Funding Date: 02/28/2018

Description:

This activity provides funds to Virginia Supportive Housing for the acquisition of property which will allow for improvements and expansion to New Clay House, a SRO providing permanent supportive housing to formerly homeless individuals.

Financing

	Fund Type	Grant Year	Grant	Funded Amount	Drawn In Program Year	Drawn Thru Program Year
CDBG	EN	2016	B16UC510003	\$250,000.00	\$0.00	\$250,000.00
Total	Total			\$250,000.00	\$0.00	\$250,000.00

Proposed Accomplishments

Housing Units : 1

Actual Accomplishments

Number assisted:

	Owner		Renter		Total		Person	
	Total	Hispanic	Total	Hispanic	Total	Hispanic	Total	Hispanic
White:	0	0	1	0	1	0	0	0
Black/African American:	0	0	4	0	4	0	0	0
Asian:	0	0	0	0	0	0	0	0
American Indian/Alaskan Native:	0	0	0	0	0	0	0	0
Native Hawaiian/Other Pacific Islander:	0	0	0	0	0	0	0	0
American Indian/Alaskan Native & White:	0	0	0	0	0	0	0	0
Asian White:	0	0	0	0	0	0	0	0
Black/African American & White:	0	0	0	0	0	0	0	0
American Indian/Alaskan Native & Black/African American:	0	0	0	0	0	0	0	0
Other multi-racial:	0	0	0	0	0	0	0	0
Asian/Pacific Islander:	0	0	0	0	0	0	0	0
Hispanic:	0	0	0	0	0	0	0	0
Total:	0	0	5	0	5	0	0	0
Female-headed Households:	0		0		0			



U.S. Department of Housing and Urban Development
Office of Community Planning and Development
Integrated Disbursement and Information System
CDBG Activity Summary Report (GPR) for Program Year 2018
HENRICO COUNTY

Date: 25-Nov-2019

Time: 9:50

Page: 4

Income Category:

	Owner	Renter	Total	Person
Extremely Low	0	5	5	0
Low Mod	0	0	0	0
Moderate	0	0	0	0
Non Low Moderate	0	0	0	0
Total	0	5	5	0
Percent Low/Mod		100.0%	100.0%	

Annual Accomplishments

Years	Accomplishment Narrative	# Benefiting
2018	The project was completed March 1, 2019, with residents occupying the property later that month. There are a total of 80 units; twenty have project based vouchers. Five units are reserved for tenants whose last permanent address was in Henrico County. The data reported here is only for the 5 Henrico residents.	



U.S. Department of Housing and Urban Development
Office of Community Planning and Development
Integrated Disbursement and Information System
CDBG Activity Summary Report (GPR) for Program Year 2018
HENRICO COUNTY

Date: 25-Nov-2019

Time: 9:50

Page: 6

Extremely Low			0	
Low Mod			0	
Moderate			0	
Non Low Moderate			0	
Total	0	0	0	0
Percent Low/Mod				

Annual Accomplishments

No data returned for this view. This might be because the applied filter excludes all data.



U.S. Department of Housing and Urban Development
 Office of Community Planning and Development
 Integrated Disbursement and Information System
 CDBG Activity Summary Report (GPR) for Program Year 2018
 HENRICO COUNTY

Date: 25-Nov-2019
 Time: 9:50
 Page: 7

PGM Year: 2017
Project: 0003 - Rebuilding Together Richmond Home Repair
IDIS Activity: 1188 - Rebuilding Together Richmond Home Repair

Status: Completed 10/15/2018 12:00:00 AM
Location: 105 Brenton St Richmond, VA 23222-2017
Objective: Create suitable living environments
Outcome: Availability/accessibility
Matrix Code: Rehab; Single-Unit Residential (14A) **National Objective:** LMH

Initial Funding Date: 08/02/2018

Description:

Provide funds to Rebuilding Together Richmond to carry out home repairs in the Laburnum Gateway Revitalization Area.

Financing

	Fund Type	Grant Year	Grant	Funded Amount	Drawn In Program Year	Drawn Thru Program Year
CDBG	EN	2017	B17UC510003	\$35,188.46	\$0.00	\$35,188.46
Total	Total			\$35,188.46	\$0.00	\$35,188.46

Proposed Accomplishments

Housing Units : 5

Actual Accomplishments

Number assisted:

	Owner		Renter		Total		Person	
	Total	Hispanic	Total	Hispanic	Total	Hispanic	Total	Hispanic
White:	0	0	0	0	0	0		0
Black/African American:	5	0	0	0	5	0	0	0
Asian:	0	0	0	0	0	0	0	0
American Indian/Alaskan Native:	0	0	0	0	0	0	0	0
Native Hawaiian/Other Pacific Islander:	0	0	0	0	0	0	0	0
American Indian/Alaskan Native & White:	0	0	0	0	0	0	0	0
Asian White:	0	0	0	0	0	0	0	0
Black/African American & White:	0	0	0	0	0	0	0	0
American Indian/Alaskan Native & Black/African American:	0	0	0	0	0	0	0	0
Other multi-racial:	0	0	0	0	0	0	0	0
Asian/Pacific Islander:	0	0	0	0	0	0	0	0
Hispanic:	0	0	0	0	0	0	0	0
Total:	5	0	0	0	5	0	0	0
Female-headed Households:	4		0		4			



U.S. Department of Housing and Urban Development
Office of Community Planning and Development
Integrated Disbursement and Information System
CDBG Activity Summary Report (GPR) for Program Year 2018
HENRICO COUNTY

Date: 25-Nov-2019

Time: 9:50

Page: 8

Income Category:

	Owner	Renter	Total	Person
Extremely Low	0	0	0	0
Low Mod	4	0	4	0
Moderate	1	0	1	0
Non Low Moderate	0	0	0	0
Total	5	0	5	0
Percent Low/Mod	100.0%		100.0%	

Annual Accomplishments

Years	Accomplishment Narrative	# Benefitting
2017	Rebuilding Together Richmond completed repairs on 5 homes in the Laburnum Gateway area. Two of these homes also utilized volunteers for some of the repairs.	



U.S. Department of Housing and Urban Development
 Office of Community Planning and Development
 Integrated Disbursement and Information System
 CDBG Activity Summary Report (GPR) for Program Year 2018
 HENRICO COUNTY

Date: 25-Nov-2019
 Time: 9:50
 Page: 9

PGM Year: 2017
Project: 0002 - Circle Center Adult Day Services
IDIS Activity: 1189 - Circle Center Adult Day Services Improvements

Status: Completed 11/2/2018 12:00:00 AM
Location: 4900 W Marshall St Richmond, VA 23230-3105
Objective: Create suitable living environments
Outcome: Availability/accessibility
Matrix Code: Senior Centers (03A) **National Objective:** LMC

Initial Funding Date: 11/01/2018

Description:

Provide funds to Circle Center Adult Day Services in order to make safety related improvements to the main reception area.

Financing

	Fund Type	Grant Year	Grant	Funded Amount	Drawn In Program Year	Drawn Thru Program Year
CDBG	EN	2017	B17UC510003	\$27,500.00	\$0.00	\$27,500.00
Total	Total			\$27,500.00	\$0.00	\$27,500.00

Proposed Accomplishments

Public Facilities : 1

Actual Accomplishments

Number assisted:

	Owner		Renter		Total		Person	
	Total	Hispanic	Total	Hispanic	Total	Hispanic	Total	Hispanic
White:	0	0	0	0	0	0	78	1
Black/African American:	0	0	0	0	0	0	71	1
Asian:	0	0	0	0	0	0	3	0
American Indian/Alaskan Native:	0	0	0	0	0	0	0	0
Native Hawaiian/Other Pacific Islander:	0	0	0	0	0	0	0	0
American Indian/Alaskan Native & White:	0	0	0	0	0	0	0	0
Asian White:	0	0	0	0	0	0	0	0
Black/African American & White:	0	0	0	0	0	0	0	0
American Indian/Alaskan Native & Black/African American:	0	0	0	0	0	0	0	0
Other multi-racial:	0	0	0	0	0	0	0	0
Asian/Pacific Islander:	0	0	0	0	0	0	0	0
Hispanic:	0	0	0	0	0	0	0	0
Total:	0	0	0	0	0	0	152	2
Female-headed Households:	0		0		0			



U.S. Department of Housing and Urban Development
Office of Community Planning and Development
Integrated Disbursement and Information System
CDBG Activity Summary Report (GPR) for Program Year 2018
HENRICO COUNTY

Date: 25-Nov-2019

Time: 9:50

Page: 10

Income Category:

	Owner	Renter	Total	Person
Extremely Low	0	0	0	81
Low Mod	0	0	0	22
Moderate	0	0	0	28
Non Low Moderate	0	0	0	21
Total	0	0	0	152
Percent Low/Mod				86.2%

Annual Accomplishments

Years	Accomplishment Narrative	# Benefiting
2017	Improvements were made to the entry/reception area of Circle Center Adult Day Services, a facility that provides adult day care. The improvements allow for improved safety of the elderly and disabled clients.	



U.S. Department of Housing and Urban Development
 Office of Community Planning and Development
 Integrated Disbursement and Information System
 CDBG Activity Summary Report (GPR) for Program Year 2018
 HENRICO COUNTY

Date: 25-Nov-2019
 Time: 9:50
 Page: 11

PGM Year: 2017
Project: 0001 - CARITAS Center
IDIS Activity: 1190 - CARITAS Center

Status: Open
Location: PO Box 25790 Richmond, VA 23260-5790

Objective: Create suitable living environments
Outcome: Availability/accessibility
Matrix Code: Substance Abuse Services (05F) **National Objective:** LMC

Initial Funding Date: 09/26/2018

Description:
 Provide funds to CARITAS for acquisition and rehabilitation of a facility in Richmond to be the CARITAS headquarters and site of The Healing Place for Women.

Financing

	Fund Type	Grant Year	Grant	Funded Amount	Drawn In Program Year	Drawn Thru Program Year
CDBG	EN	2017	B17UC510003	\$100,000.00	\$56,777.00	\$100,000.00
Total	Total			\$100,000.00	\$56,777.00	\$100,000.00

Proposed Accomplishments

People (General) : 100

Actual Accomplishments

Number assisted:

	Owner		Renter		Total		Person	
	Total	Hispanic	Total	Hispanic	Total	Hispanic	Total	Hispanic
White:	0	0	0	0	0	0		0
Black/African American:	0	0	0	0	0	0	0	0
Asian:	0	0	0	0	0	0	0	0
American Indian/Alaskan Native:	0	0	0	0	0	0	0	0
Native Hawaiian/Other Pacific Islander:	0	0	0	0	0	0	0	0
American Indian/Alaskan Native & White:	0	0	0	0	0	0	0	0
Asian White:	0	0	0	0	0	0	0	0
Black/African American & White:	0	0	0	0	0	0	0	0
American Indian/Alaskan Native & Black/African American:	0	0	0	0	0	0	0	0
Other multi-racial:	0	0	0	0	0	0	0	0
Asian/Pacific Islander:	0	0	0	0	0	0	0	0
Hispanic:	0	0	0	0	0	0	0	0
Total:	0	0	0	0	0	0	0	0
Female-headed Households:	0		0		0			



U.S. Department of Housing and Urban Development
Office of Community Planning and Development
Integrated Disbursement and Information System
CDBG Activity Summary Report (GPR) for Program Year 2018
HENRICO COUNTY

Date: 25-Nov-2019

Time: 9:50

Page: 12

Income Category:

	Owner	Renter	Total	Person
Extremely Low	0	0	0	0
Low Mod	0	0	0	0
Moderate	0	0	0	0
Non Low Moderate	0	0	0	0
Total	0	0	0	0
Percent Low/Mod				

Annual Accomplishments

Years	Accomplishment Narrative	# Benefitting
2017	10/1/2018 -- CARITAS purchased 31 computers for use by program participants. 10/1/2019 -- CARITAS purchased furniture the emergency shelter and 47 transitional apartments (sober living for women).	



U.S. Department of Housing and Urban Development
 Office of Community Planning and Development
 Integrated Disbursement and Information System
 CDBG Activity Summary Report (GPR) for Program Year 2018
 HENRICO COUNTY

Date: 25-Nov-2019
 Time: 9:50
 Page: 13

PGM Year: 2016
Project: 0015 - Highland Springs & Laburnum Gateway Revitalization Initiative
IDIS Activity: 1225 - Robinson Park Improvements

Status: Completed 9/30/2019 12:00:00 AM **Objective:** Create suitable living environments
Location: 214 Westover Ave Richmond, VA 23223-3442 **Outcome:** Availability/accessibility
Matrix Code: Parks, Recreational Facilities (03F) **National Objective:** LMA

Initial Funding Date: 10/30/2018

Description:
 Provides funds for accessibility and other improvements to Robinson Park and the restroom facility located there.

Financing

	Fund Type	Grant Year	Grant	Funded Amount	Drawn In Program Year	Drawn Thru Program Year
CDBG	EN	2016	B16UC510003	\$99,085.66	\$99,085.66	\$99,085.66
Total	Total			\$99,085.66	\$99,085.66	\$99,085.66

Proposed Accomplishments

Public Facilities : 1,100
 Total Population in Service Area: 1,235
 Census Tract Percent Low / Mod: 61.94

Annual Accomplishments

Years	Accomplishment Narrative	# Benefiting
2018	10/1/2018 - this project is in progress.	



U.S. Department of Housing and Urban Development
 Office of Community Planning and Development
 Integrated Disbursement and Information System
 CDBG Activity Summary Report (GPR) for Program Year 2018
 HENRICO COUNTY

Date: 25-Nov-2019
 Time: 9:50
 Page: 14

PGM Year: 2018
Project: 0001 - CDBG Admin PY 18
IDIS Activity: 1233 - CDBG Administration

Status: Completed 9/30/2019 12:00:00 AM
Location: ,

Objective:
Outcome:
Matrix Code: General Program Administration (21A) **National Objective:**

Initial Funding Date: 10/26/2018

Description:
 Provides funds for administration of the CDBG program.

Financing

	Fund Type	Grant Year	Grant	Funded Amount	Drawn In Program Year	Drawn Thru Program Year
CDBG	EN	2016	B16UC510003	\$2,570.27	\$2,570.27	\$2,570.27
		2017	B17UC510003	\$19.97	\$19.97	\$19.97
		2018	B18UC510003	\$223,518.68	\$223,518.68	\$223,518.68
	PI			\$12.52	\$12.52	\$12.52
Total	Total			\$226,121.44	\$226,121.44	\$226,121.44

Proposed Accomplishments

Actual Accomplishments

Number assisted:

	Owner		Renter		Total		Person	
	Total	Hispanic	Total	Hispanic	Total	Hispanic	Total	Hispanic
White:					0	0		
Black/African American:					0	0		
Asian:					0	0		
American Indian/Alaskan Native:					0	0		
Native Hawaiian/Other Pacific Islander:					0	0		
American Indian/Alaskan Native & White:					0	0		
Asian White:					0	0		
Black/African American & White:					0	0		
American Indian/Alaskan Native & Black/African American:					0	0		
Other multi-racial:					0	0		
Asian/Pacific Islander:					0	0		
Hispanic:					0	0		
Total:	0	0	0	0	0	0	0	0



U.S. Department of Housing and Urban Development
Office of Community Planning and Development
Integrated Disbursement and Information System
CDBG Activity Summary Report (GPR) for Program Year 2018
HENRICO COUNTY

Date: 25-Nov-2019

Time: 9:50

Page: 15

Female-headed Households:

0

Income Category:

	Owner	Renter	Total	Person
Extremely Low			0	
Low Mod			0	
Moderate			0	
Non Low Moderate			0	
Total	0	0	0	0
Percent Low/Mod				

Annual Accomplishments

No data returned for this view. This might be because the applied filter excludes all data.



U.S. Department of Housing and Urban Development
 Office of Community Planning and Development
 Integrated Disbursement and Information System
 CDBG Activity Summary Report (GPR) for Program Year 2018
 HENRICO COUNTY

Date: 25-Nov-2019
 Time: 9:50
 Page: 16

PGM Year: 2018
Project: 0003 - Commercial Assistance Program PY 18
IDIS Activity: 1234 - Commercial Assistance Program

Status: Completed 9/30/2019 12:00:00 AM
Location: 4062 Crockett St Henrico, VA 23228-4114

Objective: Create economic opportunities
Outcome: Availability/accessibility
Matrix Code: ED Technical Assistance (18B)

National Objective: LMJ

Initial Funding Date: 10/26/2018

Description:

Provides funds for staff costs involved in managing the County's Enterprise Zone program which includes administering grants and providing technical assistance to businesses.

Financing

	Fund Type	Grant Year	Grant	Funded Amount	Drawn In Program Year	Drawn Thru Program Year
CDBG	EN	2018	B18UC510003	\$183,044.05	\$183,044.05	\$183,044.05
Total	Total			\$183,044.05	\$183,044.05	\$183,044.05

Proposed Accomplishments

Jobs : 6

Actual Accomplishments

Number assisted:

	Owner		Renter		Total		Person	
	Total	Hispanic	Total	Hispanic	Total	Hispanic	Total	Hispanic
White:	0	0	0	0	0	0	1	0
Black/African American:	0	0	0	0	0	0	5	0
Asian:	0	0	0	0	0	0	0	0
American Indian/Alaskan Native:	0	0	0	0	0	0	0	0
Native Hawaiian/Other Pacific Islander:	0	0	0	0	0	0	0	0
American Indian/Alaskan Native & White:	0	0	0	0	0	0	0	0
Asian White:	0	0	0	0	0	0	0	0
Black/African American & White:	0	0	0	0	0	0	0	0
American Indian/Alaskan Native & Black/African American:	0	0	0	0	0	0	1	0
Other multi-racial:	0	0	0	0	0	0	0	0
Asian/Pacific Islander:	0	0	0	0	0	0	0	0
Hispanic:	0	0	0	0	0	0	0	0
Total:	0	0	0	0	0	0	7	0
Female-headed Households:	0		0		0			



U.S. Department of Housing and Urban Development
Office of Community Planning and Development
Integrated Disbursement and Information System
CDBG Activity Summary Report (GPR) for Program Year 2018
HENRICO COUNTY

Date: 25-Nov-2019

Time: 9:50

Page: 17

Income Category:

	Owner	Renter	Total	Person
Extremely Low	0	0	0	0
Low Mod	0	0	0	0
Moderate	0	0	0	7
Non Low Moderate	0	0	0	0
Total	0	0	0	7
Percent Low/Mod				100.0%

Annual Accomplishments

Years	Accomplishment Narrative	# Benefiting
2018	Staff from the Department of Community Revitalization provided technical assistance to businesses and commercial property owners in the County's Enterprise Zones.	



U.S. Department of Housing and Urban Development
 Office of Community Planning and Development
 Integrated Disbursement and Information System
 CDBG Activity Summary Report (GPR) for Program Year 2018
 HENRICO COUNTY

Date: 25-Nov-2019
 Time: 9:50
 Page: 18

PGM Year: 2018
Project: 0004 - Enterprise Zone Design Assistance
IDIS Activity: 1235 - Enterprise Zone Design Assistance

Status: Open
Location: 4062 Crockett St Henrico, VA 23228-4114

Objective: Create economic opportunities
Outcome: Availability/accessibility
Matrix Code: ED Technical Assistance (18B)

National Objective: LMJ

Initial Funding Date: 10/26/2018

Description:

This activity provides design assistance for facade renovations to businesses located within the County's Enterprise Zone.

Financing

	Fund Type	Grant Year	Grant	Funded Amount	Drawn In Program Year	Drawn Thru Program Year
CDBG	EN	2018	B18UC510003	\$15,000.00	\$7,500.00	\$7,500.00
Total	Total			\$15,000.00	\$7,500.00	\$7,500.00

Proposed Accomplishments

Jobs : 1

Actual Accomplishments

Number assisted:

	Owner		Renter		Total		Person	
	Total	Hispanic	Total	Hispanic	Total	Hispanic	Total	Hispanic
White:	0	0	0	0	0	0		0
Black/African American:	0	0	0	0	0	0	7	0
Asian:	0	0	0	0	0	0	0	0
American Indian/Alaskan Native:	0	0	0	0	0	0	0	0
Native Hawaiian/Other Pacific Islander:	0	0	0	0	0	0	0	0
American Indian/Alaskan Native & White:	0	0	0	0	0	0	0	0
Asian White:	0	0	0	0	0	0	0	0
Black/African American & White:	0	0	0	0	0	0	0	0
American Indian/Alaskan Native & Black/African American:	0	0	0	0	0	0	0	0
Other multi-racial:	0	0	0	0	0	0	0	0
Asian/Pacific Islander:	0	0	0	0	0	0	0	0
Hispanic:	0	0	0	0	0	0	0	0
Total:	0	0	0	0	0	0	7	0
Female-headed Households:	0		0		0			



U.S. Department of Housing and Urban Development
Office of Community Planning and Development
Integrated Disbursement and Information System
CDBG Activity Summary Report (GPR) for Program Year 2018
HENRICO COUNTY

Date: 25-Nov-2019

Time: 9:50

Page: 19

Income Category:

	Owner	Renter	Total	Person
Extremely Low	0	0	0	0
Low Mod	0	0	0	1
Moderate	0	0	0	6
Non Low Moderate	0	0	0	0
Total	0	0	0	7
Percent Low/Mod				100.0%

Annual Accomplishments

Years	Accomplishment Narrative	# Benefiting
2018	Three design assistance grants were provided to businesses within the County's Enterprise Zones.	



U.S. Department of Housing and Urban Development
 Office of Community Planning and Development
 Integrated Disbursement and Information System
 CDBG Activity Summary Report (GPR) for Program Year 2018
 HENRICO COUNTY

Date: 25-Nov-2019
 Time: 9:50
 Page: 20

PGM Year: 2018
Project: 0005 - Enterprise Zone Facade Grants
IDIS Activity: 1236 - Enterprise Zone Facade Grants

Status: Open
Location: 4062 Crockett St Henrico, VA 23228-4114

Objective: Create economic opportunities
Outcome: Availability/accessibility
Matrix Code: Rehab; Publicly or Privately-Owned Commercial/Industrial (14E) **National Objective:** LMJ

Initial Funding Date: 10/26/2018

Description:
 Provides funds for grants to commercial property owners in the County's designated Enterprise Zones who complete renovations to the facade of their building.

Financing

	Fund Type	Grant Year	Grant	Funded Amount	Drawn In Program Year	Drawn Thru Program Year
CDBG	EN	2018	B18UC510003	\$30,000.00	\$0.00	\$0.00
Total	Total			\$30,000.00	\$0.00	\$0.00

Proposed Accomplishments

Jobs : 1

Actual Accomplishments

Number assisted:

	Owner		Renter		Total		Person	
	Total	Hispanic	Total	Hispanic	Total	Hispanic	Total	Hispanic
White:	0	0	0	0	0	0		0
Black/African American:	0	0	0	0	0	0	0	0
Asian:	0	0	0	0	0	0	0	0
American Indian/Alaskan Native:	0	0	0	0	0	0	0	0
Native Hawaiian/Other Pacific Islander:	0	0	0	0	0	0	0	0
American Indian/Alaskan Native & White:	0	0	0	0	0	0	0	0
Asian White:	0	0	0	0	0	0	0	0
Black/African American & White:	0	0	0	0	0	0	0	0
American Indian/Alaskan Native & Black/African American:	0	0	0	0	0	0	0	0
Other multi-racial:	0	0	0	0	0	0	0	0
Asian/Pacific Islander:	0	0	0	0	0	0	0	0
Hispanic:	0	0	0	0	0	0	0	0
Total:	0	0	0	0	0	0	0	0
Female-headed Households:	0		0		0			



U.S. Department of Housing and Urban Development
Office of Community Planning and Development
Integrated Disbursement and Information System
CDBG Activity Summary Report (GPR) for Program Year 2018
HENRICO COUNTY

Date: 25-Nov-2019

Time: 9:50

Page: 21

Income Category:

	Owner	Renter	Total	Person
Extremely Low	0	0	0	0
Low Mod	0	0	0	0
Moderate	0	0	0	0
Non Low Moderate	0	0	0	0
Total	0	0	0	0
Percent Low/Mod				

Annual Accomplishments

No data returned for this view. This might be because the applied filter excludes all data.



U.S. Department of Housing and Urban Development
 Office of Community Planning and Development
 Integrated Disbursement and Information System
 CDBG Activity Summary Report (GPR) for Program Year 2018
 HENRICO COUNTY

Date: 25-Nov-2019
 Time: 9:50
 Page: 22

PGM Year: 2018
Project: 0006 - CONNECT Program
IDIS Activity: 1237 - CONNECT Program

Status: Completed 9/30/2019 12:00:00 AM
Location: 10299 Woodman Rd Glen Allen, VA 23060-4419
Objective: Create suitable living environments
Outcome: Availability/accessibility
Matrix Code: Youth Services (05D) **National Objective:** LMC

Initial Funding Date: 10/26/2018

Description:
 Provides funds for the CONNECT Program, an after-school program for youth in subsidized housing.

Financing

	Fund Type	Grant Year	Grant	Funded Amount	Drawn In Program Year	Drawn Thru Program Year
CDBG	EN	2018	B18UC510003	\$156,797.49	\$156,797.49	\$156,797.49
Total	Total			\$156,797.49	\$156,797.49	\$156,797.49

Proposed Accomplishments

People (General) : 150

Actual Accomplishments

Number assisted:

	Owner		Renter		Total		Person	
	Total	Hispanic	Total	Hispanic	Total	Hispanic	Total	Hispanic
White:	0	0	0	0	0	0	3	0
Black/African American:	0	0	0	0	0	0	119	0
Asian:	0	0	0	0	0	0	0	0
American Indian/Alaskan Native:	0	0	0	0	0	0	0	0
Native Hawaiian/Other Pacific Islander:	0	0	0	0	0	0	0	0
American Indian/Alaskan Native & White:	0	0	0	0	0	0	0	0
Asian White:	0	0	0	0	0	0	0	0
Black/African American & White:	0	0	0	0	0	0	0	0
American Indian/Alaskan Native & Black/African American:	0	0	0	0	0	0	5	0
Other multi-racial:	0	0	0	0	0	0	0	0
Asian/Pacific Islander:	0	0	0	0	0	0	0	0
Hispanic:	0	0	0	0	0	0	0	0
Total:	0	0	0	0	0	0	127	0
Female-headed Households:	0		0		0			



U.S. Department of Housing and Urban Development
Office of Community Planning and Development
Integrated Disbursement and Information System
CDBG Activity Summary Report (GPR) for Program Year 2018
HENRICO COUNTY

Date: 25-Nov-2019

Time: 9:50

Page: 23

Income Category:

	Owner	Renter	Total	Person
Extremely Low	0	0	0	100
Low Mod	0	0	0	22
Moderate	0	0	0	1
Non Low Moderate	0	0	0	4
Total	0	0	0	127
Percent Low/Mod				96.9%

Annual Accomplishments

Years	Accomplishment Narrative	# Benefitting
2018	The CONNECT program served 127 Henrico children living in subsidized or low-income housing with after-school programming that included homework assistance; mentoring; evidence-based curricula focused on substance abuse and violence prevention, conflict resolution, problem solving and socialization skills; cultural enrichment and recreational opportunities; career development and employment opportunities; youth leadership development; and other activities. Four children did not have income reported so are listed as "non-low/moderate" although these children are almost certainly from families that are below 80% AMI.	



U.S. Department of Housing and Urban Development
 Office of Community Planning and Development
 Integrated Disbursement and Information System
 CDBG Activity Summary Report (GPR) for Program Year 2018
 HENRICO COUNTY

Date: 25-Nov-2019
 Time: 9:50
 Page: 24

PGM Year: 2018
Project: 0007 - project:HOMES Homeowner Rehabilitation Program
IDIS Activity: 1238 - project:HOMES Homeowner Rehabilitation Program

Status: Completed 9/30/2019 12:00:00 AM
Location: 4700 E Caryhurst Rd Richmond, VA 23223-5602
Objective: Create suitable living environments
Outcome: Availability/accessibility
Matrix Code: Rehab; Single-Unit Residential (14A) **National Objective:** LMH

Initial Funding Date: 10/26/2018

Description:

Provide funds to project:HOMES for administering a HOME-funded homeowner rehabilitation program.
 Some CDBG funds may be used for rehabilitation.

Financing

	Fund Type	Grant Year	Grant	Funded Amount	Drawn In Program Year	Drawn Thru Program Year
CDBG	EN	2018	B18UC510003	\$80,000.00	\$80,000.00	\$80,000.00
Total	Total			\$80,000.00	\$80,000.00	\$80,000.00

Proposed Accomplishments

Housing Units : 11

Actual Accomplishments

Number assisted:

	Owner		Renter		Total		Person	
	Total	Hispanic	Total	Hispanic	Total	Hispanic	Total	Hispanic
White:	2	0	0	0	2	0	0	0
Black/African American:	7	0	0	0	7	0	0	0
Asian:	1	0	0	0	1	0	0	0
American Indian/Alaskan Native:	0	0	0	0	0	0	0	0
Native Hawaiian/Other Pacific Islander:	0	0	0	0	0	0	0	0
American Indian/Alaskan Native & White:	0	0	0	0	0	0	0	0
Asian White:	0	0	0	0	0	0	0	0
Black/African American & White:	0	0	0	0	0	0	0	0
American Indian/Alaskan Native & Black/African American:	0	0	0	0	0	0	0	0
Other multi-racial:	0	0	0	0	0	0	0	0
Asian/Pacific Islander:	0	0	0	0	0	0	0	0
Hispanic:	0	0	0	0	0	0	0	0
Total:	10	0	0	0	10	0	0	0
Female-headed Households:	0		0		0			



U.S. Department of Housing and Urban Development
Office of Community Planning and Development
Integrated Disbursement and Information System
CDBG Activity Summary Report (GPR) for Program Year 2018
HENRICO COUNTY

Date: 25-Nov-2019

Time: 9:50

Page: 25

Income Category:

	Owner	Renter	Total	Person
Extremely Low	1	0	1	0
Low Mod	7	0	7	0
Moderate	2	0	2	0
Non Low Moderate	0	0	0	0
Total	10	0	10	0
Percent Low/Mod	100.0%		100.0%	

Annual Accomplishments

Years	Accomplishment Narrative	# Benefiting
2018	As of 5/31/19 2 homeowners have been assisted with moderate home rehabilitation.	



U.S. Department of Housing and Urban Development
 Office of Community Planning and Development
 Integrated Disbursement and Information System
 CDBG Activity Summary Report (GPR) for Program Year 2018
 HENRICO COUNTY

Date: 25-Nov-2019
 Time: 9:50
 Page: 26

PGM Year: 2018
Project: 0008 - project:HOMES Critical Home Repair Program
IDIS Activity: 1239 - project:HOMES Critical Home Repair Program

Status: Completed 10/31/2019 12:00:00 AM
Location: 2514 Merle St Richmond, VA 23231-1936

Objective: Create suitable living environments
Outcome: Availability/accessibility
Matrix Code: Rehab; Single-Unit Residential (14A) **National Objective:** LMH

Initial Funding Date: 10/26/2018

Description:

Provides funds to project:HOMES for a critical home repair program for low-income homeowners.

Financing

	Fund Type	Grant Year	Grant	Funded Amount	Drawn In Program Year	Drawn Thru Program Year
CDBG	EN	2016	B16UC510003	\$50,000.00	\$50,000.00	\$50,000.00
		2017	B17UC510003	\$8,000.00	\$8,000.00	\$8,000.00
		2018	B18UC510003	\$514,337.00	\$514,337.00	\$514,337.00
Total	Total			\$572,337.00	\$572,337.00	\$572,337.00

Proposed Accomplishments

Housing Units : 55

Actual Accomplishments

Number assisted:

	Owner		Renter		Total		Person	
	Total	Hispanic	Total	Hispanic	Total	Hispanic	Total	Hispanic
White:	13	0	0	0	13	0	0	0
Black/African American:	51	0	0	0	51	0	0	0
Asian:	0	0	0	0	0	0	0	0
American Indian/Alaskan Native:	0	0	0	0	0	0	0	0
Native Hawaiian/Other Pacific Islander:	0	0	0	0	0	0	0	0
American Indian/Alaskan Native & White:	0	0	0	0	0	0	0	0
Asian White:	0	0	0	0	0	0	0	0
Black/African American & White:	1	0	0	0	1	0	0	0
American Indian/Alaskan Native & Black/African American:	0	0	0	0	0	0	0	0
Other multi-racial:	0	0	0	0	0	0	0	0
Asian/Pacific Islander:	0	0	0	0	0	0	0	0
Hispanic:	0	0	0	0	0	0	0	0
Total:	65	0	0	0	65	0	0	0



U.S. Department of Housing and Urban Development
Office of Community Planning and Development
Integrated Disbursement and Information System
CDBG Activity Summary Report (GPR) for Program Year 2018
HENRICO COUNTY

Date: 25-Nov-2019
Time: 9:50
Page: 27

Female-headed Households: 47 0 47

Income Category:

	Owner	Renter	Total	Person
Extremely Low	14	0	14	0
Low Mod	30	0	30	0
Moderate	21	0	21	0
Non Low Moderate	0	0	0	0
Total	65	0	65	0
Percent Low/Mod	100.0%		100.0%	

Annual Accomplishments

Years	Accomplishment Narrative	# Benefiting
2018	Project:HOMES completed critical home repairs on 65 homes in Henrico County owned by low-income homeowners.	



U.S. Department of Housing and Urban Development
 Office of Community Planning and Development
 Integrated Disbursement and Information System
 CDBG Activity Summary Report (GPR) for Program Year 2018
 HENRICO COUNTY

Date: 25-Nov-2019
 Time: 9:50
 Page: 28

PGM Year: 2018
Project: 0009 - HOME Inc. Downpayment Assistance
IDIS Activity: 1240 - HOME Inc Downpayment Assistance

Status: Completed 9/30/2019 12:00:00 AM
Location: 626 E Broad St Ste 400 Suite 400 Richmond, VA 23219-1890
Objective: Provide decent affordable housing
Outcome: Affordability
Matrix Code: Housing Counseling, under 24 CFR 5.100, for Homeownership Assistance (13B) (13A)
National Objective: LMH

Initial Funding Date: 10/26/2018

Description:
 Provides funds to HOME Inc for housing counseling and administration of a down payment assistance program.

Financing

	Fund Type	Grant Year	Grant	Funded Amount	Drawn In Program Year	Drawn Thru Program Year
CDBG	EN	2018	B18UC510003	\$27,500.00	\$27,500.00	\$27,500.00
Total	Total			\$27,500.00	\$27,500.00	\$27,500.00

Proposed Accomplishments

Households (General) : 12

Actual Accomplishments

Number assisted:

	Owner		Renter		Total		Person	
	Total	Hispanic	Total	Hispanic	Total	Hispanic	Total	Hispanic
White:	1	0	0	0	1	0	0	0
Black/African American:	12	0	0	0	12	0	0	0
Asian:	0	0	0	0	0	0	0	0
American Indian/Alaskan Native:	0	0	0	0	0	0	0	0
Native Hawaiian/Other Pacific Islander:	0	0	0	0	0	0	0	0
American Indian/Alaskan Native & White:	0	0	0	0	0	0	0	0
Asian White:	0	0	0	0	0	0	0	0
Black/African American & White:	0	0	0	0	0	0	0	0
American Indian/Alaskan Native & Black/African American:	0	0	0	0	0	0	0	0
Other multi-racial:	0	0	0	0	0	0	0	0
Asian/Pacific Islander:	0	0	0	0	0	0	0	0
Hispanic:	0	0	0	0	0	0	0	0
Total:	13	0	0	0	13	0	0	0
Female-headed Households:	7		0		7			



U.S. Department of Housing and Urban Development
Office of Community Planning and Development
Integrated Disbursement and Information System
CDBG Activity Summary Report (GPR) for Program Year 2018
HENRICO COUNTY

Date: 25-Nov-2019

Time: 9:50

Page: 29

Income Category:

	Owner	Renter	Total	Person
Extremely Low	0	0	0	0
Low Mod	0	0	0	0
Moderate	13	0	13	0
Non Low Moderate	0	0	0	0
Total	13	0	13	0
Percent Low/Mod	100.0%		100.0%	

Annual Accomplishments

Years	Accomplishment Narrative	# Benefitting
2018	6/1/19 -- 8 low-income, first-time homebuyers have received home purchase counseling. 9/16/19 -- 13 low-income, first-time homebuyers have received home purchase counseling.	



U.S. Department of Housing and Urban Development
 Office of Community Planning and Development
 Integrated Disbursement and Information System
 CDBG Activity Summary Report (GPR) for Program Year 2018
 HENRICO COUNTY

Date: 25-Nov-2019
 Time: 9:50
 Page: 30

PGM Year: 2018
Project: 0010 - Southside Community Development & Housing Corporation Downpayment Assistance
IDIS Activity: 1241 - Southside Community Development & Housing Corporation Downpayment Assistance

Status: Completed 9/30/2019 12:00:00 AM
Location: 1624 Hull St Richmond, VA 23224-3806
Objective: Provide decent affordable housing
Outcome: Affordability
Matrix Code: Housing Counseling, under 24 CFR 5.100, for Homeownership Assistance (13B) (13A)
National Objective: LMH

Initial Funding Date: 10/26/2018

Description:
 Provides funds to Southside Community Development and Housing Corporation to provide housing counseling to buyers being assisted with HOME-funded down payment assistance.

Financing

	Fund Type	Grant Year	Grant	Funded Amount	Drawn In Program Year	Drawn Thru Program Year
CDBG	EN	2018	B18UC510003	\$13,500.00	\$13,500.00	\$13,500.00
Total	Total			\$13,500.00	\$13,500.00	\$13,500.00

Proposed Accomplishments

Households (General) : 6

Actual Accomplishments

Number assisted:

	Owner		Renter		Total		Person	
	Total	Hispanic	Total	Hispanic	Total	Hispanic	Total	Hispanic
White:	0	0	0	0	0	0		0
Black/African American:	6	0	0	0	6	0	0	0
Asian:	0	0	0	0	0	0	0	0
American Indian/Alaskan Native:	0	0	0	0	0	0	0	0
Native Hawaiian/Other Pacific Islander:	0	0	0	0	0	0	0	0
American Indian/Alaskan Native & White:	0	0	0	0	0	0	0	0
Asian White:	0	0	0	0	0	0	0	0
Black/African American & White:	0	0	0	0	0	0	0	0
American Indian/Alaskan Native & Black/African American:	0	0	0	0	0	0	0	0
Other multi-racial:	0	0	0	0	0	0	0	0
Asian/Pacific Islander:	0	0	0	0	0	0	0	0
Hispanic:	0	0	0	0	0	0	0	0
Total:	6	0	0	0	6	0	0	0
Female-headed Households:	3		0		3			



U.S. Department of Housing and Urban Development
Office of Community Planning and Development
Integrated Disbursement and Information System
CDBG Activity Summary Report (GPR) for Program Year 2018
HENRICO COUNTY

Date: 25-Nov-2019

Time: 9:50

Page: 31

Income Category:

	Owner	Renter	Total	Person
Extremely Low	0	0	0	0
Low Mod	0	0	0	0
Moderate	6	0	6	0
Non Low Moderate	0	0	0	0
Total	6	0	6	0
Percent Low/Mod	100.0%		100.0%	

Annual Accomplishments

Years	Accomplishment Narrative	# Benefitting
2018	Southside Community Development and Housing Corp assisted 6 low-income, first-time homebuyers with pre-purchase counseling in conjunction with HOME-funded down payment and closing cost assistance.	



U.S. Department of Housing and Urban Development
 Office of Community Planning and Development
 Integrated Disbursement and Information System
 CDBG Activity Summary Report (GPR) for Program Year 2018
 HENRICO COUNTY

Date: 25-Nov-2019
 Time: 9:50
 Page: 32

PGM Year: 2018
Project: 0012 - HOME Inc. Fair Housing Outreach
IDIS Activity: 1242 - HOME Inc Fair Housing Outreach

Status: Completed 9/30/2019 12:00:00 AM
Location: ,

Objective:
Outcome:
Matrix Code: Fair Housing Activities (subject to 20% Admin Cap) (21D) **National Objective:**

Initial Funding Date: 10/26/2018

Description:

Provides funds to HOME Inc to undertake efforts educate and counsel people on their rights under fair housing law. Throughout the year, HOME Inc developed and implemented a year-long fair housing online campaign targeting low- to moderate-income African-American and Hispanic Henrico County residents. The ads produced 871,112 ad impressions which educated Henrico residents on fair housing awareness. African-American and Hispanic impressions totaled 589,539 and 281,573 respectively. The reach averaged 62,046 people per month. This digital campaign drove 7,866 users to HOME's website to take further action. Accessibility Disability Advocate provided counseling for to 17 people with disabilities in Henrico County. (Race: 8 African American; 9 White) Number of people in household: 5 were families with minor children; 12 were adults who lived by themselves. Source of Income: SS/SSI: 9; Employment: 4; Disability pension through previous job: 1; No income: 2; Retirement income: 1 Age: 55+: 6; younger than 55: 11 Four Henrico County Staff employees attended HOME's Fair Housing Summit on April 15, 2019 to be educated on various topics dealing with fair housing in Virginia including transportation, evictions, reasonable accommodations urban greening, source of income discrimination, community engagement, racial equity philanthropy, LGBTQ+ community, bias, gentrification, and building resilience. Speakers from across the nation as well as local experts presented these topics. HOME Inc. provided counseling to 17 people with disabilities in Henrico County.

Financing

	Fund Type	Grant Year	Grant	Funded Amount	Drawn In Program Year	Drawn Thru Program Year
CDBG	EN	2018	B18UC510003	\$15,000.00	\$15,000.00	\$15,000.00
Total	Total			\$15,000.00	\$15,000.00	\$15,000.00

Proposed Accomplishments

Actual Accomplishments

Number assisted:

	Owner		Renter		Total		Person	
	Total	Hispanic	Total	Hispanic	Total	Hispanic	Total	Hispanic
White:					0	0		
Black/African American:					0	0		
Asian:					0	0		
American Indian/Alaskan Native:					0	0		
Native Hawaiian/Other Pacific Islander:					0	0		



U.S. Department of Housing and Urban Development
 Office of Community Planning and Development
 Integrated Disbursement and Information System
 CDBG Activity Summary Report (GPR) for Program Year 2018
 HENRICO COUNTY

Date: 25-Nov-2019
 Time: 9:50
 Page: 33

American Indian/Alaskan Native & White:	0	0							
Asian White:	0	0							
Black/African American & White:	0	0							
American Indian/Alaskan Native & Black/African American:	0	0							
Other multi-racial:	0	0							
Asian/Pacific Islander:	0	0							
Hispanic:	0	0							
Total:	0	0	0	0	0	0	0	0	0

Female-headed Households: 0

Income Category:

	Owner	Renter	Total	Person
Extremely Low			0	
Low Mod			0	
Moderate			0	
Non Low Moderate			0	
Total	0	0	0	0
Percent Low/Mod				

Annual Accomplishments

No data returned for this view. This might be because the applied filter excludes all data.



U.S. Department of Housing and Urban Development
 Office of Community Planning and Development
 Integrated Disbursement and Information System
 CDBG Activity Summary Report (GPR) for Program Year 2018
 HENRICO COUNTY

Date: 25-Nov-2019
 Time: 9:50
 Page: 34

PGM Year: 2018
Project: 0013 - Rebuilding Together Richmond Home Repair Program
IDIS Activity: 1243 - Rebuilding Together Richmond Home Repair Program

Status: Open
Location: 406 W Franklin St Richmond, VA 23220-4906

Objective: Create suitable living environments
Outcome: Availability/accessibility
Matrix Code: Rehab; Single-Unit Residential (14A) **National Objective:** LMH

Initial Funding Date: 10/26/2018

Description:
 Provide funds to Rebuilding Together Richmond to complete home repairs for low-income homeowners.

Financing

	Fund Type	Grant Year	Grant	Funded Amount	Drawn In Program Year	Drawn Thru Program Year
CDBG	EN	2018	B18UC510003	\$95,000.00	\$0.00	\$0.00
Total	Total			\$95,000.00	\$0.00	\$0.00

Proposed Accomplishments

Housing Units : 10

Actual Accomplishments

Number assisted:

	Owner		Renter		Total		Person	
	Total	Hispanic	Total	Hispanic	Total	Hispanic	Total	Hispanic
White:	0	0	0	0	0	0		0
Black/African American:	0	0	0	0	0	0	0	0
Asian:	0	0	0	0	0	0	0	0
American Indian/Alaskan Native:	0	0	0	0	0	0	0	0
Native Hawaiian/Other Pacific Islander:	0	0	0	0	0	0	0	0
American Indian/Alaskan Native & White:	0	0	0	0	0	0	0	0
Asian White:	0	0	0	0	0	0	0	0
Black/African American & White:	0	0	0	0	0	0	0	0
American Indian/Alaskan Native & Black/African American:	0	0	0	0	0	0	0	0
Other multi-racial:	0	0	0	0	0	0	0	0
Asian/Pacific Islander:	0	0	0	0	0	0	0	0
Hispanic:	0	0	0	0	0	0	0	0
Total:	0	0	0	0	0	0	0	0
Female-headed Households:	0		0		0			



U.S. Department of Housing and Urban Development
Office of Community Planning and Development
Integrated Disbursement and Information System
CDBG Activity Summary Report (GPR) for Program Year 2018
HENRICO COUNTY

Date: 25-Nov-2019

Time: 9:50

Page: 35

Income Category:

	Owner	Renter	Total	Person
Extremely Low	0	0	0	0
Low Mod	0	0	0	0
Moderate	0	0	0	0
Non Low Moderate	0	0	0	0
Total	0	0	0	0
Percent Low/Mod				

Annual Accomplishments

Years	Accomplishment Narrative	# Benefitting
2018	10/1/2019 Due to staffing changes, Rebuilding Together was not able to complete any home repair projects this year. Several projects are in the pipeline and a new agreement is in place allowing RTR until 9/30/2020 to spend the funds.	



U.S. Department of Housing and Urban Development
 Office of Community Planning and Development
 Integrated Disbursement and Information System
 CDBG Activity Summary Report (GPR) for Program Year 2018
 HENRICO COUNTY

Date: 25-Nov-2019
 Time: 9:50
 Page: 36

PGM Year: 2018
Project: 0014 - Greater Richmond ARC Camp Baker
IDIS Activity: 1244 - Greater Richmond ARC Camp Baker

Status: Completed 9/16/2019 12:00:00 AM
Location: 7600 Beach Rd Chesterfield, VA 23838-6513

Objective: Create suitable living environments
Outcome: Availability/accessibility
Matrix Code: Facility for Persons with Disabilities (03B) **National Objective:** LMC

Initial Funding Date: 10/26/2018

Description:
 Provide funds to Greater Richmond ARC to build a multi-purpose building at Camp Baker, a facility that provides services to individuals with mental disabilities.

Financing

	Fund Type	Grant Year	Grant	Funded Amount	Drawn In Program Year	Drawn Thru Program Year
CDBG	EN	2018	B18UC510003	\$125,000.00	\$125,000.00	\$125,000.00
Total	Total			\$125,000.00	\$125,000.00	\$125,000.00

Proposed Accomplishments

Public Facilities : 1

Actual Accomplishments

Number assisted:

	Owner		Renter		Total		Person	
	Total	Hispanic	Total	Hispanic	Total	Hispanic	Total	Hispanic
White:	0	0	0	0	0	0	51	0
Black/African American:	0	0	0	0	0	0	44	0
Asian:	0	0	0	0	0	0	2	0
American Indian/Alaskan Native:	0	0	0	0	0	0	0	0
Native Hawaiian/Other Pacific Islander:	0	0	0	0	0	0	0	0
American Indian/Alaskan Native & White:	0	0	0	0	0	0	0	0
Asian White:	0	0	0	0	0	0	0	0
Black/African American & White:	0	0	0	0	0	0	0	0
American Indian/Alaskan Native & Black/African American:	0	0	0	0	0	0	0	0
Other multi-racial:	0	0	0	0	0	0	8	0
Asian/Pacific Islander:	0	0	0	0	0	0	0	0
Hispanic:	0	0	0	0	0	0	0	0
Total:	0	0	0	0	0	0	105	0
Female-headed Households:	0		0		0			



U.S. Department of Housing and Urban Development
Office of Community Planning and Development
Integrated Disbursement and Information System
CDBG Activity Summary Report (GPR) for Program Year 2018
HENRICO COUNTY

Date: 25-Nov-2019

Time: 9:50

Page: 37

Income Category:

	Owner	Renter	Total	Person
Extremely Low	0	0	0	2
Low Mod	0	0	0	100
Moderate	0	0	0	0
Non Low Moderate	0	0	0	3
Total	0	0	0	105
Percent Low/Mod				97.1%

Annual Accomplishments

Years	Accomplishment Narrative	# Benefitting
2018	<p>The multi-purpose building was completed October 2019. A total of 661 people were served by programs at Camp Baker from 9/1/18 through 8/30/2019. Of those, 105 were Henrico residents (13 children, 92 adults). All adults are presumed to be low-income due to their disability. 10 of the children are from low-income families.</p> <p>The population listed as White below includes 1 person just listed as "Hispanic" and 11 people who did not report a race.</p>	



U.S. Department of Housing and Urban Development
 Office of Community Planning and Development
 Integrated Disbursement and Information System
 CDBG Activity Summary Report (GPR) for Program Year 2018
 HENRICO COUNTY

Date: 25-Nov-2019
 Time: 9:50
 Page: 38

PGM Year: 2018
Project: 0015 - St. Joseph Villa Youth Fitness Park
IDIS Activity: 1245 - St. Joseph Villa Youth Fitness Park

Status: Completed 9/30/2019 12:00:00 AM
Location: 8000 Brook Rd Richmond, VA 23227-1306

Objective: Create suitable living environments
Outcome: Availability/accessibility
Matrix Code: Facility for Persons with Disabilities (03B) **National Objective:** LMC

Initial Funding Date: 10/26/2018

Description:

Provides funds to St. Joseph's Villa for a youth fitness park to serve the children who receive services through the Villa.

Financing

	Fund Type	Grant Year	Grant	Funded Amount	Drawn In Program Year	Drawn Thru Program Year
CDBG	EN	2018	B18UC510003	\$50,000.00	\$50,000.00	\$50,000.00
Total	Total			\$50,000.00	\$50,000.00	\$50,000.00

Proposed Accomplishments

Public Facilities : 1

Actual Accomplishments

Number assisted:

	Owner		Renter		Total		Person	
	Total	Hispanic	Total	Hispanic	Total	Hispanic	Total	Hispanic
White:	0	0	0	0	0	0	33	3
Black/African American:	0	0	0	0	0	0	23	0
Asian:	0	0	0	0	0	0	1	0
American Indian/Alaskan Native:	0	0	0	0	0	0	0	0
Native Hawaiian/Other Pacific Islander:	0	0	0	0	0	0	0	0
American Indian/Alaskan Native & White:	0	0	0	0	0	0	0	0
Asian White:	0	0	0	0	0	0	0	0
Black/African American & White:	0	0	0	0	0	0	0	0
American Indian/Alaskan Native & Black/African American:	0	0	0	0	0	0	0	0
Other multi-racial:	0	0	0	0	0	0	3	0
Asian/Pacific Islander:	0	0	0	0	0	0	0	0
Hispanic:	0	0	0	0	0	0	0	0
Total:	0	0	0	0	0	0	60	3
Female-headed Households:	0		0		0			



U.S. Department of Housing and Urban Development
Office of Community Planning and Development
Integrated Disbursement and Information System
CDBG Activity Summary Report (GPR) for Program Year 2018
HENRICO COUNTY

Date: 25-Nov-2019

Time: 9:50

Page: 39

Income Category:

	Owner	Renter	Total	Person
Extremely Low	0	0	0	32
Low Mod	0	0	0	18
Moderate	0	0	0	6
Non Low Moderate	0	0	0	4
Total	0	0	0	60
Percent Low/Mod				93.3%

Annual Accomplishments

Years	Accomplishment Narrative	# Benefiting
2018	A new Youth Fitness Park was completed in September 2019. This facility provides an area for exercise and physical learning for children with disabilities. Total users of the park is estimated at 177 per year (95 children using the facility every school day). Of these, 60 children are Henrico residents and 56 of those are from low- to moderate-income families.	



U.S. Department of Housing and Urban Development
 Office of Community Planning and Development
 Integrated Disbursement and Information System
 CDBG Activity Summary Report (GPR) for Program Year 2018
 HENRICO COUNTY

Date: 25-Nov-2019
 Time: 9:50
 Page: 40

PGM Year: 2018
Project: 0016 - Laburnum Gateway Street Lighting
IDIS Activity: 1246 - Laburnum Gateway Street Lighting

Status: Open
Location: 401 E Laburnum Ave Richmond, VA 23222-2120

Objective: Create suitable living environments
Outcome: Availability/accessibility
Matrix Code: Street Improvements (03K)

National Objective: LMA

Initial Funding Date: 10/26/2018

Description:

Provides funds for enhanced street lighting in the Laburnum Gateway Revitalization Area.

Financing

	Fund Type	Grant Year	Grant	Funded Amount	Drawn In Program Year	Drawn Thru Program Year
CDBG	EN	2018	B18UC510003	\$100,000.00	\$0.00	\$0.00
Total	Total			\$100,000.00	\$0.00	\$0.00

Proposed Accomplishments

People (General) : 2,500
 Total Population in Service Area: 3,210
 Census Tract Percent Low / Mod: 83.18

Annual Accomplishments

No data returned for this view. This might be because the applied filter excludes all data.



U.S. Department of Housing and Urban Development
 Office of Community Planning and Development
 Integrated Disbursement and Information System
 CDBG Activity Summary Report (GPR) for Program Year 2018
 HENRICO COUNTY

Date: 25-Nov-2019
 Time: 9:50
 Page: 41

PGM Year: 2018
Project: 0017 - ESG18 2018-19 ESG Program
IDIS Activity: 1259 - Commonwealth Catholic Charities Homeless Prevention

Status: Open **Objective:** Provide decent affordable housing
Location: 1601 Rolling Hills Dr Richmond, VA 23229-5011 **Outcome:** Affordability
Matrix Code: Subsistence Payment (05Q) **National Objective:** LMC

Initial Funding Date: 05/13/2019

Description:
 This activity provides funds to Commonwealth Catholic Charities to operate a program providing emergency financial assistance to households facing homelessness.

Financing

	Fund Type	Grant Year	Grant	Funded Amount	Drawn In Program Year	Drawn Thru Program Year
CDBG	EN	Pre-2015		\$34,757.83	\$0.00	\$0.00
		2014	B14UC510003		\$10,570.04	\$10,570.04
Total	Total			\$34,757.83	\$10,570.04	\$10,570.04

Proposed Accomplishments
 People (General) : 10

Actual Accomplishments

Number assisted:	Owner		Renter		Total		Person	
	Total	Hispanic	Total	Hispanic	Total	Hispanic	Total	Hispanic
White:	0	0	0	0	0	0		0
Black/African American:	0	0	0	0	0	0	0	0
Asian:	0	0	0	0	0	0	0	0
American Indian/Alaskan Native:	0	0	0	0	0	0	0	0
Native Hawaiian/Other Pacific Islander:	0	0	0	0	0	0	0	0
American Indian/Alaskan Native & White:	0	0	0	0	0	0	0	0
Asian White:	0	0	0	0	0	0	0	0
Black/African American & White:	0	0	0	0	0	0	0	0
American Indian/Alaskan Native & Black/African American:	0	0	0	0	0	0	0	0
Other multi-racial:	0	0	0	0	0	0	0	0
Asian/Pacific Islander:	0	0	0	0	0	0	0	0
Hispanic:	0	0	0	0	0	0	0	0
Total:	0	0	0	0	0	0	0	0
Female-headed Households:	0		0		0			



U.S. Department of Housing and Urban Development
Office of Community Planning and Development
Integrated Disbursement and Information System
CDBG Activity Summary Report (GPR) for Program Year 2018
HENRICO COUNTY

Date: 25-Nov-2019

Time: 9:50

Page: 42

Income Category:

	Owner	Renter	Total	Person
Extremely Low	0	0	0	0
Low Mod	0	0	0	0
Moderate	0	0	0	0
Non Low Moderate	0	0	0	0
Total	0	0	0	0
Percent Low/Mod				

Annual Accomplishments

Years	Accomplishment Narrative	# Benefiting
2018		



U.S. Department of Housing and Urban Development
Office of Community Planning and Development
Integrated Disbursement and Information System
CDBG Activity Summary Report (GPR) for Program Year 2018
HENRICO COUNTY

Date: 25-Nov-2019

Time: 9:50

Page: 43

Total Funded Amount:	\$2,372,789.91
Total Drawn Thru Program Year:	\$2,016,102.12
Total Drawn In Program Year:	\$1,623,232.68

U.S. Department of Housing and Urban Development
 Office of Community Planning and Development
 Integrated Disbursement and Information System
 Home Matching Liability Report

DATE: 11-15-19
 TIME: 16:02
 PAGE: 1

HENRICO COUNTY, VA

FiscalYear	MatchPercent	TotalDisbursements	PaymentsRequiring Match	Unmet LiabilityAmount
1998	25.0 %	\$195,579.72	\$174,250.00	\$43,562.50
1999	25.0 %	\$454,150.96	\$432,387.26	\$108,096.81
2000	25.0 %	\$766,498.55	\$734,301.25	\$183,575.31
2001	25.0 %	\$564,435.07	\$496,999.00	\$124,249.75
2002	25.0 %	\$878,548.68	\$838,571.22	\$209,642.80
2003	25.0 %	\$435,371.93	\$389,294.00	\$97,323.50
2004	0.0 %	\$902,792.69	\$0.00	\$0.00
2005	25.0 %	\$985,158.21	\$925,857.37	\$231,464.34
2006	25.0 %	\$563,104.09	\$507,064.24	\$126,766.06
2007	25.0 %	\$906,419.08	\$837,036.30	\$209,259.07
2008	25.0 %	\$1,003,639.75	\$944,248.09	\$236,062.02
2009	25.0 %	\$902,722.09	\$799,277.00	\$199,819.25
2010	25.0 %	\$947,570.26	\$847,097.59	\$211,774.39
2011	25.0 %	\$1,052,178.62	\$966,607.00	\$241,651.75
2012	25.0 %	\$900,467.11	\$813,811.89	\$203,452.97
2013	25.0 %	\$589,330.44	\$528,443.50	\$132,110.87
2014	25.0 %	\$743,134.33	\$682,395.80	\$170,598.95
2015	25.0 %	\$618,325.14	\$559,832.50	\$139,958.12
2016	25.0 %	\$604,877.07	\$545,599.82	\$136,399.95
2017	25.0 %	\$686,995.69	\$626,550.30	\$156,637.57
2018	25.0 %	\$828,772.38	\$754,660.39	\$188,665.09

U.S. DEPARTMENT OF HOUSING AND URBAN
DEVELOPMENT
OFFICE OF COMMUNITY PLANNING AND DEVELOPMENT
PR06 - Summary of Consolidated Plan Projects for Report
Year

DATE: 11/25/2019
TIME: 10:16:34 AM
PAGE: 1/1

IDIS

Plan IDIS Year Project	Project Title and Description	Program	Project Estimate	Committed Amount	Amount Drawn Thru Report Year	Amount Available to Draw	Amount Drawn in Report Year	
2018 1	CDBG Admin PY 18	Provide funds for the administration of the CDBG program	CDBG	\$262,000.00	\$226,121.44	\$226,121.44	\$0.00	\$226,121.44
2	HOME Program Administration PY 18	Provides funds for the administration of the HOME Program.	HOME	\$89,000.00	\$76,098.22	\$70,129.28	\$5,968.94	\$70,129.28
3	Commercial Assistance Program PY 18	Provide funds for the administration of the Enterprise Zone Program.	CDBG	\$191,000.00	\$183,044.05	\$183,044.05	\$0.00	\$183,044.05
4	Enterprise Zone Design Assistance		CDBG	\$15,000.00	\$15,000.00	\$7,500.00	\$7,500.00	\$7,500.00
5	Enterprise Zone Facade Grants		CDBG	\$30,000.00	\$30,000.00	\$0.00	\$30,000.00	\$0.00
6	CONNECT Program	Project provides support for an after-school program providing tutoring assistance and other services to children living in subsidized housing complexes	CDBG	\$169,000.00	\$156,797.49	\$156,797.49	\$0.00	\$156,797.49
7	project:HOMES Homeowner Rehabilitation Program	Program provides moderate home rehabilitation to low-income homeowners who are elderly and/or disabled.	CDBG	\$89,975.00	\$80,000.00	\$80,000.00	\$0.00	\$80,000.00
			HOME	\$518,907.00	\$500,337.00	\$499,337.00	\$1,000.00	\$499,337.00
8	project:HOMES Critical Home Repair Program	Program provides minor home repairs for low-and moderate-income homeowners.	CDBG	\$573,329.00	\$572,337.00	\$572,337.00	\$0.00	\$572,337.00
9	HOME Inc. Downpayment Assistance	Provision of down payment assistance grants to first-time, low-or moderate-income homebuyers.	CDBG	\$27,500.00	\$27,500.00	\$27,500.00	\$0.00	\$27,500.00
			HOME	\$130,995.00	\$137,798.00	\$125,048.00	\$12,750.00	\$125,048.00
10	Southside Community Development & Housing Corporation Downpayment Assistance	Provision of downpayment assistance grants to first time, low-or moderate-income homebuyers.	CDBG	\$18,000.00	\$13,500.00	\$13,500.00	\$0.00	\$13,500.00
			HOME	\$65,000.00	\$56,500.00	\$43,500.00	\$13,000.00	\$43,500.00
11	CHDO Activities Rehab For Sale	Provide funds to assist in the development of affordable housing to low-income, first-time homebuyers. Affordable housing created through either the acquisition, rehab, and sale of an existing vacant home or through new construction.	HOME	\$135,000.00	\$0.00	\$40,863.00	(\$40,863.00)	\$8,585.00
12	HOME Inc. Fair Housing Outreach	Provide funds for fair housing education including seminars and brochure distribution.	CDBG	\$15,000.00	\$15,000.00	\$15,000.00	\$0.00	\$15,000.00
13	Rebuilding Together Richmond Home Repair Program	Program provides minor home repairs for low-and moderate-income homeowners.	CDBG	\$95,000.00	\$95,000.00	\$0.00	\$95,000.00	\$0.00
14	Greater Richmond ARC Camp Baker	Provides funds for the construction of a multi-purpose building serving disabled adults and children.	CDBG	\$125,000.00	\$125,000.00	\$125,000.00	\$0.00	\$125,000.00
15	St. Joseph Villa Youth Fitness Park	provides funding for an outdoor recreation and fitness area for adolescents and teens in mental health and disability programs.	CDBG	\$50,000.00	\$50,000.00	\$50,000.00	\$0.00	\$50,000.00
16	Laburnum Gateway Street Lighting	Provides funding for improved street lighting along Laburnum Avenue and St. Lukes Apartments area.	CDBG	\$100,000.00	\$100,000.00	\$0.00	\$100,000.00	\$0.00
17	ESG18 2018-19 ESG Program	Provide funds for the 2018-19 ESG Program	CDBG	\$0.00	\$34,757.83	\$10,570.04	\$24,187.79	\$10,570.04
			HESG	\$138,560.00	\$138,339.22	\$97,961.56	\$40,377.66	\$97,961.56
18	Commonwealth Catholic Charities	Assists in prevention of homelessness and the relocation of families in hotels.	CDBG	\$34,758.00	\$0.00	\$0.00	\$0.00	\$0.00



U.S. Department of Housing and Urban Development
 Office of Community Planning and Development
 Integrated Disbursement and Information System
 HOME Summary of Accomplishments

DATE: 11-25-19
 TIME: 10:22
 PAGE: 1

Program Year: 2018
 Start Date 01-Oct-2018 - End Date 30-Sep-2019
 HENRICO COUNTY
 Home Disbursements and Unit Completions

Activity Type	Disbursed Amount	Units Completed	Units Occupied
First Time Homebuyers	\$433,833.00	24	24
Existing Homeowners	\$332,726.23	9	9
Total, Homebuyers and Homeowners	\$766,559.23	33	33
Grand Total	\$766,559.23	33	33

Home Unit Completions by Percent of Area Median Income

Activity Type	Units Completed					
	0% - 30%	31% - 50%	51% - 60%	61% - 80%	Total 0% - 60%	Total 0% - 80%
First Time Homebuyers	0	1	8	15	9	24
Existing Homeowners	2	5	1	1	8	9
Total, Homebuyers and Homeowners	2	6	9	16	17	33
Grand Total	2	6	9	16	17	33

Home Unit Reported As Vacant

Activity Type	Reported as Vacant
First Time Homebuyers	0
Existing Homeowners	0
Total, Homebuyers and Homeowners	0
Grand Total	0



Program Year: 2018

Start Date 01-Oct-2018 - End Date 30-Sep-2019

HENRICO COUNTY

Home Unit Completions by Racial / Ethnic Category

	First Time Homebuyers		Existing Homeowners	
	Units Completed	Units Completed - Hispanics	Units Completed	Units Completed - Hispanics
White	4	0	0	0
Black/African American	20	0	8	0
Asian	0	0	1	0
Total	24	0	9	0

	Total, Homebuyers and Homeowners		Grand Total	
	Units Completed	Units Completed - Hispanics	Units Completed	Units Completed - Hispanics
White	4	0	4	0
Black/African American	28	0	28	0
Asian	1	0	1	0
Total	33	0	33	0



U.S. Department of Housing and Urban Development
 Office of Community Planning and Development
 Integrated Disbursement and Information System
 CDBG Summary of Accomplishments
 Program Year: 2018

DATE: 11-25-19
 TIME: 10:26
 PAGE: 1

HENRICO COUNTY

Count of CDBG Activities with Disbursements by Activity Group & Matrix Code

Activity Group	Activity Category	Open Count	Open Activities Disbursed	Completed Count	Completed Activities Disbursed	Program Year Count	Total Activities Disbursed
Economic Development	Rehab; Publicly or Privately-Owned Commercial/Industrial (14E)	1	\$0.00	0	\$0.00	1	\$0.00
	ED Technical Assistance (18B)	1	\$7,500.00	1	\$183,044.05	2	\$190,544.05
	Total Economic Development	2	\$7,500.00	1	\$183,044.05	3	\$190,544.05
Housing	Housing Counseling, under 24 CFR 5.100, for Homeownership Assistance (13B) (13A)	0	\$0.00	2	\$41,000.00	2	\$41,000.00
	Rehab; Single-Unit Residential (14A)	1	\$0.00	3	\$652,337.00	4	\$652,337.00
	Rehab; Multi-Unit Residential (14B)	0	\$0.00	1	\$0.00	1	\$0.00
	Acquisition for Rehabilitation (14G)	1	\$0.00	0	\$0.00	1	\$0.00
	Total Housing	2	\$0.00	6	\$693,337.00	8	\$693,337.00
Public Facilities and Improvements	Senior Centers (03A)	0	\$0.00	1	\$0.00	1	\$0.00
	Facility for Persons with Disabilities (03B)	0	\$0.00	2	\$175,000.00	2	\$175,000.00
	Parks, Recreational Facilities (03F)	0	\$0.00	1	\$99,085.66	1	\$99,085.66
	Street Improvements (03K)	1	\$0.00	0	\$0.00	1	\$0.00
	Total Public Facilities and Improvements	1	\$0.00	4	\$274,085.66	5	\$274,085.66
Public Services	Youth Services (05D)	0	\$0.00	1	\$156,797.49	1	\$156,797.49
	Substance Abuse Services (05F)	1	\$56,777.00	0	\$0.00	1	\$56,777.00
	Subsistence Payment (05Q)	1	\$10,570.04	0	\$0.00	1	\$10,570.04
	Total Public Services	2	\$67,347.04	1	\$156,797.49	3	\$224,144.53
General Administration and Planning	Planning (20)	0	\$0.00	1	\$0.00	1	\$0.00
	General Program Administration (21A)	0	\$0.00	1	\$226,121.44	1	\$226,121.44
	Fair Housing Activities (subject to 20% Admin Cap) (21D)	0	\$0.00	1	\$15,000.00	1	\$15,000.00
	Total General Administration and Planning	0	\$0.00	3	\$241,121.44	3	\$241,121.44
Grand Total		7	\$74,847.04	15	\$1,548,385.64	22	\$1,623,232.68



U.S. Department of Housing and Urban Development
 Office of Community Planning and Development
 Integrated Disbursement and Information System
 CDBG Summary of Accomplishments
 Program Year: 2018

DATE: 11-25-19
 TIME: 10:26
 PAGE: 2

HENRICO COUNTY

CDBG Sum of Actual Accomplishments by Activity Group and Accomplishment Type

Activity Group	Matrix Code	Accomplishment Type	Open Count	Completed Count	Program Year Totals
Economic Development	Rehab; Publicly or Privately-Owned Commercial/Industrial (14E)	Jobs	0	0	0
	ED Technical Assistance (18B)	Jobs	7	7	14
	Total Economic Development		7	7	14
Housing	Housing Counseling, under 24 CFR 5.100, for Homeownership Assistance (13B) (13A)	Households	0	19	19
	Rehab; Single-Unit Residential (14A)	Housing Units	0	80	80
	Rehab; Multi-Unit Residential (14B)	Housing Units	0	5	5
	Acquisition for Rehabilitation (14G)	Housing Units	0	0	0
	Total Housing		0	104	104
Public Facilities and Improvements	Senior Centers (03A)	Public Facilities	0	152	152
	Facility for Persons with Disabilities (03B)	Public Facilities	0	165	165
	Parks, Recreational Facilities (03F)	Public Facilities	0	1,235	1,235
	Street Improvements (03K)	Persons	0	0	0
	Total Public Facilities and Improvements		0	1,552	1,552
Public Services	Youth Services (05D)	Persons	0	127	127
	Substance Abuse Services (05F)	Persons	0	0	0
	Subsistence Payment (05Q)	Persons	0	0	0
	Total Public Services		0	127	127
Grand Total			7	1,790	1,797



HENRICO COUNTY

CDBG Beneficiaries by Racial / Ethnic Category

Housing-Non Housing	Race	Total Persons	Total Hispanic		Total Hispanic Households
			Persons	Total Households	
Housing	White	0	0	17	0
	Black/African American	0	0	85	0
	Asian	0	0	1	0
	Black/African American & White	0	0	1	0
	Total Housing	0	0	104	0
Non Housing	White	166	4	0	0
	Black/African American	269	1	0	0
	Asian	6	0	0	0
	Amer. Indian/Alaskan Native & Black/African Amer.	6	0	0	0
	Other multi-racial	11	0	0	0
	Total Non Housing	458	5	0	0
Grand Total	White	166	4	17	0
	Black/African American	269	1	85	0
	Asian	6	0	1	0
	Black/African American & White	0	0	1	0
	Amer. Indian/Alaskan Native & Black/African Amer.	6	0	0	0
	Other multi-racial	11	0	0	0
	Total Grand Total	458	5	104	0



HENRICO COUNTY

CDBG Beneficiaries by Income Category

	Income Levels	Owner Occupied	Renter Occupied	Persons
Housing	Extremely Low (<=30%)	15	5	0
	Low (>30% and <=50%)	37	0	0
	Mod (>50% and <=80%)	42	0	0
	Total Low-Mod	94	5	0
	Non Low-Mod (>80%)	0	0	0
	Total Beneficiaries	94	5	0
Non Housing	Extremely Low (<=30%)	0	0	134
	Low (>30% and <=50%)	0	0	141
	Mod (>50% and <=80%)	0	0	20
	Total Low-Mod	0	0	295
	Non Low-Mod (>80%)	0	0	11
	Total Beneficiaries	0	0	306



U.S. Department of Housing and Urban Development
 Office of Community Planning and Development
 Integrated Disbursement and Information System
 PR91 - ESG Financial Summary
 HENRICO COUNTY, VA
 2018

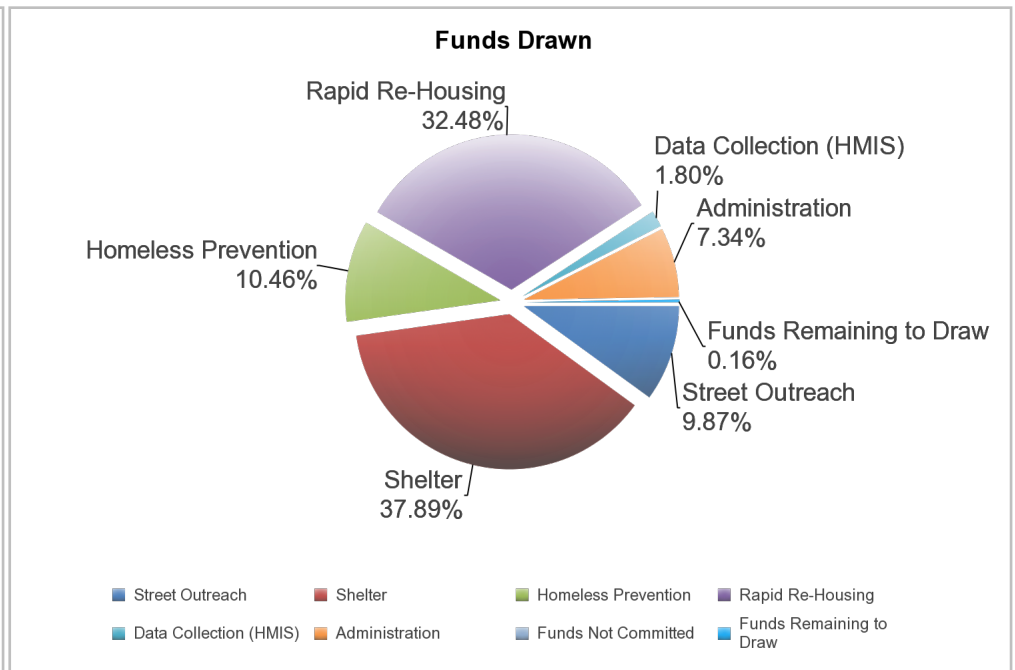
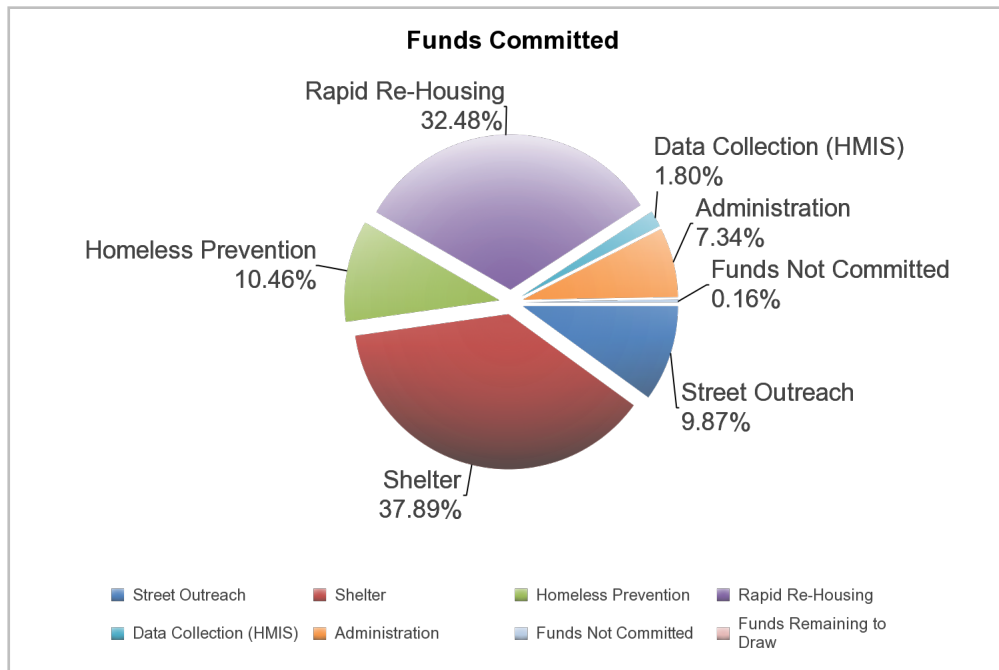
DATE: 11-25-19
 TIME: 10:29
 PAGE: 1

ESG Program Level Summary

Grant Number	Total Grant Amount	Total Funds Committed	Total Funds Available to Commit	% of Grant Funds Not Committed	Grant Funds Drawn	% of Grant Funds Drawn	Available to Draw	% Remaining to Draw
E18UC510003	\$138,560.00	\$138,339.22	\$220.78	0.16%	\$138,339.22	99.84%	\$220.78	0.16%

ESG Program Components

Activity Type	Total Committed to Activities	% of Grant Committed	Drawn Amount	% of Grant Drawn
Street Outreach	\$13,670.00	9.87%	\$13,670.00	9.87%
Shelter	\$52,500.00	37.89%	\$52,500.00	37.89%
Homeless Prevention	\$14,500.00	10.46%	\$14,500.00	10.46%
Rapid Re-Housing	\$45,000.00	32.48%	\$45,000.00	32.48%
Data Collection (HMIS)	\$2,500.00	1.80%	\$2,500.00	1.80%
Administration	\$10,169.22	7.34%	\$10,169.22	7.34%
Funds Not Committed	\$220.78	0.16%	\$0.00	0.00%
Funds Remaining to Draw	\$0.00	0.00%	\$220.78	0.16%
Total	\$138,560.00	100.00%	\$138,560.00	100.00%



U.S. Department of Housing and Urban Development
 Office of Community Planning and Development
 Integrated Disbursement and Information System
 PR91 - ESG Financial Summary
 HENRICO COUNTY, VA
 2018

DATE: 11-25-19
 TIME: 10:29
 PAGE: 2

24-Month Grant Expenditure Deadline

All of the recipient's grant must be expended for eligible activity costs within 24 months after the date HUD signs the grant agreement with the recipient. Expenditure means either an actual cash disbursement for a direct charge for a good or service or an indirect cost or the accrual of a direct charge for a good or service or an indirect cost. This report uses draws in IDIS to measure expenditures. HUD allocated Fiscal Year 2011 ESG funds in two allocations. For FY2011, this Obligation Date is the date of the first allocation. This report does not list the Obligation Date, does not calculate the Expenditure Deadline, and does not track the Days Remaining for the FY 2011 second allocation.

Grant Amount: \$138,560.00

Grant Number	Draws to Date	HUD Obligation Date	Expenditure Deadline	Days Remaining to Meet Requirement Date	Expenditures Required
E18UC510003	\$138,339.22	08/29/2018	08/29/2020	279	\$220.78

60% Cap on Emergency Shelter and Street Outreach

The cap refers to the total amount of the recipient's fiscal year grant, allowed for emergency shelter and street outreach activities, is capped at 60 percent. This amount cannot exceed the greater of: (1) 60% of the overall grant for the year; or, (2) the amount of Fiscal Year 2010 ESG funds committed for homeless assistance activities.

Amount Committed to Shelter	Amount Committed to Street Outreach	Total Amount Committed to Shelter and Street Outreach	% Committed to Shelter and Street Outreach	2010 Funds Committed to Homeless Assistance Activities	Total Drawn for Shelter and Street Outreach	% Drawn for Shelter and Street Outreach
\$52,500.00	\$13,670.00	\$66,170.00	47.76%		\$66,170.00	47.76%

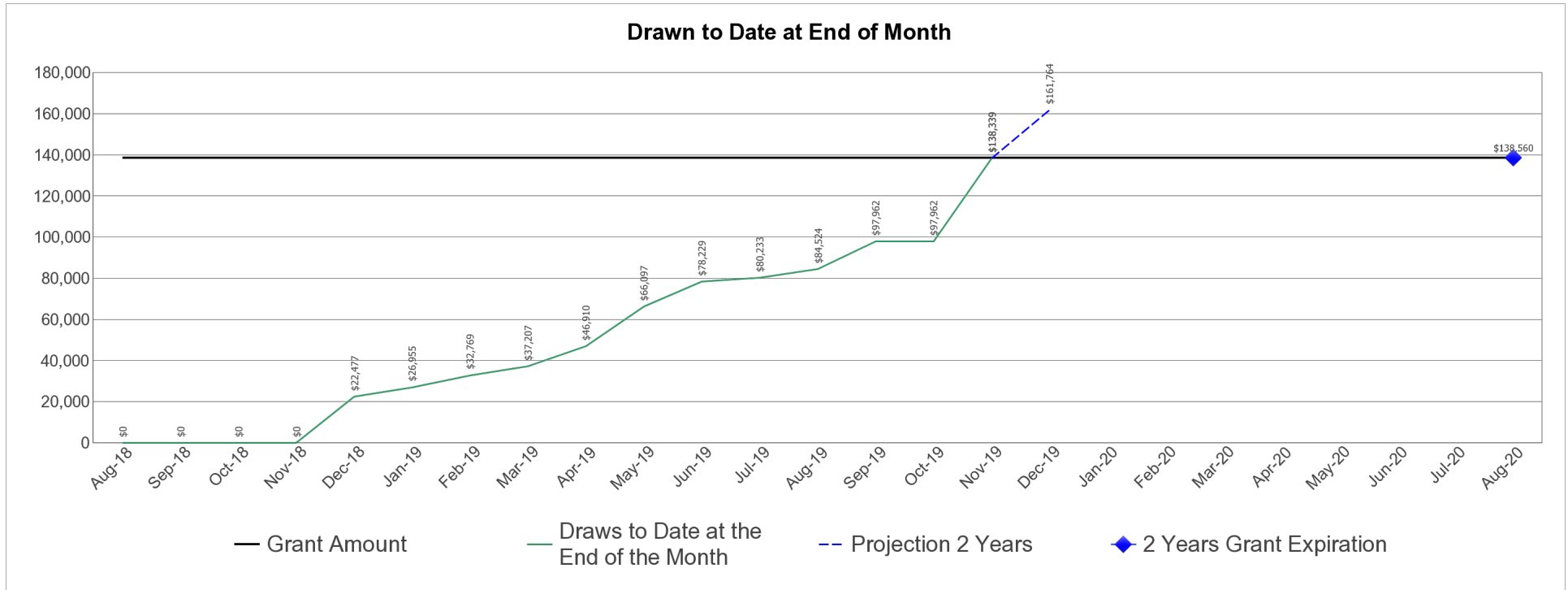


U.S. Department of Housing and Urban Development
 Office of Community Planning and Development
 Integrated Disbursement and Information System
 PR91 - ESG Financial Summary
 HENRICO COUNTY, VA
 2018

DATE: 11-25-19
 TIME: 10:29
 PAGE: 3

ESG Draws By Month (at the total grant level):

Grant Amount: 138,560.00



ESG Draws By Quarter (at the total grant level):

Quarter End Date	Draws for the Quarter	Draws to Date at the End of the Quarter	% Drawn for the Quarter	% Drawn to Date at End of Quarter
09/30/2018	\$0.00	\$0.00	0.00%	0.00%
12/31/2018	\$22,476.52	\$22,476.52	16.22%	16.22%
03/31/2019	\$14,730.15	\$37,206.67	10.63%	26.85%
06/30/2019	\$41,022.73	\$78,229.40	29.61%	56.46%
09/30/2019	\$19,732.16	\$97,961.56	14.24%	70.70%
12/31/2019	\$40,377.66	\$138,339.22	29.14%	99.84%



U.S. Department of Housing and Urban Development
Office of Community Planning and Development
Integrated Disbursement and Information System
PR91 - ESG Financial Summary
HENRICO COUNTY, VA
2018

DATE: 11-25-19
TIME: 10:29
PAGE: 4

ESG Subrecipient Commitments and Draws by Activity Category :

Subrecipient	Activity Type	Committed	Drawn
HENRICO COUNTY	Administration	\$10,169.22	\$10,169.22
	Total	\$10,169.22	\$10,169.22
	Total Remaining to be Drawn		\$0.00
	Percentage Remaining to be Drawn		0.00%
HOMEWARD	Data Collection (HMIS)	\$2,500.00	\$2,500.00
	Total	\$2,500.00	\$2,500.00
	Total Remaining to be Drawn		\$0.00
	Percentage Remaining to be Drawn		0.00%
CARITAS	Shelter	\$20,000.00	\$20,000.00
	Total	\$20,000.00	\$20,000.00
	Total Remaining to be Drawn		\$0.00
	Percentage Remaining to be Drawn		0.00%
YWCA	Homeless Prevention	\$14,500.00	\$14,500.00
	Total	\$14,500.00	\$14,500.00
	Total Remaining to be Drawn		\$0.00
	Percentage Remaining to be Drawn		0.00%
Commonwealth Catholic Charities	Street Outreach	\$13,670.00	\$13,670.00
	Total	\$13,670.00	\$13,670.00
	Total Remaining to be Drawn		\$0.00
	Percentage Remaining to be Drawn		0.00%
Housing Families First	Shelter	\$32,500.00	\$32,500.00
	Rapid Re-Housing	\$45,000.00	\$45,000.00
	Total	\$77,500.00	\$77,500.00
	Total Remaining to be Drawn		\$0.00
	Percentage Remaining to be Drawn		0.00%

U.S. Department of Housing and Urban Development
Office of Community Planning and Development
Integrated Disbursement and Information System
PR91 - ESG Financial Summary
HENRICO COUNTY, VA
2018

DATE: 11-25-19
TIME: 10:29
PAGE: 5

ESG Subrecipients by Activity Category

Activity Type	Subrecipient
Street Outreach	Commonwealth Catholic Charities
Shelter	CARITAS
	Housing Families First
Homeless Prevention	YWCA
Rapid Re-Housing	Housing Families First
Data Collection (HMIS)	HOMEWARD
Administration	HENRICO COUNTY



HUD ESG CAPER FY2020

Grant: ESG: Henrico County - VA - Report Type: CAPER

Report Date Range

10/1/2018 to 9/30/2019

Q01a. Contact Information

First name	Scott
Middle name	
Last name	Carter
Suffix	
Title	
Street Address 1	4062 Crockett Street
Street Address 2	
City	Henrico
State	Virginia
ZIP Code	23228
E-mail Address	car80@henrico.us
Phone Number	(804)501-7612
Extension	
Fax Number	(804)501-7630

Q01b. Grant Information

As of 11/22/2019

ESG Information from IDIS

FISCAL YEAR	GRANT NUMBER	CURRENT AUTHORIZED AMOUNT	TOTAL DRAWN	BALANCE	OBLIGATION DATE	EXPENDITURE DEADLINE
2019	E19UC510003	\$143,640.00	\$0	\$143,640.00	9/4/2019	9/4/2021
2018	E18UC510003	\$138,560.00	\$138,339.22	\$220.78	8/29/2018	8/29/2020
2017	E17UC510003	\$138,518.00	\$138,518.00	\$0	9/12/2017	9/12/2019
2016	E16UC510003	\$141,855.00	\$141,855.00	\$0	8/3/2016	8/3/2018
2015	E15UC510003	\$139,425.00	\$139,425.00	\$0	9/30/2015	9/30/2017
2014	E14UC510004	\$126,171.00	\$126,171.00	\$0	10/18/2014	10/18/2016
2013						
2012						
2011						
Total		\$828,169.00	\$684,308.22	\$143,860.78		

CAPER reporting includes funds used from fiscal year:

Project types carried out during the program year:

Enter the number of each type of projects funded through ESG during this program year.

Street Outreach	1
Emergency Shelter	2
Transitional Housing (grandfathered under ES)	0
Day Shelter (funded under ES)	0
Rapid Re-Housing	1
Homelessness Prevention	1

Q01c. Additional Information

HMIS

Comparable Database

Are 100% of the project(s) funded through ESG, which are allowed to use HMIS, entering data into HMIS?	Yes
Have all of the projects entered data into Sage via a CSV - CAPER Report upload?	Yes
Are 100% of the project(s) funded through ESG, which are allowed to use a comparable database, entering data into the comparable database?	Yes
Have all of the projects entered data into Sage via a CSV - CAPER Report upload?	Yes

Q04a: Project Identifiers in HMIS

Organization Name	Organization ID	Project Name	Project ID	HMIS Project Type	Method for Tracking ES	Affiliated with a residential project	Project IDs of affiliations	CoC Number	Geocode	Victim Service Provider	HMIS Software Name	Report Start Date	Report End Date
Housing Families First	3	Housing Families First: Emergency Shelter	16	1	0			VA-500	511308	0	ServicePoint	2018-10-01	2019-09-30
Housing Families First	3	Housing Families First: ESG Rapid Rehousing Henrico	1424	13				VA-500	511308	0	ServicePoint	2018-10-01	2019-09-30
**** Do Not Use***Commonwealth Catholic Charities Homeless Point of Entry (closed)	385	Commonwealth Catholic Charities: Street Outreach Richmond	1649	4				VA-500	511308	0	ServicePoint	2018-10-01	2019-09-30
CARITAS	7	CARITAS: Family Focus Emergency Shelter DHCD/VHSP & City closed	27	1	0			VA-500	511308	0	ServicePoint	2018-10-01	2019-10-01
CARITAS	7	CARITAS: Single Adult Emergency Shelter Case Management DHCD/VHSP & City	1341	1	0			VA-500	511308	0	ServicePoint	2018-10-01	2019-10-01
CARITAS	7	CARITAS: Single Men Emergency Shelter (THP) (closed)	1544	1	0			VA-500	511308	0	ServicePoint	2018-10-01	2019-10-01

Q05a: Report Validations Table

Total Number of Persons Served	1361
Number of Adults (Age 18 or Over)	1081
Number of Children (Under Age 18)	279
Number of Persons with Unknown Age	1
Number of Leavers	1154
Number of Adult Leavers	921
Number of Adult and Head of Household Leavers	922
Number of Stayers	207
Number of Adult Stayers	160
Number of Veterans	98
Number of Chronically Homeless Persons	341
Number of Youth Under Age 25	58
Number of Parenting Youth Under Age 25 with Children	12
Number of Adult Heads of Household	1010
Number of Child and Unknown-Age Heads of Household	1
Heads of Households and Adult Stayers in the Project 365 Days or More	0

Q06a: Data Quality: Personally Identifying Information (PII)

Data Element	Client Doesn't Know/Refused	Information Missing	Data Issues	Total	% of Error Rate
Name	0	0	0	0	0.00 %
Social Security Number	47	3	9	59	4.34 %
Date of Birth	0	2	0	2	0.15 %
Race	0	1	0	1	0.07 %
Ethnicity	0	2	0	2	0.15 %
Gender	0	1	0	1	0.07 %
Overall Score				61	4.48 %

Q06b: Data Quality: Universal Data Elements

	Error Count	% of Error Rate
Veteran Status	0	0.00 %
Project Start Date	0	0.00 %
Relationship to Head of Household	12	0.88 %
Client Location	0	0.00 %
Disabling Condition	10	0.73 %

Q06c: Data Quality: Income and Housing Data Quality

	Error Count	% of Error Rate
Destination	318	27.56 %
Income and Sources at Start	30	2.97 %
Income and Sources at Annual Assessment	0	--
Income and Sources at Exit	44	4.77 %

Q06d: Data Quality: Chronic Homelessness

	Count of Total Records	Missing Time in Institution	Missing Time in Housing	Approximate Date Started DK/R/missing	Number of Times DK/R/missing	Number of Months DK/R/missing	% of Records Unable to Calculate
ES, SH, Street Outreach	700	0	0	18	20	20	2.67 %
TH	0	0	0	0	0	0	--
PH (All)	73	0	0	0	0	0	0.00 %
Total	773	0	0	0	0	0	2.42 %

Q06e: Data Quality: Timeliness

	Number of Project Start Records	Number of Project Exit Records
0 days	153	227
1-3 Days	540	309
4-6 Days	50	87
7-10 Days	13	31
11+ Days	121	231

Q06f: Data Quality: Inactive Records: Street Outreach & Emergency Shelter

	# of Records	# of Inactive Records	% of Inactive Records
Contact (Adults and Heads of Household in Street Outreach or ES - NBN)	10	10	100.00 %
Bed Night (All Clients in ES - NBN)	0	0	--

Q07a: Number of Persons Served

	Total	Without Children	With Children and Adults	With Only Children	Unknown Household Type
Adults	1081	925	154	0	2
Children	279	0	275	3	1
Client Doesn't Know/ Client Refused	0	0	0	0	0
Data Not Collected	1	0	0	0	1
Total	1361	925	429	3	4
For PSH & RRH – the total persons served who moved into housing	159	25	134	0	0

Q08a: Households Served

	Total	Without Children	With Children and Adults	With Only Children	Unknown Household Type
Total Households	1011	886	124	0	1
For PSH & RRH – the total households served who moved into housing	54	20	34	0	0

Q08b: Point-in-Time Count of Households on the Last Wednesday

	Total	Without Children	With Children and Adults	With Only Children	Unknown Household Type
January	98	79	19	0	0
April	95	80	15	0	0
July	148	125	23	0	0
October	107	75	32	0	0

Q09a: Number of Persons Contacted

	All Persons Contacted	First contact – NOT staying on the Streets, ES, or SH	First contact – WAS staying on Streets, ES, or SH	First contact – Worker unable to determine
Once	0	0	0	0
2-5 Times	0	0	0	0
6-9 Times	0	0	0	0
10+ Times	0	0	0	0
Total Persons Contacted	0	0	0	0

Q09b: Number of Persons Engaged

	All Persons Contacted	First contact – NOT staying on the Streets, ES, or SH	First contact – WAS staying on Streets, ES, or SH	First contact – Worker unable to determine
Once	0	0	0	0
2-5 Contacts	0	0	0	0
6-9 Contacts	0	0	0	0
10+ Contacts	0	0	0	0
Total Persons Engaged	0	0	0	0
Rate of Engagement	0.00	0.00	0.00	0.00

Q10a: Gender of Adults

	Total	Without Children	With Children and Adults	Unknown Household Type
Male	592	560	31	1
Female	488	364	123	1
Trans Female (MTF or Male to Female)	0	0	0	0
Trans Male (FTM or Female to Male)	1	1	0	0
Gender Non-Conforming (i.e. not exclusively male or female)	0	0	0	0
Client Doesn't Know/Client Refused	0	0	0	0
Data Not Collected	0	0	0	0
Subtotal	1081	925	154	2

Q10b: Gender of Children

	Total	With Children and Adults	With Only Children	Unknown Household Type
Male	141	140	1	0
Female	138	135	2	1
Trans Female (MTF or Male to Female)	0	0	0	0
Trans Male (FTM or Female to Male)	0	0	0	0
Gender Non-Conforming (i.e. not exclusively male or female)	0	0	0	0
Client Doesn't Know/Client Refused	0	0	0	0
Data Not Collected	0	0	0	0
Subtotal	279	275	3	1

Q10c: Gender of Persons Missing Age Information

	Total	Without Children	With Children and Adults	With Only Children	Unknown Household Type
Male	0	0	0	0	0
Female	0	0	0	0	0
Trans Female (MTF or Male to Female)	0	0	0	0	0
Trans Male (FTM or Female to Male)	0	0	0	0	0
Gender Non-Conforming (i.e. not exclusively male or female)	0	0	0	0	0
Client Doesn't Know/Client Refused	0	0	0	0	0
Data Not Collected	1	0	0	0	1
Subtotal	1	0	0	0	1

Q10d: Gender by Age Ranges

	Total	Under Age 18	Age 18-24	Age 25-61	Age 62 and over	Client Doesn't Know/ Client Refused	Data Not Collected
Male	733	141	27	481	84	0	0
Female	626	138	40	418	30	0	0
Trans Female (MTF or Male to Female)	1	0	0	1	0	0	0
Trans Male (FTM or Female to Male)	0	0	0	0	0	0	0
Gender Non-Conforming (i.e. not exclusively male or female)	0	0	0	0	0	0	0
Client Doesn't Know/Client Refused	0	0	0	0	0	0	0
Data Not Collected	1	0	0	0	0	0	1
Subtotal	1361	279	67	900	114	0	1

Q11: Age

	Total	Without Children	With Children and Adults	With Only Children	Unknown Household Type
Under 5	115	0	112	2	1
5 - 12	134	0	133	1	0
13 - 17	30	0	30	0	0
18 - 24	67	49	16	0	2
25 - 34	227	137	90	0	0
35 - 44	190	159	31	0	0
45 - 54	263	252	11	0	0
55 - 61	220	217	3	0	0
62+	114	111	3	0	0
Client Doesn't Know/Client Refused	0	0	0	0	0
Data Not Collected	1	0	0	0	1
Total	1361	925	429	3	4

Q12a: Race

	Total	Without Children	With Children and Adults	With Only Children	Unknown Household Type
White	274	247	27	0	0
Black or African American	1027	647	374	3	3
Asian	3	3	0	0	0
American Indian or Alaska Native	2	2	0	0	0
Native Hawaiian or Other Pacific Islander	2	0	2	0	0
Multiple Races	51	25	26	0	0
Client Doesn't Know/Client Refused	0	0	0	0	0
Data Not Collected	2	1	0	0	1
Total	1361	925	429	3	4

Q12b: Ethnicity

	Total	Without Children	With Children and Adults	With Only Children	Unknown Household Type
Non-Hispanic/Non-Latino	1327	903	418	3	3
Hispanic/Latino	31	20	11	0	0
Client Doesn't Know/Client Refused	0	0	0	0	0
Data Not Collected	3	2	0	0	1
Total	1361	925	429	3	4

Q13a1: Physical and Mental Health Conditions at Start

	Total Persons	Without Children	Adults in HH with Children & Adults	Children in HH with Children & Adults	With Children and Adults ☺	With Only Children	Unknown Household Type
Mental Health Problem	544	487	49	8	--	0	0
Alcohol Abuse	83	81	2	0	--	0	0
Drug Abuse	86	82	4	0	--	0	0
Both Alcohol and Drug Abuse	110	109	1	0	--	0	0
Chronic Health Condition	264	250	13	1	--	0	0
HIV/AIDS	12	11	1	0	--	0	0
Developmental Disability	59	46	5	7	--	0	1
Physical Disability	286	275	8	3	--	0	0

☺ The "With Children and Adults" column is retired as of 10/1/2019 and replaced with the columns "Adults in HH with Children & Adults" and "Children in HH with Children & Adults".

Q13b1: Physical and Mental Health Conditions at Exit

	Total Persons	Without Children	Adults in HH with Children & Adults	Children in HH with Children & Adults	With Children and Adults ☺	With Only Children	Unknown Household Type
Mental Health Problem	467	428	34	5	--	0	0
Alcohol Abuse	70	69	1	0	--	0	0
Drug Abuse	71	68	3	0	--	0	0
Both Alcohol and Drug Abuse	97	96	1	0	--	0	0
Chronic Health Condition	216	208	7	1	--	0	0
HIV/AIDS	9	8	1	0	--	0	0
Developmental Disability	53	44	3	5	--	0	1
Physical Disability	247	239	5	3	--	0	0

☺ The "With Children and Adults" column is retired as of 10/1/2019 and replaced with the columns "Adults in HH with Children & Adults" and "Children in HH with Children & Adults".

Q13c1: Physical and Mental Health Conditions for Stayers

	Total Persons	Without Children	Adults in HH with Children & Adults	Children in HH with Children & Adults	With Children and Adults ☺	With Only Children	Unknown Household Type
Mental Health Problem	82	65	14	3	--	0	0
Alcohol Abuse	14	13	1	0	--	0	0
Drug Abuse	15	14	1	0	--	0	0
Both Alcohol and Drug Abuse	16	16	0	0	--	0	0
Chronic Health Condition	49	43	6	0	--	0	0
HIV/AIDS	3	3	0	0	--	0	0
Developmental Disability	6	2	2	2	--	0	0
Physical Disability	41	38	3	0	--	0	0

☺ The "With Children and Adults" column is retired as of 10/1/2019 and replaced with the columns "Adults in HH with Children & Adults" and "Children in HH with Children & Adults".

Q14a: Domestic Violence History


	Total	Without Children	With Children and Adults	With Only Children	Unknown Household Type
Yes	314	247	67	0	0
No	743	653	88	0	2
Client Doesn't Know/Client Refused	2	2	0	0	0
Data Not Collected	23	23	0	0	0
Total	1082	925	155	0	2

Q14b: Persons Fleeing Domestic Violence

	Total	Without Children	With Children and Adults	With Only Children	Unknown Household Type
Yes	71	58	13	0	0
No	225	171	54	0	0
Client Doesn't Know/Client Refused	2	2	0	0	0
Data Not Collected	16	16	0	0	0
Total	314	247	67	0	0

Q15: Living Situation

	Total	Without Children	With Children and Adults	With Only Children	Unknown Household Type
Homeless Situations	0	0	0	0	0
Emergency shelter, including hotel or motel paid for with emergency shelter voucher	273	218	55	0	0
Transitional housing for homeless persons (including homeless youth)	4	3	1	0	0
Place not meant for habitation	626	559	67	0	0
Safe Haven	0	0	0	0	0
Host Home (non-crisis)	0	0	0	0	0
Interim Housing 	0	0	0	0	0
Subtotal	903	780	123	0	0
Institutional Settings	0	0	0	0	0
Psychiatric hospital or other psychiatric facility	8	8	0	0	0
Substance abuse treatment facility or detox center	6	5	1	0	0
Hospital or other residential non-psychiatric medical facility	22	22	0	0	0
Jail, prison or juvenile detention facility	3	3	0	0	0
Foster care home or foster care group home	0	0	0	0	0
Long-term care facility or nursing home	0	0	0	0	0
Residential project or halfway house with no homeless criteria	1	1	0	0	0
Subtotal	40	39	1	0	0
Other Locations	0	0	0	0	0
Permanent housing (other than RRH) for formerly homeless persons	0	0	0	0	0
Owned by client, no ongoing housing subsidy	0	0	0	0	0
Owned by client, with ongoing housing subsidy	1	1	0	0	0
Rental by client, with RRH or equivalent subsidy	0	0	0	0	0
Rental by client, with HCV voucher (tenant or project based)	0	0	0	0	0
Rental by client in a public housing unit	0	0	0	0	0
Rental by client, no ongoing housing subsidy	7	7	0	0	0
Rental by client, with VASH subsidy	0	0	0	0	0
Rental by client with GPD TIP subsidy	0	0	0	0	0
Rental by client, with other housing subsidy (including RRH)	0	0	0	0	0
Hotel or motel paid for without emergency shelter voucher	44	37	7	0	0
Staying or living in a friend's room, apartment or house	50	35	15	0	0
Staying or living in a family member's room, apartment or house	23	12	9	0	2
Client Doesn't Know/Client Refused	0	0	0	0	0
Data Not Collected	14	14	0	0	0
Subtotal	139	106	31	0	2
Total	1082	925	155	0	2

 Interim housing is retired as of 10/1/2019.

Q16: Cash Income - Ranges

	Income at Start	Income at Latest Annual Assessment for Stayers	Income at Exit for Leavers
No income	511	0	400
\$1 - \$150	6	0	6
\$151 - \$250	11	0	4
\$251 - \$500	43	0	34
\$501 - \$1000	293	0	256
\$1,001 - \$1,500	97	0	95
\$1,501 - \$2,000	44	0	43
\$2,001+	23	0	23
Client Doesn't Know/Client Refused	0	0	0
Data Not Collected	53	0	60
Number of Adult Stayers Not Yet Required to Have an Annual Assessment	0	160	0
Number of Adult Stayers Without Required Annual Assessment	0	0	0
Total Adults	1081	160	921

Q17: Cash Income - Sources

	Income at Start	Income at Latest Annual Assessment for Stayers	Income at Exit for Leavers
Earned Income	150	0	150
Unemployment Insurance	3	0	3
SSI	200	0	173
SSDI	135	0	114
VA Service-Connected Disability Compensation	7	0	7
VA Non-Service Connected Disability Pension	7	0	6
Private Disability Insurance	0	0	0
Worker's Compensation	2	0	2
TANF or Equivalent	21	0	18
General Assistance	1	0	1
Retirement (Social Security)	32	0	25
Pension from Former Job	11	0	9
Child Support	18	0	17
Alimony (Spousal Support)	3	0	3
Other Source	28	0	23
Adults with Income Information at Start and Annual Assessment/Exit	0	0	0

Q19b: Disabling Conditions and Income for Adults at Exit

	AO: Adult with Disabling Condition	AO: Adult without Disabling Condition	AO: Total Adults	AO: % with Disabling Condition by Source	AC: Adult with Disabling Condition	AC: Adult without Disabling Condition	AC: Total Adults	AC: % with Disabling Condition by Source	UK: Adult with Disabling Condition	UK: Adult without Disabling Condition	UK: Total Adults	UK: % with Disabling Condition by Source
Earned Income	61	48	109	55.83 %	10	38	48	20.92 %	0	0	0	--
Supplemental Security Income (SSI)	151	6	157	96.02 %	11	5	16	68.75 %	0	0	0	--
Social Security Disability Insurance (SSDI)	101	3	104	96.83 %	7	0	7	100.00 %	1	0	1	100.00 %
VA Service-Connected Disability Compensation	6	0	6	100.00 %	1	0	1	100.00 %	0	0	0	--
Private Disability Insurance	0	0	0	--	0	0	0	--	0	0	0	--
Worker's Compensation	2	0	2	100.00 %	0	0	0	--	0	0	0	--
Temporary Assistance for Needy Families (TANF)	3	1	4	75.25 %	7	6	13	54.08 %	0	0	0	--
Retirement Income from Social Security	21	4	25	83.96 %	0	0	0	--	0	0	0	--
Pension or retirement income from a former job	7	2	9	77.78 %	0	0	0	--	0	0	0	--
Child Support	4	1	5	80.20 %	2	8	10	20.10 %	0	0	0	--
Other source	32	4	36	88.75 %	2	4	6	33.17 %	0	0	0	--
No Sources	252	90	342	74.07 %	15	24	39	38.69 %	0	1	1	0.00 %
Unduplicated Total Adults	577	156	733		45	73	118		1	1	2	

Q20a: Type of Non-Cash Benefit Sources

	Benefit at Start	Benefit at Latest Annual Assessment for Stayers	Benefit at Exit for Leavers
Supplemental Nutritional Assistance Program	407	0	353
WIC	17	0	19
TANF Child Care Services	2	0	1
TANF Transportation Services	3	0	3
Other TANF-Funded Services	4	0	4
Other Source	2	0	2

Q21: Health Insurance

	At Start	At Annual Assessment for Stayers	At Exit for Leavers
Medicaid	766	0	658
Medicare	156	0	134
State Children's Health Insurance Program	2	0	2
VA Medical Services	35	0	36
Employer Provided Health Insurance	13	0	10
Health Insurance Through COBRA	1	0	0
Private Pay Health Insurance	11	0	10
State Health Insurance for Adults	41	0	38
Indian Health Services Program	8	0	6
Other	22	0	17
No Health Insurance	422	0	346
Client Doesn't Know/Client Refused	5	0	2
Data Not Collected	27	0	19
Number of Stayers Not Yet Required to Have an Annual Assessment	0	207	0
1 Source of Health Insurance	785	0	675
More than 1 Source of Health Insurance	125	0	112

Q22a2: Length of Participation – ESG Projects

	Total	Leavers	Stayers
0 to 7 days	422	401	21
8 to 14 days	97	78	19
15 to 21 days	83	64	19
22 to 30 days	78	70	8
31 to 60 days	277	225	52
61 to 90 days	186	155	31
91 to 180 days	127	82	45
181 to 365 days	89	77	12
366 to 730 days (1-2 Yrs)	2	2	0
731 to 1,095 days (2-3 Yrs)	0	0	0
1,096 to 1,460 days (3-4 Yrs)	0	0	0
1,461 to 1,825 days (4-5 Yrs)	0	0	0
More than 1,825 days (> 5 Yrs)	0	0	0
Data Not Collected	0	0	0
Total	1361	1154	207

Q22c: Length of Time between Project Start Date and Housing Move-in Date

	Total	Without Children	With Children and Adults	With Only Children	Unknown Household Type
7 days or less	6	0	6	0	0
8 to 14 days	11	2	9	0	0
15 to 21 days	12	2	10	0	0
22 to 30 days	9	3	6	0	0
31 to 60 days	39	9	30	0	0
61 to 180 days	14	3	11	0	0
181 to 365 days	0	0	0	0	0
366 to 730 days (1-2 Yrs)	0	0	0	0	0
Total (persons moved into housing)	91	19	72	0	0
Average length of time to housing	37.00	43.00	35.00	--	--
Persons who were exited without move-in	0	0	0	0	0
Total persons	91	19	72	0	0

Q22d: Length of Participation by Household Type

	Total	Without Children	With Children and Adults	With Only Children	Unknown Household Type
7 days or less	422	384	38	0	0
8 to 14 days	97	82	15	0	0
15 to 21 days	83	66	17	0	0
22 to 30 days	78	57	17	0	4
31 to 60 days	277	157	120	0	0
61 to 90 days	186	105	78	3	0
91 to 180 days	127	55	72	0	0
181 to 365 days	89	18	71	0	0
366 to 730 days (1-2 Yrs)	2	1	1	0	0
731 to 1,095 days (2-3 Yrs)	0	0	0	0	0
1,096 to 1,460 days (3-4 Yrs)	0	0	0	0	0
1,461 to 1,825 days (4-5 Yrs)	0	0	0	0	0
More than 1,825 days (> 5 Yrs)	0	0	0	0	0
Data Not Collected	0	0	0	0	0
Total	1361	925	429	3	4

Q22e: Length of Time Prior to Housing - based on 3.917 Date Homelessness Started

	Total	Without Children	With Children and Adults	With Only Children	Unknown Household Type
7 days or less	80	51	29	0	0
8 to 14 days	54	22	32	0	0
15 to 21 days	49	25	21	0	3
22 to 30 days	78	32	46	0	0
31 to 60 days	155	99	56	0	0
61 to 180 days	285	177	108	0	0
181 to 365 days	152	106	46	0	0
366 to 730 days (1-2 Yrs)	81	57	24	0	0
731 days or more	53	44	9	0	0
Total (persons moved into housing)	987	613	371	0	3
Not yet moved into housing	0	0	0	0	0
Data not collected	48	15	32	0	1
Total persons	1035	628	403	0	4

Q23c: Exit Destination – All persons

	Total	Without Children	With Children and Adults	With Only Children	Unknown Household Type
Permanent Destinations	0	0	0	0	0
Moved from one HOPWA funded project to HOPWA PH	0	0	0	0	0
Owned by client, no ongoing housing subsidy	0	0	0	0	0
Owned by client, with ongoing housing subsidy	0	0	0	0	0
Rental by client, no ongoing housing subsidy	110	81	29	0	0
Rental by client, with VASH housing subsidy	6	6	0	0	0
Rental by client, with GPD TIP housing subsidy	3	0	3	0	0
Rental by client, with other ongoing housing subsidy	97	20	77	0	0
Permanent housing (other than RRH) for formerly homeless persons	18	11	7	0	0
Staying or living with family, permanent tenure	40	25	15	0	0
Staying or living with friends, permanent tenure	14	10	4	0	0
Rental by client, with RRH or equivalent subsidy	105	38	67	0	0
Rental by client, with HCV voucher (tenant or project based)	0	0	0	0	0
Rental by client in a public housing unit	0	0	0	0	0
Subtotal	393	191	202	0	0
Temporary Destinations	0	0	0	0	0
Emergency shelter, including hotel or motel paid for with emergency shelter voucher	61	47	14	0	0
Moved from one HOPWA funded project to HOPWA TH	0	0	0	0	0
Transitional housing for homeless persons (including homeless youth)	23	8	11	0	4
Staying or living with family, temporary tenure (e.g. room, apartment or house)	19	2	17	0	0
Staying or living with friends, temporary tenure (e.g. room, apartment or house)	9	6	3	0	0
Place not meant for habitation (e.g., a vehicle, an abandoned building, bus/train/subway station/airport or anywhere outside)	148	143	5	0	0
Safe Haven	0	0	0	0	0
Hotel or motel paid for without emergency shelter voucher	7	7	0	0	0
Host Home (non-crisis)	0	0	0	0	0
Subtotal	267	213	50	0	4
Institutional Settings	0	0	0	0	0
Foster care home or group foster care home	0	0	0	0	0
Psychiatric hospital or other psychiatric facility	1	1	0	0	0
Substance abuse treatment facility or detox center	1	1	0	0	0
Hospital or other residential non-psychiatric medical facility	8	4	4	0	0
Jail, prison, or juvenile detention facility	2	2	0	0	0
Long-term care facility or nursing home	1	1	0	0	0
Subtotal	13	9	4	0	0
Other Destinations	0	0	0	0	0
Residential project or halfway house with no homeless criteria	2	2	0	0	0
Deceased	0	0	0	0	0
Other	3	0	3	0	0
Client Doesn't Know/Client Refused	373	362	11	0	0
Data Not Collected (no exit interview completed)	5	5	0	0	0
Subtotal	383	369	14	0	0
Total	1056	782	270	0	4
Total persons exiting to positive housing destinations	434	223	211	0	0
Total persons whose destinations excluded them from the calculation	9	5	4	0	0
Percentage	41.45 %	28.70 %	79.32 %	--	0.00 %

Q24: Homelessness Prevention Housing Assessment at Exit

	Total	Without Children	With Children and Adults	With Only Children	Unknown Household Type
Able to maintain the housing they had at project start--Without a subsidy	0	0	0	0	0
Able to maintain the housing they had at project start--With the subsidy they had at project start	0	0	0	0	0
Able to maintain the housing they had at project start--With an on-going subsidy acquired since project start	0	0	0	0	0
Able to maintain the housing they had at project start--Only with financial assistance other than a subsidy	0	0	0	0	0
Moved to new housing unit--With on-going subsidy	0	0	0	0	0
Moved to new housing unit--Without an on-going subsidy	0	0	0	0	0
Moved in with family/friends on a temporary basis	0	0	0	0	0
Moved in with family/friends on a permanent basis	0	0	0	0	0
Moved to a transitional or temporary housing facility or program	0	0	0	0	0
Client became homeless – moving to a shelter or other place unfit for human habitation	0	0	0	0	0
Client went to jail/prison	0	0	0	0	0
Client died	0	0	0	0	0
Client doesn't know/Client refused	0	0	0	0	0
Data not collected (no exit interview completed)	0	0	0	0	0
Total	0	0	0	0	0

Q25a: Number of Veterans

	Total	Without Children	With Children and Adults	Unknown Household Type
Chronically Homeless Veteran	33	31	2	0
Non-Chronically Homeless Veteran	65	58	7	0
Not a Veteran	983	836	145	2
Client Doesn't Know/Client Refused	0	0	0	0
Data Not Collected	0	0	0	0
Total	1081	925	154	2

Q26b: Number of Chronically Homeless Persons by Household

	Total	Without Children	With Children and Adults	With Only Children	Unknown Household Type
Chronically Homeless	341	309	32	0	0
Not Chronically Homeless	959	564	390	2	3
Client Doesn't Know/Client Refused	7	7	0	0	0
Data Not Collected	54	45	7	1	1
Total	1361	925	429	3	4

Notice of availability of CAPER for Review and Comment

Published in the Richmond Times Dispatch, Richmond Free Press, and The Henrico Citizen

REQUEST FOR PUBLIC REVIEW AND COMMENT

In accordance with HUD regulations at 24CFR 91.520, Henrico County will be submitting its Program Year 2018 CDBG, HOME, and ESG Consolidated Annual Performance and Evaluation Report (CAPER) by December 28, 2019. A draft of this report is available for 15 days for review and comment at the Henrico County Department of Community Revitalization at 4062 Crockett Street during normal business hours. The draft CAPER can also be viewed online at <http://henrico.us/revit/federal-block-grant-programs/caper/>. Internet access is available at all County public libraries. Comments may be submitted to the Henrico County Department of Community Revitalization, PO Box 90775, Henrico, VA 23273-0775 by phone (804) 501-7640 or by email at revitalization@henrico.us.

Screenshot of Henrico County Webpage (<https://henrico.us/revit/public-data/>)

The screenshot displays the Henrico County Virginia website's "Public Data" page. The header features the Henrico County logo and navigation links for Traffic, Jobs, Schools, Libraries, and Events. Below the header is a main navigation bar with links for Home, SERVICES, GOVERNMENT, DEPARTMENTS, HISTORY, NEWS, and CONTACT. The page content is organized into three columns:

- Left Column (Community Revitalization):** A vertical menu with links to About Us, Asistencia para la Vivienda, Brochures, Community Maintenance, Enterprise Zone, Federal Block Grant Programs, Highland Springs and Laburnum Gateway Area Revitalization Initiative, Homeowners' Associations, Housing Assistance, Opportunity Zones, Public Data (highlighted), Sandston Historic Area Survey, and Services.
- Middle Column (Public Data):** A list of reports including:
 - Draft 2018-19 Consolidated Annual Performance and Evaluation Report (CAPER)
 - Henrico County 2019-20 Annual Consolidated Community Development Action Plan
 - 2017-18 Consolidated Annual Performance and Evaluation Report (CAPER)
 - Enterprise Zone Annual Report, 2017
 - Henrico County 2018-19 Annual Consolidated Community Development Action Plan
 - 2016-17 Consolidated Annual Performance and Evaluation Report (CAPER)
 - Enterprise Zone Annual Report, 2016
 - Henrico County 2017-2018 Annual Consolidated Community Development Action Plan
 - 2015-16 Consolidated Annual Performance and Evaluation Report (CAPER)
 - Henrico County 2016-1017 Annual Consolidated Community Development Action Plan
 - Enterprise Zone Annual Report, 2015
 - Henrico County 2015-2020 Consolidated Community Development Plan
 - Enterprise Zone Annual Report, 2014
 - Henrico County 2014-2015 Consolidated Community Development Action Plan
 - 2014-15 Consolidated Annual Performance and Evaluation Report (CAPER)
 - 2013-14 Consolidated Annual Performance and Evaluation Report (CAPER)
 - Henrico County 2013-14 Annual Consolidated Community Development Action Plan
 - Enterprise Zone Annual Report, 2013
 - 2012-13 Consolidated Annual Performance and Evaluation Report (CAPER)
 - Enterprise Zone Annual Report, 2012
 - 2011-12 Consolidated Annual Performance and Evaluation Report (CAPER)
 - Henrico County 2012-2013 Annual Consolidated Community Action Plan Amendment #1
 - Henrico County 2012-2013 Annual Consolidated Development Action Plan
- Right Column (Contact Us):** Information for the Community Revitalization department, including:
 - Physical Address:** 4062 Crockett Street, Henrico, VA 23228
 - Phone:** (804) 501-4757
 - Fax:** (804) 501-7630
 - Mailing Address:** P. O. Box 90775, Henrico, VA 23273-0775
 - Office Hours:** Monday to Friday, 8:00 AM to 4:30 PM
 - Email:** Director, Community Development, Community Maintenance

The footer contains three sections: "Quick Links" (Traffic Conditions, Apply for a Job, Henrico County TV, Residents, Visitors, Businesses, Census 2020), "Government" (Board of Supervisors, Board of Supervisors' Streaming Meetings, Government, Henrico's Budget, Transparency - Our Henrico Way, Public Schools, Public Library), and "Sections" (Public Data, Projects, County Agencies, Locations, Calendar, Maps, Apps). It also includes the Henrico County logo, address (4301 East Parham Road, Henrico, VA 23228), contact information, and social media icons for Facebook, Twitter, and YouTube. Copyright information for 1996-2019 is provided at the bottom left.