

Consolidated Annual Performance and Evaluation Report

Henrico County, Virginia
2019-2020



Henrico County Department of Community Revitalization
December 28, 2020



Henrico County, Virginia
2019-2020

Consolidated Annual Performance and Evaluation Report

**Department of Community
Revitalization December, 2020**

Acknowledgements

The 2019-20 Annual Performance Report was prepared by the County of Henrico Department of Community Revitalization, Division of Community Development.

County of Henrico Board of Supervisors

Chair, Thomas M. Branin, Three Chopt
Vice Chairman, Daniel J. Schmitt, Brookland
Patricia O'Bannon, Tuckahoe
Tyrone E. Nelson, Varina
Frank Thornton, Fairfield

John A. Vithoukas, County Manager

County of Henrico Department of Community Revitalization, Division of Community Development

Eric Leabough, Director of Community Revitalization
David Sacks, Community Development Manager
Geleene Goffena, AICP, CDBG Program Manager
Scott Carter, HOME & ESG Program Manager
Roy Props, Commercial Assistance Planner
Susan Armstrong, Account Clerk III
Rachael Thayer, Intern III
Jane Howk, Intern III

Additional assistance provided by the U.S. Department of Housing and Urban Development
Richmond Field Office, Office of Community Planning and Development
Ronnie J. Legette, Director
P. Anthony Brinkman, Ph.D., CPD Representative

Preface

The County of Henrico is a recipient of federal Community Block Grant (CDBG), HOME Investment Partnerships (HOME), and Emergency Solutions Grant (ESG) annual entitlement funds through the U. S. Department of Housing and Urban Development (HUD). A requirement of receiving these funds is to submit to HUD, within 90 days of the end of the program year, a report assessing progress in meeting the goals and objectives established in the Consolidated Plan and specific accomplishments and expenditures during the program year. The Henrico County program year is from October 1 to September 30.

The official submission of the Consolidated Annual Performance and Evaluation Report (CAPER) is provided to HUD through the online *eCon Planning Suite* in HUD's Integrated Disbursement and Information System (IDIS). Henrico County's CAPER submission will occur by December 29, 2020.

This document provides a printed version of information submitted to HUD through IDIS. This document is not the official submission, rather it is a compilation of the on-line information submitted, using a data exporting function provided by IDIS. Once exported, that information was reformatted to accommodate errors in in the IDIS export, to provide a more user-friendly document, and to make available key informational reports used by HUD in evaluating local government programs for the year. These reports are provided as attachments to this document. Beginning with the 2016-17 CAPER, data for persons served with ESG funds is no longer provided in Section CR-65, rather is developed through the Sage HMIS Reporting Repository. A report from that system is provided directly to HUD. A copy of the report generated by that system is provided in the Appendix of this document.

Any questions about the CAPER can be directed to:

County of Henrico
Department of Community Revitalization
4905 Dickens Road, Suite 200, 23230
Or by mail at
P.O. Box 90775
Henrico Virginia 23273-0775
804-501-4757
Revitalization@henrico.us

Contents

CR-05 - Goals and Outcomes	2
CR-10 - Racial and Ethnic composition of families assisted	7
CR-15 - Resources and Investments 91.520(a)	8
CR-20 - Affordable Housing 91.520(b)	14
CR-25 - Homeless and Other Special Needs 91.220(d, e); 91.320(d, e); 91.520(c)	16
CR-30 - Public Housing 91.220(h); 91.320(j)	18
CR-35 - Other Actions 91.220(j)-(k); 91.320(i)-(j).....	19
CR-40 - Monitoring 91.220 and 91.230.....	24
CR-45 - CDBG 91.520(c)	26
CR-50 - HOME 91.520(d).....	27
CR-60 - ESG 91.520(g) (ESG Recipients only)	29
CR-65 - Persons Assisted.....	33
CR-70 – ESG 91.520(g) - Assistance Provided and Outcomes.....	36
CR-75 – Expenditures.....	38

CR-05 - Goals and Outcomes

Progress the jurisdiction has made in carrying out its strategic plan and its action plan. 91.520(a)

This could be an overview that includes major initiatives and highlights that were proposed and executed throughout the program year.

Major accomplishments of Henrico County, Virginia for Program year 2019-20 include the following:

- Affordable housing was provided to 96 households through moderate home rehabilitation (12), minor home repairs (66), development of new affordable housing (1), and down payment assistance(10).
- Homelessness prevention, case management, shelter, street outreach and rapid re-housing services were provided to 734 persons and/or households. The vast majority of persons/households served were assisted with ESG or CDBG entitlement funds. The exception was 101 Henrico residents served through the Homeward Non-congregate shelter or family shelter assisted with ESG-CV funds
- Public services, providing after-school programs, fair housing counseling or outreach, and computer equipment of training programs for homeless persons, with CDBG Entitlement funds served 248 persons. In addition, 96 persons were assisted through public service programs funded with CDBG-CV funds. These included mobile grocery delivery programs, crisis counseling, foreclosure prevention, and housing stability assistance.
- Economic development assistance resulted in the creation of 5 new jobs for low-income persons.

Comparison of the proposed versus actual outcomes for each outcome measure submitted with the consolidated plan and explain, if applicable, why progress was not made toward meeting goals and objectives. 91.520(g)

Categories, priority levels, funding sources and amounts, outcomes/objectives, goal outcome indicators, units of measure, targets, actual outcomes/outputs, and percentage completed for each of the grantee's program year goals.

Goal	Category	Source / Amount	Indicator	Unit of Measure	Expected – Strategic Plan	Actual – Strategic Plan	Percent Complete	Expected – Program Year	Actual – Program Year	Percent Complete
Assist Homeless Families in Obtaining Housing	Homeless	ESG: \$29940 / ESG-CV: \$285000	Public service activities other than Low/Moderate Income Housing Benefit	Persons Assisted	0	0				
Assist Homeless Families in	Homeless	ESG: \$29,940	Tenant-based rental	Households	102	32	31.37	65	7	10.77%

Obtaining Housing		/ ESG-CV: \$285000	assistance / Rapid Rehousing	Assisted			%			
Emergency Shelter and Supportive Services	Homeless	ESG: \$86000 / ESG-CV: \$794950	Public service activities other than Low/Moderate Income Housing Benefit	Persons Assisted	0	0		160	78	48.75%
Emergency Shelter and Supportive Services	Homeless	ESG: \$86000 / ESG-CV: \$794950	Homeless Person Overnight Shelter	Persons Assisted	485	104	21.44 %	473	209	44.19%
Improvements to Low/Mod Areas	Non-Housing Community Development	CDBG: \$	Public Facility or Infrastructure Activities other than Low/Moderate Income Housing Benefit	Persons Assisted	2500	1235	49.40 %			
Increase Affordable Homeownership Opportunities	Affordable Housing	CDBG: \$ / HOME: \$ / ESG: \$	Homeowner Housing Added	Household Housing Unit	0	11		0		
Increase Affordable Homeownership Opportunities	Affordable Housing	CDBG: \$45500 / HOME: \$190000	Direct Financial Assistance to Homebuyers	Households Assisted	50	19	38.00 %	22	10	45.45%
Increase Job Opportunities for LMI Individuals	Economic Development	CDBG: \$0	Jobs created/retained	Jobs	36	11	30.56 %			
Prevent Homelessness	Homeless	CDBG: \$30000 / CDBG-CV: \$29000 / ESG-CV: \$320000	Homelessness Prevention	Persons Assisted	3250	605	18.62 %	760	440	57.89%
Provide Public	Non-	CDBG:	Public service	Persons	1000	239		700	271	

Services for Low/Mod Populations	Housing Community Development	\$186500 / CDBG-CV: \$521000	activities other than Low/Moderate Income Housing Benefit	Assisted			23.90%			38.71%
Rehabilitation of Existing Housing	Affordable Housing	HOME: \$129000	Homeowner Housing Added	Household Housing Unit	9	1	11.11%	2	1	50.00%
Rehabilitation of Existing Housing	Affordable Housing	CDBG: \$718042 / HOME: \$506609	Homeowner Housing Rehabilitated	Household Housing Unit	240	111	46.25%	73	78	106.84%
Revitalize Older Commercial Corridors	Economic Development	CDBG: \$216000	Facade treatment/business building rehabilitation	Business	7	0	0.00%			
Revitalize Older Commercial Corridors	Economic Development	CDBG: \$216000	Jobs created/retained	Jobs	38	11	28.95%	8	5	62.50%
Revitalize Older Commercial Corridors	Economic Development	CDBG: \$216000	Businesses assisted	Businesses Assisted	1450	6	0.41%	25	9	36.00%
Support Housing for Special Needs Populations	Affordable Housing	CDBG: \$250,000	Rental units constructed	Household Housing Unit	0	0		86	0	0.00%
Support Housing for Special Needs Populations	Affordable Housing	CDBG: \$0	Rental units rehabilitated	Household Housing Unit	60	0	0.00%			
Support Non-Housing Needs for Special Populations	Non-Homeless Special Needs	CDBG: \$43,000	Public Facility or Infrastructure Activities other than Low/Moderate Income Housing Benefit	Persons Assisted	150	165	110.00%	79	152	192.41%

Table 1 - Accomplishments – Program Year & Strategic Plan to Date

Assess how the jurisdiction’s use of funds, particularly CDBG, addresses the priorities and specific objectives identified in the plan, giving special attention to the highest priority activities identified.

The preservation and development of affordable housing, community economic development, mitigation and prevention of homelessness, and non-housing community development are the four high priority needs identified in the 2016 Consolidation Plan. These priorities were addressed in 2019-20 through the following programs:

- Homeowner Rehabilitation through project: HOMES. Twelve homes were completed at a total cost of \$121,542 CDBG and \$507,316 HOME.
- Emergency and minor repairs to homes owned by low/moderate-income residents through project: HOMES and Rebuilding Together Richmond. A total of 66 repairs were completed at a total cost of \$574,437 CDBG. A total of \$49,274 CDBG funds were used from PY2018 funding.
- Development of new affordable housing through CHDOs. One vacant home was purchased in PY2019-20 for the rehabilitation and/or construction of single-family dwelling for sale to low-income, first-time homebuyers. Total expenditure of HOME (CHDO) funds from the program year 2019-20 for the one completed project was \$55,090, however this funding came from PY2018-19.
- Down payment and closing cost assistance through SCDHC to enable homeownership for low-income first-time homebuyers. Funding was provided for eight homebuyers; one homebuyer was assisted at a total cost of \$2,250 CDBG and \$8,000 HOME.
- Down payment and closing cost assistance through HOME Inc. to enable homeownership for low-income first-time homebuyers. Funding was provided for 14 homebuyers; 9 homebuyers were assisted at a total cost of \$22,000 CDBG and \$82,353 HOME.
- After-school substance abuse and violence prevention through the CONNECT Program for at-risk youth and their parents residing in 11 low-income communities. 112 students were served throughout the program year at a total cost of \$148,681.04 CDBG.
- The job creation and retention objective was accomplished through the creation of 5 new FTE jobs for low- or moderate-income people and the support of 9 businesses owned by low- or moderate-income people through the Commercial Assistance and Enterprise Zone Design Assistance programs. PY2019-20 expenditures (including expenditures from prior year funds): \$208,368.08 CDBG. This resulted in an average of one job for every \$34,873.62 of CDBG and an average of one business supported for every \$3,777.78 of CDBG expenditures for these programs.
- The Henrico ESG program served 409 households/persons through homeless prevention services at a cost of \$14,500; 7 households through rapid re-housing services at a cost of \$29,940; and 108 persons (14 by Housing Families First; 94 by CARITAS) through case management and shelter services at a cost of \$62,000 ESG.
- Children and adults in low to moderate income populations benefited from the completion of one public facility – the CARITAS Center was completed and reported 118 persons served during PY19. Funding was provided through PY17 funds of \$100,000 CDBG.
- Prior to the end of the Program Year, CDBG-CV funds were expended to assist formerly incarcerated persons with housing and other needs through OAR of Richmond; provide

forclosure prevention assistance through HOME Inc.; provide crisis counseling through Commonwealth Catholic Charities. ESG-CV funds were expended to assist homeless persons and families persons at risk of homelessness. All persons benefitting through the expenditure of these funds were assisted through programs designed to prepare for or respond to the coronavirus.

CR-10 - Racial and Ethnic composition of families assisted

Describe the families assisted (including the racial and ethnic status of families assisted).

91.520(a)

	CDBG	HOME	ESG
White	90	14	111
Black or African American	215	35	655
Asian	5	2	2
American Indian or American Native	0	0	7
Native Hawaiian or Other Pacific Islander	0	0	1
Total	310	51	776
Hispanic	6	0	15
Not Hispanic	304	51	761

Table 2 – Table of assistance to racial and ethnic populations by source of funds

Narrative

The numbers in the CDBG column in Table 2 above reflect only non-housing activities including CONNECT, Enterprise Zone Design Assistance, Commercial Assistance Program, and Circle Center HVAC replacements. Households served through housing activities adds another 23 White households, 93 Black/African American households, 1 Asian household, 1 Native American or American Indian household, 4 other multi-racial households, and 3 Black/African American and White households. Out of those households, 1 identified as Hispanic.

In PY2019-20, the majority of families/individuals assisted were non-white minorities. For CDBG, 86% of those assisted (non-housing and housing activities) were racial minorities. For HOME, 73% of those assisted were racial minorities. For ESG, 86% of those assisted were racial minorities. Overall, the County's population is 49.1% racial minorities.

CR-15 - Resources and Investments 91.520(a)

Identify the resources made available

Source of Funds	Source	Resources Made Available	Amount Expended During Program Year
CDBG	public - federal	1,770,542	1,418,448.49
HOME	public - federal	910,609	756,582.28
ESG	public - federal	143,640	\$158,683.73
Other	public - federal	2,680,430	259,960

Table 3 - Resources Made Available

Narrative

Table 3- "Resources Made Available" reflects PY 2019-20 allocations plus prior year funds brought forward and prior year program income (HOME only). These figures reflect the additional funds provided in the May 12, 2020, and September 22, 2020, amendments to the *2019 Action Plan*.

"Amount Expended" for **CDBG** reflects draws that were all associated with expenses that occurred during PY 2019-20. Included in this total are \$189,580.08 in draws that occurred after the end of the program year and assigned to the prior year (2018). Sources and expended totals do not include CDBG-CV funds.

"Amount Expended" for **HOME** reflects draws that occurred during PY 2019-20, some of which were associated with activities and expenses from 2018. Draws were associated with grant funds from primarily 2019, but also 2016, 2017, and 2018. Not reflected in the total in Table 3 are 2019 grant funds expended (drawn) in the first few months of PY 2020 which may have been associated with activities completed in 2019. The amount drawn is based on the LOCCS Send Date as reported on the PR-07

"Amount Expended" for **ESG** reflects draws that occurred during the program year. Of the total drawn, a total of \$40,598.44 was Grant Year 2018 funds drawn (mostly) in the beginning of the 2019 program year.

Information for amounts expended was derived from PR-07 reports, *Drawdown Report by Voucher Number – Vouchers Submitted to LOCCS*.

Other Funds are ESG-CV and CDBG-CV funds

\$71,644 of HOME Program Income was received and expended (drawn) during the program year.

Identify the geographic distribution and location of investments

Target Area	Planned Percentage of Allocation	Actual Percentage of Allocation	Narrative Description
County-wide	100	100	

Table 4 – Identify the geographic distribution and location of investments

Narrative

Leveraging

Explain how federal funds leveraged additional resources (private, state and local funds), including a description of how matching requirements were satisfied, as well as how any publicly owned land or property located within the jurisdiction that were used to address the needs identified in the plan.

The use of federal CDBG and HOME funds by Henrico County leveraged over \$4,294,718 in state, local, federal, and private funds (computed as applicable Nondepartmental budget allocations plus HOME and ESG match contributed during the program year). Sources of leveraged funds included \$3,827,519 of FY2020-21 local funds from the Henrico County Nondepartmental budget and the budgets of the Departments of Building Inspections and Community Revitalization. Several agencies operate their programs in publicly-owned facilities or on publicly-owned lands. Agencies supported are as follows:

- Better Housing Coalition \$38,405
- CARITAS \$50,000
- CASA (Court Appointed Special Advocates) \$5,000
- Central Virginia Legal Aid Society \$10,000
- Children's Hospital \$1,500
- Community Brain Injury Services (Mill House) \$26,250
- Community Maintenance Program (DCR & BI) \$2,409,868
- Cultural Arts Center at Glen Allen \$600,000
- Family Restoration Network \$30,000
- FeedMore (Meals on Wheels, Central VA Foodbank) \$25,000
- FISH (Eastern Henrico County) \$26,244
- The Healing Place \$25,000
- Henrico Community Partners \$2,300
- Henrico Police Athletic League \$21,000
- Hilliard House \$70,000
- Homeward \$20,500
- Lewis Ginter Botanical Garden \$115,000
- Local Initiatives Support Corporation of Virginia \$30,000
- Opportunity Alliance Reentry (OAR) \$15,000
- Ramp Access Made Possible by Students (RAMPS) \$10,000
- The Read Center, \$19,500
- Resources for Independent Living \$36,162
- SOAR 365 (Camp Baker) \$7,500
- Safe Harbor \$20,000

- Salvation Army \$16,000
- Senior Connections (CAAA) \$56,000
- St. Joseph's Villa \$35,000
- Virginia Capital Trail Foundation \$50,000
- The Way \$25,000
- YWCA \$31,290

For FY 2019-20 Henrico County Public Schools (HCPS) was in final year of a 3-year grant under the McKinney-Vento Homeless Education Act. The award amount is \$68,000 for each of the years in the 3-year grant cycle, continuing through year 2019-20. In addition to the \$68,000 budgeted for 2019-20, we received additional funding to bring our year 3 budget to a total of \$95,000.

Henrico County served 935 homeless students in the 2019-20 school year, a decrease of 185 students over the previous year. This was a significant change from the previous year and was attributed in large part to the Covid-19 pandemic and the moratorium on evictions. HCPS Office of Federal Programs continues to provide Title 1 “set-aside” funds to support students whose families are experiencing homelessness.

Several agencies issue Housing Choice Vouchers that are used in Henrico County. The Richmond Redevelopment and Housing Authority administers 1,599 vouchers where households reside in Henrico County (Source: HUD Community Assessment Reporting Tool (CART), <https://egis.hud.gov/cart/>). Vouchers are also issued and managed by Richmond Residential Services for adults with intellectual disabilities through the HUD Veterans Affairs Supportive Housing (HUD-VASH) program, Henrico Area Mental Health & Developmental Services (HAMHDS) and the Central Virginia Resource Corporation (CVRC) which are in used in Henrico County and throughout the metropolitan area.

Henrico County owns the land and building used by Housing Families First as a shelter and administrative offices for a rapid rehousing program. The \$171,500 of CDBG funds for the Connect program leveraged approximately \$430,000 of County general funds and in-kind contributions of space from several apartment communities.

Fiscal Year Summary – HOME Match	
1. Excess match from prior Federal fiscal year	\$22,921,735
2. Match contributed during current Federal fiscal year	\$210,046
3 .Total match available for current Federal fiscal year (Line 1 plus Line 2)	\$23,131,781
4. Match liability for current Federal fiscal year	\$199,076.75
5. Excess match carried over to next Federal fiscal year (Line 3 minus Line 4)	\$22,932,704.25

Table 5 – Fiscal Year Summary - HOME Match Report

Match Contribution for the Federal Fiscal Year								
Project No. or Other ID	Date of Contribution	Cash (non-Federal sources)	Foregone Taxes, Fees, Charges	Appraised Land/Real Property	Required Infrastructure	Site Preparation, Construction Materials, Donated labor	Bond Financing	Total Match
1	10/29/2019	2,570	0	0	0	0	0	2,570
10	04/02/2020	6,013	0	0	0	0	0	6,013
11	05/08/2020	4,673	0	0	0	0	0	4,673
2	10/29/2019	2,507	0	0	0	0	0	2,507
3	10/31/2019	2,550	0	0	0	0	0	2,550
4	04/16/2019	2,510	0	0	0	0	0	2,510
5	04/09/2020	2,555	0	0	0	0	0	2,555
6	04/13/2020	3,024	0	0	0	0	0	3,024
7	04/15/2020	2,625	0	0	0	0	0	2,625
8	06/11/2020	2,529	0	0	0	0	0	2,529
9	12/02/2019	0	0	0	0	146,102	0	146,102

Table 6 – Match Contribution for the Federal Fiscal Year

HOME MBE/WBE report

Program Income – Enter the program amounts for the reporting period				
Balance on hand at begin-ning of reporting period \$	Amount received during reporting period \$	Total amount expended during reporting period \$	Amount expended for TBRA \$	Balance on hand at end of reporting period \$
0	71,644.08	71,644.08	0	0

Table 7 – Program Income

Minority Business Enterprises and Women Business Enterprises – Indicate the number and dollar value of contracts for HOME projects completed during the reporting period

	Total	Minority Business Enterprises				White Non-Hispanic
		Alaskan Native or American Indian	Asian or Pacific Islander	Black Non-Hispanic	Hispanic	
Contracts						
Dollar Amount	638,692	0	0	141,859	94,020	402,813
Number	13	0	0	5	2	6
Sub-Contracts						
Number	1	0	0	0	0	1
Dollar Amount	5,000	0	0	0	0	5,000
	Total	Women Business Enterprises	Male			
Contracts						
Dollar Amount	638,692	0	638,692			
Number	13	0	13			
Sub-Contracts						
Number	1	0	1			
Dollar Amount	5,000	0	5,000			

Table 8 - Minority Business and Women Business Enterprises

Minority Owners of Rental Property – Indicate the number of HOME assisted rental property owners and the total amount of HOME funds in these rental properties assisted

	Total	Minority Property Owners				White Non-Hispanic
		Alaskan Native or American Indian	Asian or Pacific Islander	Black Non-Hispanic	Hispanic	
Number	0	0	0	0	0	0
Dollar Amount	0	0	0	0	0	0

Table 9 – Minority Owners of Rental Property

Relocation and Real Property Acquisition – Indicate the number of persons displaced, the cost of relocation payments, the number of parcels acquired, and the cost of acquisition

Parcels Acquired		0	0			
Businesses Displaced		0	0			
Nonprofit Organizations Displaced		0	0			
Households Temporarily Relocated, not Displaced		0	0			
Households Displaced	Total	Minority Property Enterprises				White Non-Hispanic
		Alaskan Native or American Indian	Asian or Pacific Islander	Black Non-Hispanic	Hispanic	
Number	0	0	0	0	0	0
Cost	0	0	0	0	0	0

Table 10 – Relocation and Real Property Acquisition

CR-20 - Affordable Housing 91.520(b)

Evaluation of the jurisdiction's progress in providing affordable housing, including the number and types of families served, the number of extremely low-income, low-income, moderate-income, and middle-income persons served.

	One-Year Goal	Actual
Number of Homeless households to be provided affordable housing units	1,408	731
Number of Non-Homeless households to be provided affordable housing units	183	89
Number of Special-Needs households to be provided affordable housing units	0	0
Total	1,591	820

Table 11 – Number of Households

	One-Year Goal	Actual
Number of households supported through Rental Assistance	65	25
Number of households supported through The Production of New Units	88	1
Number of households supported through Rehab of Existing Units	73	78
Number of households supported through Acquisition of Existing Units	22	10
Total	248	114

Table 12 – Number of Households Supported

Discuss the difference between goals and outcomes and problems encountered in meeting these goals.

Table 11 --The "one-year goal" numbers represent: 1,408 persons served with rapid re-housing, or homelessness prevention; 183 households served through moderate housing rehabilitation, minor home repair, down payment assistance, and the production of new units.

"Actual" numbers result from the following: 497 persons served through the YWCA hotline and Commonwealth Catholic Charities (homeless prevention and outreach), 7 persons served with rapid re-housing through HomeAgain, 17 persons assisted with rental assistance through Henrico County Department of Social Services, one person assisted through Henrico Area Mental Health & Development Services, and 209 persons served through shelter operations from CARITAS, Homeward,

and Housing Families First, for a total of 731. 66 households were served with emergency or minor repair, 12 households were served with moderate housing rehabilitation, 10 households provided down payment assistance, and one household provided affordable housing through CHDO developed projects, for a total of 89 providing a grand total of 820.

Table 12 -- The above 'Actual' numbers represent: 7 households provided rapid re-housing, 17 persons provided with rental assistance, and one household provided with rent or utility assistance (rental assistance); 1 household provided with production of a new unit; 78 households provided with homeowner rehab or repair; and 10 down payments assistance grants for first-time homebuyers (acquisition of existing units). The difference in production of new units is due to the Cool Lane Apartments project not being due to be completed until 2022. The original number in the One-Year Goal for “Number of households supported through Rental Assistance” did not include projects through Henrico County Department of Social Services and Henrico Area Mental Health & Development Services, which have been added to the accomplishment data in this table.

Discuss how these outcomes will impact future annual action plans.

Given the success with the homeowner repair and rehabilitation programs, little change is expected. Performance of all programs is closely monitored so that mid-year program adjustments and reallocations can be made. Allocations will be reduced in future Action Plans for subrecipients who are unable to fully met their expectations and spend the funds allocated. Subrecipients who demonstrate they are able meet their goals and spend all funds are considered for additional funding in fugure years. A low performing subrecipient was not funded again in 2019-20 and a partnership was developed with a new subrecipient.

Include the number of extremely low-income, low-income, and moderate-income persons served by each activity where information on income by family size is required to determine the eligibility of the activity.

Number of Households Served	CDBG Actual	HOME Actual
Extremely Low-income	17	2
Low-income	26	16
Moderate-income	34	7
Total	77	25

Table 13 – Number of Households Served

Narrative Information

The CDBG numbers above include the households or individuals served under the project:HOMES repair program, and the Rebuilding Together Richmond repair program. The total also includes some double-counting of households served by HOME funded programs, particularly in home rehab admin and down payment assistance programs. HOME numbers include households served by the project:HOMES home rehabilitation program, downpayment assistance programs, and one CHDO project.

CR-25 - Homeless and Other Special Needs 91.220(d, e); 91.320(d, e); 91.520(c)

Evaluate the jurisdiction's progress in meeting its specific objectives for reducing and ending homelessness through:

Reaching out to homeless persons (especially unsheltered persons) and assessing their individual needs

During 2019-20 Henrico County funded non-profit corporations through the Non-Departmental component of the General Fund budget to prevent homelessness, provide case management and food and shelter for homeless individuals, provide supportive services for homelessness and at risk of homelessness individuals and families, and enable the transition to permanent housing.

Federally funded ESG services provided during 2019-20 program year were:

- Housing Families First provided emergency shelter to 14 families.
- CARITAS provided support services and emergency shelter to 94 individuals
- YWCA provided emergency safe housing, counseling, case management, transition housing, rapid re-housing, and/or financial assistance to 409 Henrico individuals or families.

Commonwealth Catholic Charities provided street outreach to 52 individuals

Addressing the emergency shelter and transitional housing needs of homeless persons

During PY 2019-20, Henrico County utilized ESG funding for the following program components:

- Shelter
- Homeless Prevention
- Rapid Re-housing
- Data Collection (HMIS)
- Administration
- Street Outreach

Shelter received 43.16% of the allocation followed by Rapid Re-housing with 20.84% of the allocation, Homeless Prevention received 10.09% of the allocation, Street Outreach received 16.71% of the allocation and Data Collection (HMIS) with 1.74% of the allocation. 99.44% of the PY 2019-20 ESG grant was expended.

The funds enabled homeless prevention activities for 461 persons, rapid re-housing activities for 19 persons/households, street outreach for 78 persons and shelter for 108 persons.

Helping low-income individuals and families avoid becoming homeless, especially extremely low-income individuals and families and those who are: likely to become homeless after

being discharged from publicly funded institutions and systems of care (such as health care facilities, mental health facilities, foster care and other youth facilities, and corrections programs and institutions); and, receiving assistance from public or private agencies that address housing, health, social services, employment, education, or youth needs

Henrico County's Department of Social Services (HDSS) created the Services Intake Unit (SIU) in 2010 to assist families and individuals in crisis. SIU performs intake functions for both Child Protective Service and Adult Protective Services. SIU also responds to emergency needs requests by providing information and referral services, homelessness prevention, and financial assistance. Citizens and agencies contact ICRU for a wide variety of emergency needs that can include housing, utilities, food, clothing, and medical. A trained staff person conducts a brief assessment, discusses how to engage informal supports, shares information about existing community resources, and problem solves with the individual to identify solutions. Qualified persons received financial assistance with short term rental and utilities with the goals of promoting safe and stable housing and improving self-sufficiency. In the period from June 1, 2019 to June 30, 2020, the Services Intake Unit completed 1,366 Child Protective Services referrals, 912 Adult Protective Services referrals, and 955 screening requests. HDSS also responded to 1,961 emergency needs requests, and provided financial assistance to 87 households.

HDSS relies on the support of HEARTH of Henrico to provide homeless prevention assistance. Of the 87 total households who received financial assistance, 74 households were served with funds provided wholly or in-part by HEARTH of Henrico.

Helping homeless persons (especially chronically homeless individuals and families, families with children, veterans and their families, and unaccompanied youth) make the transition to permanent housing and independent living, including shortening the period of time that individuals and families experience homelessness, facilitating access for homeless individuals and families to affordable housing units, and preventing individuals and families who were recently homeless from becoming homeless again

ESG funds enabled homeless prevention activities for 461 persons, rapid-re-housing activities for 19 persons/households, street outreach for 78 persons and shelter for 108 persons. The allocation to six organizations helped Henrico County serve a total of 686 persons/households.

CR-30 - Public Housing 91.220(h); 91.320(j)

Actions taken to address the needs of public housing

The County of Henrico has no public housing. Henrico County encourages affordable homeownership for low-income households through several programs. Specific actions during PY 2019-20 to remove barriers and promote affordable housing include the following:

- Allocation of \$125,000 to HOME Inc. for down payment and closing costs assistance and homeownership counseling.
- Allocation of \$83,000 to Southside Community Development and Housing Corporation for down payment and closing costs assistance and homeownership counseling.
- Allocation of \$571,500 to project: HOMES for Critical Home Repairs.
- Allocation of \$25,000 to Rebuilding Together Richmond for a Home Repair Program.
- Allocation of \$628,151 to project: HOMES for the moderate home rehabilitation program.
- Allocation of \$129,000 for CHDO activities to create new affordable housing.

Actions taken to encourage public housing residents to become more involved in management and participate in homeownership

The County of Henrico has no public housing.

Actions taken to provide assistance to troubled PHAs

The County of Henrico has no public housing.

CR-35 - Other Actions 91.220(j)-(k); 91.320(i)-(j)

Actions taken to remove or ameliorate the negative effects of public policies that serve as barriers to affordable housing such as land use controls, tax policies affecting land, zoning ordinances, building codes, fees and charges, growth limitations, and policies affecting the return on residential investment. 91.220 (j); 91.320 (i)

Henrico County works in numerous ways to reduce the barriers to affordable housing. Building codes and tax policies are governed by state law and not subject to local adjustment but the County continues to provide an exemption from real estate taxes for low/moderate-income seniors and disabled homeowners through the Real Estate Advantage Program (REAP). Henrico reduces barriers to residential development of all types by not requiring cash proffers. The real estate tax rate in Henrico County is among the lowest in the region, and is the lowest among large urban localities in Virginia. The Comprehensive Plan designates substantial area for residential development and Henrico County regularly approves new subdivisions and multi-family development for all income levels. During County Fiscal Year 2019-20, permits were issued for 800 new single-family homes (a decrease of 13% from the prior year and down 25% over two years); 210 permits were issued for two-family buildings, an increase of 91% from the prior year. Three permits were issued for multi-family buildings, a decrease of 505 from the prior year.

The Analysis of Impediments to Fair Housing Choice (AI), prepared by a consultant independent from Henrico County and completed in September 2015, identified no impediments to fair housing choice resulting from the negative effects of public policies. The development of a new AI is currently underway and will be completed by February 2021

A analysis undertaken in PY 2016 as part of the development of the 2016 Consolidated Plan and the 2016-17 Action Plan evaluated the opportunities for affordable housing for Henrico home purchasers. That analysis determined that 55% of the single-family homes in the County were affordable by households earning up to 80% Area Median Income, if available for purchase. This is a decrease from 2015 when 62% fell into this category. The *Richmond Regional Housing Framework*, prepared by the Partnership for Housing Affordability in January 2020, identified housing needs and challenges in the Richmond Region as well as Henrico County specifically. The *Framework* provided five “goals” and six general “solutions” for Henrico

Within the rental housing market there are 2,249 units supported by project-based housing choice vouchers or equivalent, providing housing opportunities for very low income households, and according to HUD e-Card data (<https://egis.hud.gov/cart/#>), there 1,599 portable housing choice vouchers in use in Henrico County. There are also 3,704 additional rental units supported by low income housing tax credits (including 179 units under construction and not yet completed; and additional rent restricted units supported by tax exempt bond financing. There are currently 5,729 LIHTC supported housing units in Henrico within 46 apartment communities.

Actions taken to address obstacles to meeting underserved needs. 91.220(k); 91.320(j)

While there are several constraints to meeting the needs of low-, very low-, and moderate-income

residents, the primary obstacle is the lack of funding to fully address all needs. In response to the level of need, Henrico County continued to provide local funding to non-profit agencies through the general fund non-departmental budget. The County provided homeless prevention services and assistance for County residents, and continued on a County-wide basis to encourage economic development leading to job growth, much of which is targeted to low-, very low-, and moderate-income persons. Through the Henrico Area Mental Health and Development Services, the County continued to administer Housing Choice Vouchers for 252 families. The County also encouraged all types of residential development and has been supportive of the use of low-income housing tax credits for the rehabilitation of multi-family housing for low- and moderate-income persons. For the 2019-20 Program Year, Henrico County continued to address its greatest need, addressing the condition of existing housing of low-income homeowners. During PY 2019-20, 78 households received housing repair or rehabilitation assistance through the County's program partners.

During PY 2019, Henrico County allocated \$54,000 in ESG and ESG-CV funding for homeless outreach and served persons through a non-profit partner, and allocated CDBG funds to that same partner for homelessness prevention. To encourage and provide opportunities for new low- and moderate-income homebuyers, down payment and closing cost assistance was provided to 10 households.

Two apartment projects in Henrico County received allocations of Low-Income Housing Tax Credits from the Virginia Housing Development Authority in 2020: Kingsridge III received an allocation for 24 units of new construction, and the Cool Lane Apartments received an allocation for 86 accessible units for an adaptive reuse project.

Actions taken to reduce lead-based paint hazards. 91.220(k); 91.320(j)

As referenced in the Annual Action Plan, Henrico County provides up to \$5,000 for lead-based paint assessment and abatement for homes receiving assistance through the moderate rehabilitation program.

All CDBG and HOME activities in Henrico County which involve the purchase or repair/renovation of houses built prior to 1978 follow federal lead-based paint regulations. During the implementation of these activities, appropriate steps are taken depending on the level of funding for the unit when lead-based paint is detected or presumed to be present. Subrecipient staff is trained on lead-based paint requirements (HUD Lead Safe Work Practice Certification; EPA Renovation, Repair and Painting Certification; and Healthy Homes for Community Health Worker Certification) and practices and each homeowner in a pre-1978 home is provided the EPA/HUD booklet Protect Your Family From Lead in Your Home. Homeowners in repair/rehabilitation programs also receive the EPA booklet "The Lead-Safe Certified Guide to Renovate Right." A signature noting receipt of these documents is placed in each client file. Contractors used for repair/rehabilitation work are all EPA-certified under 40CFR Part 745.82 and 745.84.

Actions taken to reduce the number of poverty-level families. 91.220(k); 91.320(j)

The Commercial Assistance Program, the Enterprise Zone Façade Grant program, and the Enterprise Zone Design Assistance program facilitate development and expansion of businesses to create jobs available to low- and moderate-income persons including persons in poverty. During the 2019 program year, CDBG-CV funds were used to assist microenterprise businesses that had been negatively impacted by the COVID-19 pandemic, helping to stabilize small businesses with fewer than 5 employees (including the owner).

According to the 2013-2018 American Community Survey 5-Year Estimates, 668 persons were removed from poverty during this time. More recent data is not available to evaluate reductions in the number of poverty level persons or families during the program year.

Actions taken to develop institutional structure. 91.220(k); 91.320(j)

The County has designated staff to administer the programs and activities funded with CDBG, HOME and ESG funds. Staff works with the individual County Departments, including Public Works, Social Services, Recreation and Parks, Mental Health, Planning, Public Utilities, Building Inspections, and the Division of Community Maintenance to coordinate administration of programs to be carried out. Staff regularly tracks the production and effectiveness of County agencies, and subrecipients tasked with implementing programs with CDBG, HOME, and ESG funds. Program staff regularly meet to discuss program implementation, enhancements, and adjustments with these agencies. Of particular significance has been the participation on committees of the Continuum of Care. During the 2019-20 program year ESG funds and County staff continued to build and foster relationships with homeless service providers and coordinating agencies.

Actions taken to enhance coordination between public and private housing and social service agencies. 91.220(k); 91.320(j)

Actions taken included:

- Continued participation as an active partner in the Richmond Region Continuum of Care, addressing homeless issues in the metropolitan area.
- Continued policy of no cash proffers for the development of new single-family houses to ensure greater affordability.
- Provided funds for down-payment and closing costs assistance to facilitate homeownership opportunities for low-income individuals.
- Regular communications and discussions with all currently-funded housing providers and others.
- Continued the Real Estate Investment Tax Abatement program for houses assessed at \$300,000 or less in value to increase affordability.
- Convened a monthly meeting of multiple County agencies (Resource Team) involved in addressing housing, social service, safety, and mental health needs of predominantly low-income Henrico residents.
- Continued representation on the regional non-profit Partnership for Housing Affordability
- Participated in the bi-monthly meeting of the Richmond Community Development Alliance

fostering coordination among Richmond area housing non-profits and the three entitlement jurisdictions.

- Representation on the Continuum of Care Board and the Ranking Committee

Identify actions taken to overcome the effects of any impediments identified in the jurisdictions analysis of impediments to fair housing choice. 91.520(a)

In September 2015, a consultant working for Henrico County completed a new *Analysis of Impediments to Fair Housing Choice*. (AI) *The analysis* identified five categories of impediments with sixteen remedial actions recommended to the County, some as “conceptual frameworks” for further research. Impediments and actions taken during PY 2019-20 are provided below. The development of a new AI is underway and scheduled for completion in February 2021.

1. *Continue to support production of affordable housing with CHDO funds.* In PY19-20 Henrico County allocated \$129,000 for CHDO activities.
2. *Support non-profit partners to facilitate access to below-market rate units.* In PY19-20, Henrico County allocated HOME funds for 22 down payment assistance grants for low-income first time homebuyers.
3. *Support non-profit partners that maintain relationships with lenders.* In PY19-20, four such partners were supported through funding.
4. *Support development and seek additional sources of funds for affordable housing.* Application was made to the Va. Dept. of Housing and Community Development for funding through the ARS program, however grant terms were unworkable so funding was declined.
5. *Encourage private sector support for LIHTC and AHP.* No projects specifically applied for Henrico County support for their LIHTC application. Two projects did receive tax credit allocations in Henrico for the 2020 allocation round.
6. *Inadequate Awareness of Fair Housing Rights. For PY19-20, Henrico County funded HOME, Inc. to undertake fair housing outreach and education in Henrico.* 2020-21 funding was provided to HOME Inc for housing stability and eviction prevention activities
7. *Partner with local industry to conduct outreach and education regarding fair housing.* See item 6 above.
8. *Encourage Fair Housing Enforcement Agencies and HUD to increase fair housing testing.* These are ongoing activities of these agencies. HOME Inc. has a strong testing program in central Virginia.
9. *Expand Routes for Public transportation.* In 2016-17, Henrico County made a substantial financial commitment to the Broad Street Bus Rapid Transit (the “Pulse”) that extended into Henrico County and became operational in spring 2018. Beginning with the 2018-19 County general fund budget, funding was increased for expanded GRTC bus transit service in the County.
10. *Apply for funding for financial literacy.* This is an ongoing activity of several County agencies. The Junior Achievement Finance Park opened in October 2017 in the Libbie Mill Library. Henrico County provided the third floor of the new library and roughing out of the space.
11. *Request the State to encourage lenders to offer assistance programs for households with predatory loans.* This issue was addressed with the State in PY 2016-17.
12. *Provide language assistance to persons with LEP. Translation services are offered primarily*

through the services of Language Line for translation. In PY 2018-19 HOME Inc. focused much of its CDBG-funded fair housing outreach to immigrant communities, participating in World Refugee Day, Spanish language radio ads, and housing brochures in multiple languages.

13. *Encourage recruitment of industry providing living wages.* The County's Economic Development Authority (EDA) continuously recruits such employers. In Fiscal Year 2019-20, the Henrico EDA through its business recruitment program facilitated a capital investment of over \$814.3 million which resulted in the creation of 1,090 jobs. These jobs were located throughout the County in all income areas.
14. *Support Development that provides alternative housing choices.* In PY2019-20 and PY20-21, a total of \$400,000 of CDBG funds was allocated towards the development of additional supportive housing units for homeless and disabled individuals. Funding was allocated to Virginia Supportive Housing
15. *Support homeless prevention and rapid re-housing.* In PY19-20, a total of \$75,440 of ESG and CDBG funds was allocated for these purposes.
16. *Continue self-help programs.* The County suspended the Operation Paintbrush housing program in PY 2019-20, primarily due to the COVID-19 pandemic. The other volunteer assistance programs providing 2,119 hours of assistance in PY 2019-20.

CR-40 - Monitoring 91.220 and 91.230

Describe the standards and procedures used to monitor activities carried out in furtherance of the plan and used to ensure long-term compliance with requirements of the programs involved, including minority business outreach and the comprehensive planning requirements

Monitoring activities included a review of a sampling of program activities completed during the contract period. Individual project files for the reviewed subrecipient were evaluated to ensure compliance with HUD regulations, County requirements, other applicable standards as well as the approved project plans (for construction projects), compliance with environmental review requirements, and compliance with fair housing laws. Monitoring visits are conducted in the spring, and are attended by the representatives of the nonprofit staff, a representative from Henrico County's Department of Finance, and the Program Manager for the CDBG, HOME, or ESG program as appropriate. For construction and CHDO projects, invoices and billing records are reviewed to ensure that expenses incurred reflect the expenses charged to the project.

Monitoring results are provided in writing to subrecipients, first in draft form for review and comment. A final report is prepared within 30 days of receiving comment including, any necessary findings or concerns along with any required or recommended corrective actions.

County staff reviewed eligibility documentation for compliance with applicable program regulations including client eligibility, proposed property improvements, need for service as projects or undertaken.

The required organization structure, capacity, and financial status of CHDO's is reviewed whenever certification is required for a project.

In general, checklists and review procedures are implemented in accordance with HUD's *Community Planning and Development Monitoring Handbook*, February 2017.

All funding recipients are required to submit monthly reports detailing the status of all activities throughout the program year. County staff reviewed each monthly report for financial and programmatic accuracy and program progress. Site monitoring occurs regularly for construction projects while underway, and prior to construction and upon completion for rehabilitation and repair projects. For all projects and programs, as compliance issues arise during the year, immediate corrective actions are required of subrecipients and CHDO's.

All sub-recipients and users of Enterprise Zone grant funds are required to follow County procurement processes. These require solicitation of bids from WMBE firms for most purchases.

Formal monitoring was not undertaken during calendar year 2020 due to pandemic contact restrictions, and site visits were substantially reduced.

Citizen Participation Plan 91.105(d); 91.115(d)

Describe the efforts to provide citizens with reasonable notice and an opportunity to comment on performance reports.

Notice of the availability of a draft annual performance report was published in the Richmond Times-Dispatch on December 9, 2020. Citizens were given 15 days to review and provide comment on the document. The draft report was published on the County's website. Due to the COVID-19 pandemic, hard copies of the document were not provided for review.

No comments were received during the 15-day comment period.

The County's Citizen Participation Plan was updated on May 1, 2020 to reflect reflect new federal requirements that allow shorter public comment periods during periods of national, state, or local emergency and to also allow for virtual public meetings. These shorter comment periods were not used for the public comment period for thisw CAPER.

CR-45 - CDBG 91.520(c)

Specify the nature of, and reasons for, any changes in the jurisdiction's program objectives and indications of how the jurisdiction would change its programs as a result of its experiences.

Two amendments were made to the 2019 Action Plan during the program year.

The first amendment was finalized on May 12, 2020 to incorporate CDBG-CV in the amount of \$1,017,678 and ESG-CV funds in the amount of \$508,566 and to program these funds to 18 projects.

The second amendment was finalized on September 22, 2020 to incorporate HOME program income received during the year in the amount of \$37,054, prior year HOME funds brought forward in the amount of \$16,247, and additional ESG-CV funds appropriated by HUD in the amount of \$1,154,186. The additional HOME funds were allocated to the project:HOMES Home Rehabilitation Program. ESG-CV funds were allocated to existing and new projects.

Does this Jurisdiction have any open Brownfields Economic Development Initiative (BEDI) grants?

No

[BEDI grantees] Describe accomplishments and program outcomes during the last year.

Not Applicable

CR-50 - HOME 91.520(d)

Include the results of on-site inspections of affordable rental housing assisted under the program to determine compliance with housing codes and other applicable regulations

Please list those projects that should have been inspected on-site this program year based upon the schedule in §92.504(d). Indicate which of these were inspected and a summary of issues that were detected during the inspection. For those that were not inspected, please indicate the reason and how you will remedy the situation.

No projects were inspected during PY19-20 as no affordable rental housing was assisted with HOME funds.

Provide an assessment of the jurisdiction's affirmative marketing actions for HOME units. 92.351(b)

In addition to furthering fair housing as described in Section CR-35, the following activities to help reach a diverse population:

- bus tours, and radio advertisements.
- Provided outreach and support to programs that promote affordable housing.
- Housing units produced using HOME funds are listed on the local MLS. CHDO housing producers market houses to their homebuyer classes which have high minority representation.
- County staff provide presentations to community organizations on housing programs, including organizations representing and located in minority communities.
- Subrecipients place ads in newspapers serving Henrico County.

Refer to IDIS reports to describe the amount and use of program income for projects, including the number of projects and owner and tenant characteristics

HOME program income in the amount of \$71,644.08 was received during PY2019-20. This amount was expended (drawn) during PY19-20 as partial payment for multiple homeowner rehabilitation projects and one downpayment assistance project. The IDIS activity numbers and owner characteristics for those projects are as follows:

- IDIS# 1292, Home Inc. Downpayment Assistance: Black/African American, 50% to 60% AMI, Single, Non-Elderly, one person household using \$8,400.00 of funds.
- IDIS# 1306 project:Homes Homeowner Rehab: Black/African American, 30% to 50% AMI, Elderly, one person household using \$15,735.00 of funds.
- IDIS# 1307 project:Homes Homeowner Rehab: Black/African American, 60% to 80% AMI, Elderly, two person household using \$12,135.00 of funds.
- IDIS# 1308 project:Homes Homeowner Rehab: Black/African American, 30% to 50% AMI, Other, one person household using \$9,184.08 of funds.

- IDIS# 1357 project:Homes Homeowner Rehab: Black/African American, 30% to 50% AMI, Elderly, one person household using \$26,190.00 of funds.

The total amount of program income expended (drawn during PY2019-20 was \$71,644.08.

Describe other actions taken to foster and maintain affordable housing. 91.220(k) (STATES ONLY: Including the coordination of LIHTC with the development of affordable housing). 91.320(j)

The CDBG- and HOME-funded projects completed during PY 2018-19 provided down payment assistance, minor home repairs, and moderate home rehabilitation. The projects fostered and maintained affordable housing in Henrico County for low- and moderate-income residents. In PY2019-20 funds were provided that enabled the completion of twelve moderate rehabilitation projects, 66 critical home repair projects, and ten down payment assistance grants. All of these programs and projects are ongoing and have been renewed with PY 2020-21-20 funds. Two proposed multi-family developments in Henrico County sought Low Income Housing Tax credits for the construction of new housing units. Both received an allocation of tax credits through VHDA. Kingsridge III will contain 24 units in a mixture of one, two, and three bedroom units. The Cool Lane Apartments will contain 86 units of supportive housing as part of an adaptive reuse project For the 2020-20 Program Year, an additional \$150,000 in CDBG funds was allocated for the Cool Lane Apartments.

CR-60 - ESG 91.520(g) (ESG Recipients only)

ESG Supplement to the CAPER in *e-snaps*

For Paperwork Reduction Act

1. Recipient Information—All Recipients Complete

Basic Grant Information

Recipient Name	HENRICO COUNTY
Organizational DUNS Number	074735515
EIN/TIN Number	546001344
Identify the Field Office	RICHMOND
Identify CoC(s) in which the recipient or subrecipient(s) will provide ESG assistance	

ESG Contact Name

Prefix	Mr
First Name	David
Middle Name	M
Last Name	Sacks
Suffix	0
Title	Community Development Manager

ESG Contact Address

Street Address 1	P.O. Box 90775
Street Address 2	0
City	Henrico
State	VA
ZIP Code	23273-
Phone Number	8045017611
Extension	0
Fax Number	8045017630
Email Address	sac01@henrico.us

ESG Secondary Contact

Prefix	Mr
First Name	Scott
Last Name	Carter
Suffix	0
Title	HOME Program Manager
Phone Number	8045017612
Extension	0
Email Address	car80@henrico.us

2. Reporting Period—All Recipients Complete

Program Year Start Date	10/01/2019
Program Year End Date	09/30/2020

3a. Subrecipient Form – Complete one form for each subrecipient

Subrecipient or Contractor Name: HENRICO COUNTY

City: Richmond

State: VA

Zip Code: 23273, 0775

DUNS Number: 074735515

Is subrecipient a victim services provider: N

Subrecipient Organization Type: Unit of Government

ESG Subgrant or Contract Award Amount: \$10,700

Subrecipient or Contractor Name: HOMEWARD

City: Richmond

State: VA

Zip Code: 23224, 7505

DUNS Number: 145646183

Is subrecipient a victim services provider: N

Subrecipient Organization Type: Other Non-Profit Organization

ESG Subgrant or Contract Award Amount: \$2,500

Subrecipient or Contractor Name: CARITAS

City: Richmond

State: VA

Zip Code: 23220, 2314

DUNS Number: 787207281

Is subrecipient a victim services provider: N

Subrecipient Organization Type: Other Non-Profit Organization

ESG Subgrant or Contract Award Amount: \$20,000

Subrecipient or Contractor Name: YWCA

City: Richmond

State: VA

Zip Code: 23219, 2218

DUNS Number: 831287318

Is subrecipient a victim services provider: N

Subrecipient Organization Type: Other Non-Profit Organization

ESG Subgrant or Contract Award Amount: \$14,500

Subrecipient or Contractor Name: Commonwealth Catholic Charities

City: Richmond

State: VA

Zip Code: 23229, 5011

DUNS Number: 057876781

Is subrecipient a victim services provider: N

Subrecipient Organization Type: Other Non-Profit Organization

ESG Subgrant or Contract Award Amount: \$24,000

Subrecipient or Contractor Name: Housing Families First

City: Henrico
State: VA
Zip Code: 23223, 4913
DUNS Number: 005615377
Is subrecipient a victim services provider: N
Subrecipient Organization Type: Other Non-Profit Organization
ESG Subgrant or Contract Award Amount: \$42,000

Subrecipient or Contractor Name: HomeAgain
City: Richmond
State: VA
Zip Code: 23220, 5222
DUNS Number: 123575573
Is subrecipient a victim services provider: N
Subrecipient Organization Type: Other Non-Profit Organization
ESG Subgrant or Contract Award Amount: \$29,940

CR-65 - Persons Assisted

Note to Reader: Information previously provided in Section CR-65, beginning with the 2016-17 CAPER is now provided via the HUD Sage system and can be found in the Appendix. Tables 16 through 23 have therefore been left blank.

4. Persons Served

4a. Complete for Homelessness Prevention Activities

Number of Persons in Households	Total
Adults	
Children	
Don't Know/Refused/Other	
Missing Information	
Total	

Table 16 – Household Information for Homeless Prevention Activities

4b. Complete for Rapid Re-Housing Activities

Number of Persons in Households	Total
Adults	
Children	
Don't Know/Refused/Other	
Missing Information	
Total	

Table 17 – Household Information for Rapid Re-Housing Activities

4c. Complete for Shelter

Number of Persons in Households	Total
Adults	
Children	
Don't Know/Refused/Other	
Missing Information	
Total	

Table 18 – Shelter Information

4d. Street Outreach

Number of Persons in Households	Total
Adults	
Children	
Don't Know/Refused/Other	
Missing Information	
Total	

Table 19 – Household Information for Street Outreach

4e. Totals for all Persons Served with ESG

Number of Persons in Households	Total
Adults	
Children	
Don't Know/Refused/Other	
Missing Information	
Total	

Table 20 – Household Information for Persons Served with ESG

5. Gender—Complete for All Activities

	Total
Male	
Female	
Transgender	
Don't Know/Refused/Other	
Missing Information	
Total	

Table 21 – Gender Information

6. Age—Complete for All Activities

	Total
Under 18	
18-24	
25 and over	
Don't Know/Refused/Other	
Missing Information	
Total	

Table 22 – Age Information

7. Special Populations Served—Complete for All Activities

Number of Persons in Households

Subpopulation	Total	Total Persons Served – Prevention	Total Persons Served – RRH	Total Persons Served in Emergency Shelters
Veterans				
Victims of Domestic Violence				
Elderly				
HIV/AIDS				
Chronically Homeless				
Persons with Disabilities:				
Severely Mentally Ill				
Chronic Substance Abuse				
Other Disability				
Total (unduplicated if possible)				

Table 23 – Special Population Served

CR-70 – ESG 91.520(g) - Assistance Provided and Outcomes

10. Shelter Utilization

Number of New Units – Rehabbed	0
Number of New Units – Conversion	0
Total Number of bed - nighths available	146,491
Total Number of bed - nights provided	101,702
Capacity Utilization	69.4%

Table 24 – Shelter Capacity

11. Project Outcomes Data measured under the performance standards developed in consultation with the CoC(s)

The data below provide totals and averages for agencies provided ESG funding by Henrico County based on all clients served (not just those identifying as being from Henrico).

The Greater Richmond Continuum of Care adopted performance measures for 2017, three of which are applicable to programs funded with Henrico County ESG funds. The HMIS staff run APR reports quarterly for review by the funded agencies and provides this information to the Project Development Manager. With the exception of providers primarily serving survivors of domestic violence, all programs use HMIS to collect data and monitor program outcomes. Measures and outcomes are as follows:

- Exits to permanent destinations: 46.0%
- Average length of stay (system leavers): 53 days
- Returns to homelessness (after exit to permanent destination): 14.0%

The Greater Richmond Continuum of Care (GRCoC) tracks HEARTH Act system level performance measures for the U.S. Department of Housing and Urban Development and the Virginia Department of Housing and Community Development. In addition, the GRCoC board regularly seeks public comments and reviews the system performance measures and indicators developed by the GRCoC Performance Measurement and Ranking Committees. The CoC uses the Homeless Management Information System (HMIS) to report on HEARTH outcomes and provides data for CAPER reports.

The system level performance measures and project level performance measures are used to review and rank applications for federal and state funding for homeless services. ESG staff participates in this ranking and review process. The GRCoC Ranking Committee advises all entitlement jurisdictions within the CoC on performance and alignment with community goals.

Overall, the number of people experiencing homelessness in the CoC had been consistently decreasing since the peak in 2009; however, we did see an increase from 2019 (497 people) to 2020 (546 people). The increase was likely due to an enhanced ability to find people living in unsheltered conditions due to the raising of a fairly large encampment in late 2019. In spite of this increase, the community continues

to make progress in placing people in safe shelter in the midst of a pandemic. In 2018, the GRCoC worked to change its coordinated entry system to meet federal regulations and to meet community needs. The Homeless Crisis Line (HCL) is the largest Access Point for homeless services in the Greater Richmond Continuum of Care (GRCoC). The HCL provides safety planning, diversion, and connections to temporary options for individuals and families at risk of or experiencing homelessness throughout the GRCoC. The HCL currently receives an average of 4,000 phone calls per month.

CR-75 – Expenditures

11. Expenditures

11a. ESG Expenditures for Homelessness Prevention

	Dollar Amount of Expenditures in Program Year		
	2017	2018	2019
Expenditures for Rental Assistance	0	0	0
Expenditures for Housing Relocation and Stabilization Services - Financial Assistance	\$19,456	0	0
Expenditures for Housing Relocation & Stabilization Services - Services	\$14,500	\$14,500	\$14,500
Expenditures for Homeless Prevention under Emergency Shelter Grants Program	0	0	0
Subtotal Homelessness Prevention	\$33,956	\$14,500	\$14,500

Table 25 – ESG Expenditures for Homelessness Prevention

11b. ESG Expenditures for Rapid Re-Housing

	Dollar Amount of Expenditures in Program Year		
	2017	2018	2019
Expenditures for Rental Assistance	0	0	0
Expenditures for Housing Relocation and Stabilization Services - Financial Assistance	0	0	0
Expenditures for Housing Relocation & Stabilization Services - Services	0	0	0
Expenditures for Homeless Assistance under Emergency Shelter Grants Program	\$50,000	\$45,00	\$29,940
Subtotal Rapid Re-Housing	\$50,000	\$45,000	\$29,940

Table 26 – ESG Expenditures for Rapid Re-Housing

11c. ESG Expenditures for Emergency Shelter

	Dollar Amount of Expenditures in Program Year		
	2017	2018	2019
Essential Services	\$55,250	\$52,500	\$62,000
Operations	0	0	0
Renovation	0	0	0
Major Rehab	0	0	0
Conversion	0	0	0
Subtotal	\$55,250	\$52,500	\$62,000

Table 27 – ESG Expenditures for Emergency Shelter

11d. Other Grant Expenditures

	Dollar Amount of Expenditures in Program Year		
	2017	2018	2019
Street Outreach	0	\$13,670	\$24,000
HMIS	\$2,500	\$2,500	\$2,500
Administration	\$10,380	\$10,169.22	\$9,902.41

Table 28 - Other Grant Expenditures

11e. Total ESG Grant Funds

Total ESG Funds Expended	2017	2018	2019
	\$152,086	\$138,339	\$142,842.41

Table 29 - Total ESG Funds Expended

11f. Match Source

	2017	2018	2019
Other Non-ESG HUD Funds	0	0	0
Other Federal Funds	0	0	0
State Government	\$19,455.98	0	0
Local Government	0	0	0
Private Funds	\$7,741	\$116,170	\$149,544.97
Other	\$169,509	\$32,500	\$107,608.64
Fees	0	0	0
Program Income	0	0	0
Total Match Amount	\$196,706	\$148,670	\$257,153.61

Table 30 - Other Funds Expended on Eligible ESG Activities

11g. Total

Total Amount of Funds Expended on ESG Activities	2017	2018	2019
	\$348,792	\$287,009	\$399,996.02

Table 31 - Total Amount of Funds Expended on ESG Activities

Attachments

Figure 1: Areas of Investment of HOME and CDBG Funds

Table 1: 2019-2020 CDBG and HOME Expenditures by Block Group

CDBG Financial Summary Report (PR-26)

Explanatory Text for PR-26.

CDBG Activity Summary Report (PR-03)

HOME Matching Liability report (PR-33)

Summary of Consolidated Plan Projects (PR-06)

Summary of Accomplishments – HOME (PR-23)

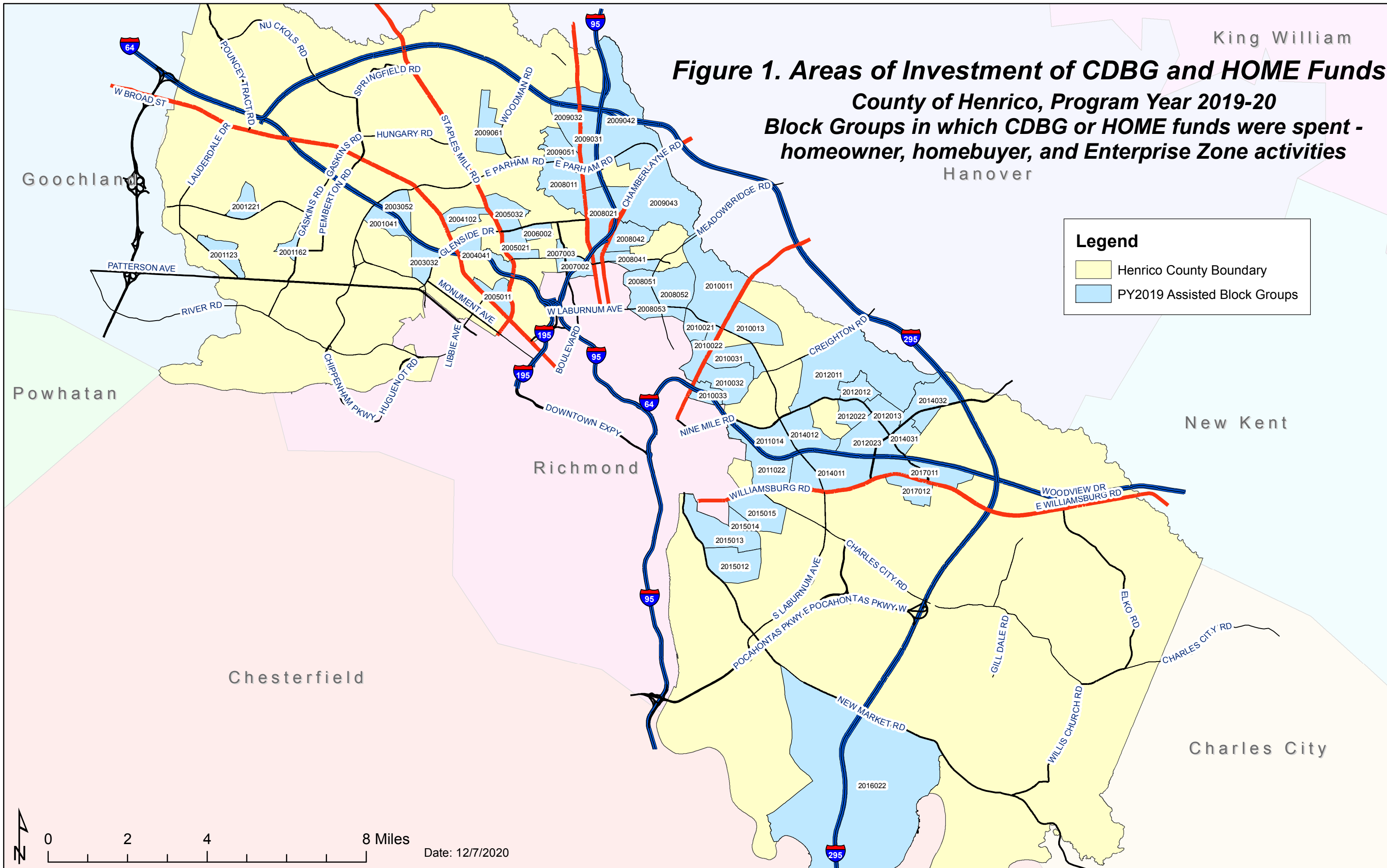
Summary of Accomplishments – CDBG (PR-23)

ESG Financial Summary – (PR-91)

SAGE Emergency Solutions Grant Data

Newspaper advertisement for notice of review period; screen print of web page

Figure 1. Areas of Investment of CDBG and HOME Funds
County of Henrico, Program Year 2019-20
Block Groups in which CDBG or HOME funds were spent -
homeowner, homebuyer, and Enterprise Zone activities



Legend

- Henrico County Boundary
- PY2019 Assisted Block Groups

Table 1: 2019-20 CDBG and HOME Expenditures by Block Group

Census Block Group	Census Tract	CDBG		HOME		Local	Total
		DPA, Repairs	Enterprise Zone	DPA, Rehabs	CHDO		
1	200104	12,185.00					12,185.00
3	200112	8,770.00					8,770.00
2	200116	2,750.00		12,373.00			15,123.00
1	200122	5,580.00					5,580.00
2	200303	7,675.00					7,675.00
2	200305	7,175.00					7,175.00
1	200404	6,155.00					6,155.00
2	200410	12,500.00					12,500.00
1	200501		3,000.00				3,000.00
1	200501		3,000.00				3,000.00
1	200502		3,000.00			5,000.00	8,000.00
2	200503		3,000.00				3,000.00
2	200700	10,305.00					10,305.00
1	200801	5,095.00					5,095.00
1	200802	7,120.00					7,120.00
1	200802	8,170.00					8,170.00
1	200804	12,495.00					12,495.00
1	200804	8,000.00					8,000.00
1	200804	13,805.00					13,805.00
2	200804	7,380.00					7,380.00
3	200805		2,500.00				2,500.00
1	200805		3,000.00				3,000.00
3	200805	7,045.00					7,045.00
1	200805	8,445.00					8,445.00
2	200805	9,875.00					9,875.00
1	200903		3,000.00				3,000.00
2	200903	11,975.00					11,975.00
1	200903	4,935.00					4,935.00
3	200904	12,095.00					12,095.00
2	200904	9,930.00					9,930.00
3	200904	7,745.00					7,745.00
2	200904	6,490.00					6,490.00
1	200905	11,375.00					11,375.00
1	200906	8,355.00					8,355.00
1	200906	10,910.00					10,910.00
1	201001				46,505.00		46,505.00
1	201001	8,900.00					8,900.00
3	201001	8,961.00					8,961.00
1	201001	8,815.00					8,815.00
1	201001	12,375.00					12,375.00
1	201001	11,987.00					11,987.00
1	201001	8,375.00					8,375.00
1	201001	13,895.00					13,895.00
1	201002			76,920.00			76,920.00
1	201002	10,365.00					10,365.00
2	201002	9,625.00					9,625.00
2	201002	9,125.00					9,125.00
1	201003	12,500.00		15,735.00			28,235.00
3	201003	12,500.00		58,189.00			70,689.00
2	201003	12,500.00		50,091.00			62,591.00
3	201003	12,500.00		26,355.00			38,855.00
2	201003	12,500.00		50,935.00			63,435.00
3	201003	10,710.00					10,710.00
3	201003	6,445.00					6,445.00
1	201003	5,965.00					5,965.00
2	201003	5,555.00					5,555.00
1	201003	11,995.00					11,995.00
2	201003	8,545.00					8,545.00
4	201101	2,750.00		10,000.00			12,750.00
4	201101	7,480.00					7,480.00
4	201101	5,476.00					5,476.00
2	201102	2,750.00		9,800.00			12,550.00
2	201102	10,675.00					10,675.00
3	201201	2,750.00		10,100.00			12,850.00
3	201201	2,750.00		9,895.00			12,645.00
2	201201	9,042.00		48,043.00			57,085.00
3	201201	7,688.00					7,688.00
1	201201	7,165.00					7,165.00
3	201201	8,715.00					8,715.00
1	201201	7,170.00					7,170.00
1	201201	13,245.00					13,245.00

3	201201	8,145.00				8,145.00
1	201201	7,795.00				7,795.00
3	201202	2,750.00		9,785.00		12,535.00
2	201202	9,990.00				9,990.00
3	201202	6,714.00				6,714.00
2	201202	5,400.00				5,400.00
3	201202	4,820.00				4,820.00
1	201401		3,000.00			3,000.00
1	201401	6,250.00		14,975.00		21,225.00
2	201401	6,250.00		15,625.00		21,875.00
1	201401	9,385.00				9,385.00
2	201401	6,245.00				6,245.00
2	201401	8,285.00				8,285.00
2	201401	11,865.00				11,865.00
1	201403	2,750.00		10,375.00		13,125.00
2	201403	2,750.00		10,025.00		12,775.00
3	201501	2,250.00		8,000.00		10,250.00
5	201501	12,500.00		30,235.00		42,735.00
5	201501	12,500.00		27,639.00		40,139.00
5	201501	11,900.00				11,900.00
4	201501	4,626.00				4,626.00
3	201501	7,750.00				7,750.00
2	201501	5,315.00				5,315.00
2	201501	9,150.00				9,150.00
2	201602	8,715.00				8,715.00



Office of Community Planning and Development
 U.S. Department of Housing and Urban Development
 Integrated Disbursement and Information System
 PR26 - CDBG Financial Summary Report
 Program Year 2019
 HENRICO COUNTY , VA

DATE: 12-01-20
 TIME: 21:10
 PAGE: 1

PART I: SUMMARY OF CDBG RESOURCES

01 UNEXPENDED CDBG FUNDS AT END OF PREVIOUS PROGRAM YEAR	770,987.02
02 ENTITLEMENT GRANT	1,678,478.00
03 SURPLUS URBAN RENEWAL	0.00
04 SECTION 108 GUARANTEED LOAN FUNDS	0.00
05 CURRENT YEAR PROGRAM INCOME	0.00
05a CURRENT YEAR SECTION 108 PROGRAM INCOME (FOR SI TYPE)	0.00
06 FUNDS RETURNED TO THE LINE-OF-CREDIT	0.00
06a FUNDS RETURNED TO THE LOCAL CDBG ACCOUNT	0.00
07 ADJUSTMENT TO COMPUTE TOTAL AVAILABLE	0.00
08 TOTAL AVAILABLE (SUM, LINES 01-07)	2,449,465.02

PART II: SUMMARY OF CDBG EXPENDITURES

09 DISBURSEMENTS OTHER THAN SECTION 108 REPAYMENTS AND PLANNING/ADMINISTRATION	1,172,506.46
10 ADJUSTMENT TO COMPUTE TOTAL AMOUNT SUBJECT TO LOW/MOD BENEFIT	0.00
11 AMOUNT SUBJECT TO LOW/MOD BENEFIT (LINE 09 + LINE 10)	1,172,506.46
12 DISBURSED IN IDIS FOR PLANNING/ADMINISTRATION	245,942.03
13 DISBURSED IN IDIS FOR SECTION 108 REPAYMENTS	0.00
14 ADJUSTMENT TO COMPUTE TOTAL EXPENDITURES	0.00
15 TOTAL EXPENDITURES (SUM, LINES 11-14)	1,418,448.49
16 UNEXPENDED BALANCE (LINE 08 - LINE 15)	1,031,016.53

PART III: LOWMOD BENEFIT THIS REPORTING PERIOD

17 EXPENDED FOR LOW/MOD HOUSING IN SPECIAL AREAS	0.00
18 EXPENDED FOR LOW/MOD MULTI-UNIT HOUSING	0.00
19 DISBURSED FOR OTHER LOW/MOD ACTIVITIES	1,172,506.46
20 ADJUSTMENT TO COMPUTE TOTAL LOW/MOD CREDIT	0.00
21 TOTAL LOW/MOD CREDIT (SUM, LINES 17-20)	1,172,506.46
22 PERCENT LOW/MOD CREDIT (LINE 21/LINE 11)	100.00%

LOW/MOD BENEFIT FOR MULTI-YEAR CERTIFICATIONS

23 PROGRAM YEARS(PY) COVERED IN CERTIFICATION	PY: 2019 PY: PY:
24 CUMULATIVE NET EXPENDITURES SUBJECT TO LOW/MOD BENEFIT CALCULATION	1,172,506.46
25 CUMULATIVE EXPENDITURES BENEFITING LOW/MOD PERSONS	1,172,506.46
26 PERCENT BENEFIT TO LOW/MOD PERSONS (LINE 25/LINE 24)	100.00%

PART IV: PUBLIC SERVICE (PS) CAP CALCULATIONS

27 DISBURSED IN IDIS FOR PUBLIC SERVICES	198,434.38
28 PS UNLIQUIDATED OBLIGATIONS AT END OF CURRENT PROGRAM YEAR	0.00
29 PS UNLIQUIDATED OBLIGATIONS AT END OF PREVIOUS PROGRAM YEAR	24,187.79
30 ADJUSTMENT TO COMPUTE TOTAL PS OBLIGATIONS	0.00
31 TOTAL PS OBLIGATIONS (LINE 27 + LINE 28 - LINE 29 + LINE 30)	174,246.59
32 ENTITLEMENT GRANT	1,678,478.00
33 PRIOR YEAR PROGRAM INCOME	12.52
34 ADJUSTMENT TO COMPUTE TOTAL SUBJECT TO PS CAP	0.00
35 TOTAL SUBJECT TO PS CAP (SUM, LINES 32-34)	1,678,490.52
36 PERCENT FUNDS OBLIGATED FOR PS ACTIVITIES (LINE 31/LINE 35)	10.38%

PART V: PLANNING AND ADMINISTRATION (PA) CAP

37 DISBURSED IN IDIS FOR PLANNING/ADMINISTRATION	245,942.03
38 PA UNLIQUIDATED OBLIGATIONS AT END OF CURRENT PROGRAM YEAR	0.00
39 PA UNLIQUIDATED OBLIGATIONS AT END OF PREVIOUS PROGRAM YEAR	0.00
40 ADJUSTMENT TO COMPUTE TOTAL PA OBLIGATIONS	0.00
41 TOTAL PA OBLIGATIONS (LINE 37 + LINE 38 - LINE 39 +LINE 40)	245,942.03
42 ENTITLEMENT GRANT	1,678,478.00
43 CURRENT YEAR PROGRAM INCOME	0.00
44 ADJUSTMENT TO COMPUTE TOTAL SUBJECT TO PA CAP	0.00
45 TOTAL SUBJECT TO PA CAP (SUM, LINES 42-44)	1,678,478.00
46 PERCENT FUNDS OBLIGATED FOR PA ACTIVITIES (LINE 41/LINE 45)	14.65%



Office of Community Planning and Development
 U.S. Department of Housing and Urban Development
 Integrated Disbursement and Information System
 PR26 - CDBG Financial Summary Report
 Program Year 2019
 HENRICO COUNTY , VA

DATE: 12-01-20
 TIME: 21:10
 PAGE: 2

LINE 17 DETAIL: ACTIVITIES TO CONSIDER IN DETERMINING THE AMOUNT TO ENTER ON LINE 17

Report returned no data.

LINE 18 DETAIL: ACTIVITIES TO CONSIDER IN DETERMINING THE AMOUNT TO ENTER ON LINE 18

Report returned no data.

LINE 19 DETAIL: ACTIVITIES INCLUDED IN THE COMPUTATION OF LINE 19

Plan Year	IDIS Project	IDIS Activity	Voucher Number	Activity Name	Matrix Code	National Objective	Drawn Amount
2019	14	1301	6340597	Circle Center Adult Day Services - HVAC replacement	03A	LMC	\$43,000.00
					03A	Matrix Code	\$43,000.00
2019	5	1297	6332727	CONNECT Program	05D	LMC	\$17,660.94
2019	5	1297	6340589	CONNECT Program	05D	LMC	\$13,246.64
2019	5	1297	6352270	CONNECT Program	05D	LMC	\$13,320.95
2019	5	1297	6364491	CONNECT Program	05D	LMC	\$13,862.88
2019	5	1297	6371592	CONNECT Program	05D	LMC	\$13,813.82
2019	5	1297	6385762	CONNECT Program	05D	LMC	\$9,912.46
2019	5	1297	6387972	CONNECT Program	05D	LMC	\$15,400.06
2019	5	1297	6403691	CONNECT Program	05D	LMC	\$10,706.16
2019	5	1297	6404132	CONNECT Program	05D	LMC	\$11,016.64
2019	5	1297	6413387	CONNECT Program	05D	LMC	\$11,827.54
2019	5	1297	6417660	CONNECT Program	05D	LMC	\$11,121.15
2019	5	1297	6429203	CONNECT Program	05D	LMC	\$6,791.80
					05D	Matrix Code	\$148,681.04
2019	11	1299	6352283	HOME Inc. - Fair Housing Outreach and Education	05J	LMC	\$2,303.18
2019	11	1299	6404134	HOME Inc. - Fair Housing Outreach and Education	05J	LMC	\$4,444.23
					05J	Matrix Code	\$6,747.41
2018	17	1259	6332735	Commonwealth Catholic Charities Homeless Prevention	05Q	LMC	\$9,578.00
2018	17	1259	6340582	Commonwealth Catholic Charities Homeless Prevention	05Q	LMC	\$3,585.00
2018	17	1259	6371586	Commonwealth Catholic Charities Homeless Prevention	05Q	LMC	\$1,739.79
2019	16	1303	6352285	Commonwealth Catholic Charities - Homeless Prevention	05Q	LMC	\$9,285.00
2019	16	1303	6371599	Commonwealth Catholic Charities - Homeless Prevention	05Q	LMC	\$9,379.16
2019	16	1303	6385764	Commonwealth Catholic Charities - Homeless Prevention	05Q	LMC	\$2,932.16
2019	16	1303	6404135	Commonwealth Catholic Charities - Homeless Prevention	05Q	LMC	\$6,506.82
					05Q	Matrix Code	\$43,005.93
2019	8	1317	6352302	HOME DPA Admin	13A	LMH	\$5,500.00
2019	8	1317	6364538	HOME DPA Admin	13A	LMH	\$2,750.00
2019	8	1317	6413391	HOME DPA Admin	13A	LMH	\$2,750.00
2019	8	1317	6417666	HOME DPA Admin	13A	LMH	\$11,000.00
2019	9	1318	6387974	SCDHC DPA Admin	13A	LMH	\$2,250.00
					13A	Matrix Code	\$24,250.00
2018	7	1238	6332734	project:HOMES Homeowner Rehabilitation Program	14A	LMH	\$9,975.00
2018	13	1243	6385755	Rebuilding Together Richmond Home Repair Program	14A	LMH	\$7,380.00
2018	13	1243	6429188	Rebuilding Together Richmond Home Repair Program	14A	LMH	\$41,894.00
2019	6	1357	6417752	101 N Ivy Avenue - Rehab	14A	LMH	\$9,042.00
2019	7	1298	6385763	project:HOMES - Critical Home Repair Program	14A	LMH	\$123,020.00
2019	7	1298	6403694	project:HOMES - Critical Home Repair Program	14A	LMH	\$102,985.00
2019	7	1298	6404133	project:HOMES - Critical Home Repair Program	14A	LMH	\$124,718.00
2019	7	1298	6417663	project:HOMES - Critical Home Repair Program	14A	LMH	\$66,415.00
2019	7	1298	6429206	project:HOMES - Critical Home Repair Program	14A	LMH	\$108,025.00
					14A	Matrix Code	\$593,454.00
2019	6	1305	6352291	1906 Hobson Lane - Rehab	14H	LMH	\$12,500.00
2019	6	1306	6352286	1904 Carneal St - Rehab	14H	LMH	\$12,500.00
2019	6	1307	6352292	2507 Harvie Road - Rehab	14H	LMH	\$6,250.00
2019	6	1307	6371600	2507 Harvie Road - Rehab	14H	LMH	\$6,250.00
2019	6	1308	6352288	3017 Peabody Lane - Rehab	14H	LMH	\$12,500.00



Office of Community Planning and Development
 U.S. Department of Housing and Urban Development
 Integrated Disbursement and Information System
 PR26 - CDBG Financial Summary Report
 Program Year 2019
 HENRICO COUNTY , VA

DATE: 12-01-20
 TIME: 21:10
 PAGE: 3

Plan Year	IDIS Project	IDIS Activity	Voucher Number	Activity Name	Matrix Code	National Objective	Drawn Amount
2019	6	1309	6352293	1445 Almondbrerry Place - Rehab	14H	LMH	\$6,250.00
2019	6	1309	6371662	1445 Almondbrerry Place - Rehab	14H	LMH	\$6,250.00
2019	6	1310	6352294	5817 Edgelawn Street - Rehab	14H	LMH	\$6,250.00
2019	6	1310	6371602	5817 Edgelawn Street - Rehab	14H	LMH	\$6,250.00
2019	6	1311	6352295	5605 Colwyck Drive - Rehab	14H	LMH	\$6,250.00
2019	6	1311	6371603	5605 Colwyck Drive - Rehab	14H	LMH	\$6,250.00
2019	6	1312	6352296	1811 Oakhill Lane - Rehab	14H	LMH	\$6,250.00
2019	6	1312	6371604	1811 Oakhill Lane - Rehab	14H	LMH	\$6,250.00
2019	6	1313	6352297	3303 Slaughter Road - Rehab	14H	LMH	\$6,250.00
2019	6	1313	6371605	3303 Slaughter Road - Rehab	14H	LMH	\$6,250.00
							\$112,500.00
2018	4	1235	6385754	Enterprise Zone Design Assistance	18B	LMJ	\$3,000.00
2018	4	1235	6413380	Enterprise Zone Design Assistance	18B	LMJ	\$3,000.00
2019	3	1295	6332726	Commercial Assistance Program	18B	LMJ	\$18,200.04
2019	3	1295	6340587	Commercial Assistance Program	18B	LMJ	\$13,179.40
2019	3	1295	6352267	Commercial Assistance Program	18B	LMJ	\$13,290.72
2019	3	1295	6364490	Commercial Assistance Program	18B	LMJ	\$13,332.03
2019	3	1295	6371591	Commercial Assistance Program	18B	LMJ	\$13,313.98
2019	3	1295	6385761	Commercial Assistance Program	18B	LMJ	\$13,290.70
2019	3	1295	6387971	Commercial Assistance Program	18B	LMJ	\$20,145.70
2019	3	1295	6403690	Commercial Assistance Program	18B	LMJ	\$15,487.75
2019	3	1295	6404131	Commercial Assistance Program	18B	LMJ	\$16,123.49
2019	3	1295	6413386	Commercial Assistance Program	18B	LMJ	\$15,981.82
2019	3	1295	6417659	Commercial Assistance Program	18B	LMJ	\$14,561.57
2019	3	1295	6429201	Commercial Assistance Program	18B	LMJ	\$7,460.88
2019	4	1296	6340590	Enterprise Zone Design Assistance	18B	LMJ	\$9,000.00
2019	4	1296	6371597	Enterprise Zone Design Assistance	18B	LMJ	\$11,500.00
							\$200,868.08
Total							\$1,172,506.46

LINE 27 DETAIL: ACTIVITIES INCLUDED IN THE COMPUTATION OF LINE 27

Plan Year	IDIS Project	IDIS Activity	Voucher Number	Activity Name	Matrix Code	National Objective	Drawn Amount
2019	5	1297	6332727	CONNECT Program	05D	LMC	\$17,660.94
2019	5	1297	6340589	CONNECT Program	05D	LMC	\$13,246.64
2019	5	1297	6352270	CONNECT Program	05D	LMC	\$13,320.95
2019	5	1297	6364491	CONNECT Program	05D	LMC	\$13,862.88
2019	5	1297	6371592	CONNECT Program	05D	LMC	\$13,813.82
2019	5	1297	6385762	CONNECT Program	05D	LMC	\$9,912.46
2019	5	1297	6387972	CONNECT Program	05D	LMC	\$15,400.06
2019	5	1297	6403691	CONNECT Program	05D	LMC	\$10,706.16
2019	5	1297	6404132	CONNECT Program	05D	LMC	\$11,016.64
2019	5	1297	6413387	CONNECT Program	05D	LMC	\$11,827.54
2019	5	1297	6417660	CONNECT Program	05D	LMC	\$11,121.15
2019	5	1297	6429203	CONNECT Program	05D	LMC	\$6,791.80
							\$148,681.04
2019	11	1299	6352283	HOME Inc. - Fair Housing Outreach and Education	05J	LMC	\$2,303.18
2019	11	1299	6404134	HOME Inc. - Fair Housing Outreach and Education	05J	LMC	\$4,444.23
							\$6,747.41
2018	17	1259	6332735	Commonwealth Catholic Charities Homeless Prevention	05Q	LMC	\$9,578.00
2018	17	1259	6340582	Commonwealth Catholic Charities Homeless Prevention	05Q	LMC	\$3,585.00
2018	17	1259	6371586	Commonwealth Catholic Charities Homeless Prevention	05Q	LMC	\$1,739.79
2019	16	1303	6352285	Commonwealth Catholic Charities - Homeless Prevention	05Q	LMC	\$9,285.00
2019	16	1303	6371599	Commonwealth Catholic Charities - Homeless Prevention	05Q	LMC	\$9,379.16
2019	16	1303	6385764	Commonwealth Catholic Charities - Homeless Prevention	05Q	LMC	\$2,932.16



Office of Community Planning and Development
 U.S. Department of Housing and Urban Development
 Integrated Disbursement and Information System
 PR26 - CDBG Financial Summary Report
 Program Year 2019
 HENRICO COUNTY , VA

DATE: 12-01-20
 TIME: 21:10
 PAGE: 4

Plan Year	IDIS Project	IDIS Activity	Voucher Number	Activity Name	Matrix Code	National Objective	Drawn Amount
2019	16	1303	6404135	Commonwealth Catholic Charities - Homeless Prevention	05Q	LMC	\$6,506.82
					05Q	Matrix Code	\$43,005.93
Total							\$198,434.38

LINE 37 DETAIL: ACTIVITIES INCLUDED IN THE COMPUTATION OF LINE 37

Plan Year	IDIS Project	IDIS Activity	Voucher Number	Activity Name	Matrix Code	National Objective	Drawn Amount
2019	15	1302	6332731	Sandston Historic Area Survey	20		\$548.40
2019	15	1302	6340599	Sandston Historic Area Survey	20		\$8,968.08
2019	15	1302	6371598	Sandston Historic Area Survey	20		\$6,152.27
2019	15	1302	6429223	Sandston Historic Area Survey	20		\$10,253.20
					20	Matrix Code	\$25,921.95
2019	1	1294	6332725	CDBG Administration	21A		\$24,307.88
2019	1	1294	6340585	CDBG Administration	21A		\$15,834.27
2019	1	1294	6352265	CDBG Administration	21A		\$16,878.98
2019	1	1294	6364486	CDBG Administration	21A		\$45.30
2019	1	1294	6364489	CDBG Administration	21A		\$18,495.13
2019	1	1294	6371590	CDBG Administration	21A		\$18,651.35
2019	1	1294	6385758	CDBG Administration	21A		\$18,298.36
2019	1	1294	6387970	CDBG Administration	21A		\$23,032.82
2019	1	1294	6403689	CDBG Administration	21A		\$11,648.89
2019	1	1294	6404130	CDBG Administration	21A		\$17,995.07
2019	1	1294	6413384	CDBG Administration	21A		\$23,784.86
2019	1	1294	6417658	CDBG Administration	21A		\$15,891.97
2019	1	1294	6429199	CDBG Administration	21A		\$15,155.20
					21A	Matrix Code	\$220,020.08
Total							\$245,942.03

Explanation of PR-26 Line 38

The amount of 0.00 shown on Line 38 is correct. There is no adjustment necessary to the amount.

The Bosmac PR-03 does show a balance for activity #1302 (matrix code of "20") of \$30,578.05. Per the CAPER instructions in the PR26 CDBG Financial Summary Report Troubleshooting Guide, this balance would normally need to be transferred to line 38 of the PR-26.

However, this balance is the result of PY 2020 grant funds that were used to fund this 2019 activity. Therefore, they do not represent an unliquidated obligation of PY 2019 funds and should not be included on this line.



U.S. Department of Housing and Urban Development
 Office of Community Planning and Development
 Integrated Disbursement and Information System
 CDBG Activity Summary Report (GPR) for Program Year 2019
 HENRICO COUNTY

Date: 08-Dec-2020
 Time: 10:53
 Page: 1

PGM Year: 2015
Project: 0014 - Highland Springs/RIR Revitalization Initiative
IDIS Activity: 1096 - Highland Springs/RIR Revitalization Initiative

Status: Canceled 5/15/2020 11:41:31 AM
Location: 4062 Crockett St Henrico, VA 23228-4114
Objective: Create suitable living environments
Outcome: Availability/accessibility
Matrix Code: Acquisition for Rehabilitation (14G) **National Objective:** LMH

Initial Funding Date: 10/30/2018

Description:

This activity will provide funds for revitalization efforts in Highland Springs and/or the RIR area.

Financing

No data returned for this view. This might be because the applied filter excludes all data.


Proposed Accomplishments

Housing Units : 2

Actual Accomplishments

Number assisted:

	Owner		Renter		Total		Person	
	Total	Hispanic	Total	Hispanic	Total	Hispanic	Total	Hispanic
White:	0	0	0	0	0	0		0
Black/African American:	0	0	0	0	0	0	0	0
Asian:	0	0	0	0	0	0	0	0
American Indian/Alaskan Native:	0	0	0	0	0	0	0	0
Native Hawaiian/Other Pacific Islander:	0	0	0	0	0	0	0	0
American Indian/Alaskan Native & White:	0	0	0	0	0	0	0	0
Asian White:	0	0	0	0	0	0	0	0
Black/African American & White:	0	0	0	0	0	0	0	0
American Indian/Alaskan Native & Black/African American:	0	0	0	0	0	0	0	0
Other multi-racial:	0	0	0	0	0	0	0	0
Asian/Pacific Islander:	0	0	0	0	0	0	0	0



U.S. Department of Housing and Urban Development
 Office of Community Planning and Development
 Integrated Disbursement and Information System
 CDBG Activity Summary Report (GPR) for Program Year 2019
 HENRICO COUNTY

Date: 08-Dec-2020
 Time: 10:53
 Page: 2

Hispanic:	0	0	0	0	0	0	0	0
Total:	0	0	0	0	0	0	0	0
Female-headed Households:	0		0		0			

Income Category:

	Owner	Renter	Total	Person
Extremely Low	0	0	0	0
Low Mod	0	0	0	0
Moderate	0	0	0	0
Non Low Moderate	0	0	0	0
Total	0	0	0	0
Percent Low/Mod				

Annual Accomplishments

No data returned for this view. This might be because the applied filter excludes all data.



U.S. Department of Housing and Urban Development
 Office of Community Planning and Development
 Integrated Disbursement and Information System
 CDBG Activity Summary Report (GPR) for Program Year 2019
 HENRICO COUNTY

Date: 08-Dec-2020
 Time: 10:53
 Page: 3

PGM Year: 2017
Project: 0001 - CARITAS Center
IDIS Activity: 1190 - CARITAS Center

Status: Open
Location: PO Box 25790 Richmond, VA 23260-5790

Objective: Create suitable living environments
Outcome: Availability/accessibility
Matrix Code: Substance Abuse Services (05F) **National Objective:** LMC

Initial Funding Date: 09/26/2018

Description:
 Provide funds to CARITAS for acquisition and rehabilitation of a facility in Richmond to be the CARITAS headquarters and site of The Healing Place for Women.

Financing

	Fund Type	Grant Year	Grant	Funded Amount	Drawn In Program Year	Drawn Thru Program Year
CDBG	EN	2017	B17UC510003	\$100,000.00	\$0.00	\$100,000.00
Total	Total			\$100,000.00	\$0.00	\$100,000.00

Proposed Accomplishments

People (General) : 100

Actual Accomplishments

Number assisted:

	Owner		Renter		Total		Person	
	Total	Hispanic	Total	Hispanic	Total	Hispanic	Total	Hispanic
White:	0	0	0	0	0	0	52	3
Black/African American:	0	0	0	0	0	0	60	1
Asian:	0	0	0	0	0	0	2	0
American Indian/Alaskan Native:	0	0	0	0	0	0	1	0
Native Hawaiian/Other Pacific Islander:	0	0	0	0	0	0	0	0
American Indian/Alaskan Native & White:	0	0	0	0	0	0	0	0
Asian White:	0	0	0	0	0	0	0	0
Black/African American & White:	0	0	0	0	0	0	2	0
American Indian/Alaskan Native & Black/African American:	0	0	0	0	0	0	0	0
Other multi-racial:	0	0	0	0	0	0	1	1
Asian/Pacific Islander:	0	0	0	0	0	0	0	0
Hispanic:	0	0	0	0	0	0	0	0
Total:	0	0	0	0	0	0	118	5
Female-headed Households:	0		0		0			



U.S. Department of Housing and Urban Development
Office of Community Planning and Development
Integrated Disbursement and Information System
CDBG Activity Summary Report (GPR) for Program Year 2019
HENRICO COUNTY

Date: 08-Dec-2020

Time: 10:53

Page: 4

Income Category:

	Owner	Renter	Total	Person
Extremely Low	0	0	0	118
Low Mod	0	0	0	0
Moderate	0	0	0	0
Non Low Moderate	0	0	0	0
Total	0	0	0	118
Percent Low/Mod				100.0%

Annual Accomplishments

Years	Accomplishment Narrative	# Benefiting
2017	10/1/2018 -- CARITAS purchased 31 computers for use by program participants. 10/1/2019 -- CARITAS purchased furniture the emergency shelter and 47 transitional apartments (sober living for women). 10/1/2020 -- construction on the CARITAS Center has been delayed to due the COVID-19 pandemic. Construction completion and occupancy is now expected by 12/31/20. Computers have been in use since they were purchased; furniture will be placed in units as building is finished. 11/9/2020 -- beneficiary data entered for users of computers purchased for the CARITAS Works program. Of the 118 program participants, 11 are from Henrico.	



U.S. Department of Housing and Urban Development
 Office of Community Planning and Development
 Integrated Disbursement and Information System
 CDBG Activity Summary Report (GPR) for Program Year 2019
 HENRICO COUNTY

Date: 08-Dec-2020
 Time: 10:53
 Page: 5

PGM Year: 2018
Project: 0004 - Enterprise Zone Design Assistance
IDIS Activity: 1235 - Enterprise Zone Design Assistance

Status: Open
Location: 4062 Crockett St Henrico, VA 23228-4114

Objective: Create economic opportunities
Outcome: Availability/accessibility
Matrix Code: ED Technical Assistance (18B)

National Objective: LMJ

Initial Funding Date: 10/26/2018

Description:

This activity provides design assistance for facade renovations to businesses located within the County's Enterprise Zone.

Financing

	Fund Type	Grant Year	Grant	Funded Amount	Drawn In Program Year	Drawn Thru Program Year
CDBG	EN	2018	B18UC510003	\$15,000.00	\$6,000.00	\$13,500.00
Total	Total			\$15,000.00	\$6,000.00	\$13,500.00


Proposed Accomplishments

Jobs : 1

Actual Accomplishments

Number assisted:

	Owner		Renter		Total		Person	
	Total	Hispanic	Total	Hispanic	Total	Hispanic	Total	Hispanic
White:	0	0	0	0	0	0		0
Black/African American:	0	0	0	0	0	0	7	0
Asian:	0	0	0	0	0	0	0	0
American Indian/Alaskan Native:	0	0	0	0	0	0	0	0
Native Hawaiian/Other Pacific Islander:	0	0	0	0	0	0	0	0
American Indian/Alaskan Native & White:	0	0	0	0	0	0	0	0
Asian White:	0	0	0	0	0	0	0	0
Black/African American & White:	0	0	0	0	0	0	0	0
American Indian/Alaskan Native & Black/African American:	0	0	0	0	0	0	0	0
Other multi-racial:	0	0	0	0	0	0	0	0
Asian/Pacific Islander:	0	0	0	0	0	0	0	0
Hispanic:	0	0	0	0	0	0	0	0
Total:	0	0	0	0	0	0	7	0
Female-headed Households:	0		0		0			



U.S. Department of Housing and Urban Development
Office of Community Planning and Development
Integrated Disbursement and Information System
CDBG Activity Summary Report (GPR) for Program Year 2019
HENRICO COUNTY

Date: 08-Dec-2020

Time: 10:53

Page: 6

Income Category:

	Owner	Renter	Total	Person
Extremely Low	0	0	0	0
Low Mod	0	0	0	1
Moderate	0	0	0	6
Non Low Moderate	0	0	0	0
Total	0	0	0	7
Percent Low/Mod				100.0%

Annual Accomplishments

Years	Accomplishment Narrative	# Benefiting
2018	Three design assistance grants were provided to businesses within the County's Enterprise Zones.	



U.S. Department of Housing and Urban Development
 Office of Community Planning and Development
 Integrated Disbursement and Information System
 CDBG Activity Summary Report (GPR) for Program Year 2019
 HENRICO COUNTY

Date: 08-Dec-2020
 Time: 10:53
 Page: 7

PGM Year: 2018
Project: 0005 - Enterprise Zone Facade Grants
IDIS Activity: 1236 - Enterprise Zone Facade Grants

Status: Canceled 9/16/2020 1:36:29 PM
Location: 4062 Crockett St Henrico, VA 23228-4114

Objective: Create economic opportunities
Outcome: Availability/accessibility
Matrix Code: Rehab; Publicly or Privately-Owned Commercial/Industrial (14E) **National Objective:** LMJ

Initial Funding Date: 10/26/2018

Description:
 Provides funds for grants to commercial property owners in the County's designated Enterprise Zones who complete renovations to the facade of their building.

Financing
 No data returned for this view. This might be because the applied filter excludes all data.

Proposed Accomplishments

Jobs : 1

Actual Accomplishments

Number assisted:

	Owner		Renter		Total		Person	
	Total	Hispanic	Total	Hispanic	Total	Hispanic	Total	Hispanic
White:	0	0	0	0	0	0		0
Black/African American:	0	0	0	0	0	0	0	0
Asian:	0	0	0	0	0	0	0	0
American Indian/Alaskan Native:	0	0	0	0	0	0	0	0
Native Hawaiian/Other Pacific Islander:	0	0	0	0	0	0	0	0
American Indian/Alaskan Native & White:	0	0	0	0	0	0	0	0
Asian White:	0	0	0	0	0	0	0	0
Black/African American & White:	0	0	0	0	0	0	0	0
American Indian/Alaskan Native & Black/African American:	0	0	0	0	0	0	0	0
Other multi-racial:	0	0	0	0	0	0	0	0
Asian/Pacific Islander:	0	0	0	0	0	0	0	0



U.S. Department of Housing and Urban Development
 Office of Community Planning and Development
 Integrated Disbursement and Information System
 CDBG Activity Summary Report (GPR) for Program Year 2019
 HENRICO COUNTY

Date: 08-Dec-2020
 Time: 10:53
 Page: 8


Hispanic:	0	0	0	0	0	0	0	0
Total:	0	0	0	0	0	0	0	0
Female-headed Households:	0		0		0			

Income Category:

	Owner	Renter	Total	Person
Extremely Low	0	0	0	0
Low Mod	0	0	0	0
Moderate	0	0	0	0
Non Low Moderate	0	0	0	0
Total	0	0	0	0
Percent Low/Mod				

Annual Accomplishments

No data returned for this view. This might be because the applied filter excludes all data.



U.S. Department of Housing and Urban Development
 Office of Community Planning and Development
 Integrated Disbursement and Information System
 CDBG Activity Summary Report (GPR) for Program Year 2019
 HENRICO COUNTY

Date: 08-Dec-2020
 Time: 10:53
 Page: 9

PGM Year: 2018
Project: 0007 - project:HOMES Homeowner Rehabilitation Program
IDIS Activity: 1238 - project:HOMES Homeowner Rehabilitation Program

Status: Completed 9/30/2019 12:00:00 AM
Location: 4700 E Caryhurst Rd Richmond, VA 23223-5602
Objective: Create suitable living environments
Outcome: Availability/accessibility
Matrix Code: Rehab; Single-Unit Residential (14A) **National Objective:** LMH

Initial Funding Date: 10/26/2018

Description:

Provide funds to project:HOMES for administering a HOME-funded homeowner rehabilitation program.
 Some CDBG funds may be used for rehabilitation.

Financing

	Fund Type	Grant Year	Grant	Funded Amount	Drawn In Program Year	Drawn Thru Program Year
CDBG	EN	2017	B17UC510003	\$9,975.00	\$9,975.00	\$9,975.00
		2018	B18UC510003	\$80,000.00	\$0.00	\$80,000.00
Total	Total			\$89,975.00	\$9,975.00	\$89,975.00


Proposed Accomplishments

Housing Units : 11

Actual Accomplishments

Number assisted:

	Owner		Renter		Total		Person	
	Total	Hispanic	Total	Hispanic	Total	Hispanic	Total	Hispanic
White:	2	0	0	0	2	0	0	0
Black/African American:	7	0	0	0	7	0	0	0
Asian:	1	0	0	0	1	0	0	0
American Indian/Alaskan Native:	0	0	0	0	0	0	0	0
Native Hawaiian/Other Pacific Islander:	0	0	0	0	0	0	0	0
American Indian/Alaskan Native & White:	0	0	0	0	0	0	0	0
Asian White:	0	0	0	0	0	0	0	0
Black/African American & White:	0	0	0	0	0	0	0	0
American Indian/Alaskan Native & Black/African American:	0	0	0	0	0	0	0	0
Other multi-racial:	0	0	0	0	0	0	0	0
Asian/Pacific Islander:	0	0	0	0	0	0	0	0
Hispanic:	0	0	0	0	0	0	0	0
Total:	10	0	0	0	10	0	0	0



U.S. Department of Housing and Urban Development
Office of Community Planning and Development
Integrated Disbursement and Information System
CDBG Activity Summary Report (GPR) for Program Year 2019
HENRICO COUNTY

Date: 08-Dec-2020

Time: 10:53

Page: 10

Female-headed Households:

0 0 0

Income Category:

	Owner	Renter	Total	Person
Extremely Low	1	0	1	0
Low Mod	7	0	7	0
Moderate	2	0	2	0
Non Low Moderate	0	0	0	0
Total	10	0	10	0
Percent Low/Mod	100.0%		100.0%	

Annual Accomplishments

Years	Accomplishment Narrative	# Benefiting
2018	As of 5/31/19 2 homeowners have been assisted with moderate home rehabilitation.	



U.S. Department of Housing and Urban Development
 Office of Community Planning and Development
 Integrated Disbursement and Information System
 CDBG Activity Summary Report (GPR) for Program Year 2019
 HENRICO COUNTY

Date: 08-Dec-2020
 Time: 10:53
 Page: 11

PGM Year: 2018
Project: 0008 - project:HOMES Critical Home Repair Program
IDIS Activity: 1239 - project:HOMES Critical Home Repair Program

Status: Completed 10/31/2019 12:00:00 AM
Location: 2514 Merle St Richmond, VA 23231-1936

Objective: Create suitable living environments
Outcome: Availability/accessibility
Matrix Code: Rehab; Single-Unit Residential (14A) **National Objective:** LMH

Initial Funding Date: 10/26/2018

Description:

Provides funds to project:HOMES for a critical home repair program for low-income homeowners.

Financing

	Fund Type	Grant Year	Grant	Funded Amount	Drawn In Program Year	Drawn Thru Program Year
CDBG	EN	2016	B16UC510003	\$50,000.00	\$0.00	\$50,000.00
		2017	B17UC510003	\$8,000.00	\$0.00	\$8,000.00
		2018	B18UC510003	\$514,337.00	\$0.00	\$514,337.00
Total	Total			\$572,337.00	\$0.00	\$572,337.00

Proposed Accomplishments

Housing Units : 55

Actual Accomplishments

Number assisted:

	Owner		Renter		Total		Person	
	Total	Hispanic	Total	Hispanic	Total	Hispanic	Total	Hispanic
White:	13	0	0	0	13	0	0	0
Black/African American:	51	0	0	0	51	0	0	0
Asian:	0	0	0	0	0	0	0	0
American Indian/Alaskan Native:	0	0	0	0	0	0	0	0
Native Hawaiian/Other Pacific Islander:	0	0	0	0	0	0	0	0
American Indian/Alaskan Native & White:	0	0	0	0	0	0	0	0
Asian White:	0	0	0	0	0	0	0	0
Black/African American & White:	1	0	0	0	1	0	0	0
American Indian/Alaskan Native & Black/African American:	0	0	0	0	0	0	0	0
Other multi-racial:	0	0	0	0	0	0	0	0
Asian/Pacific Islander:	0	0	0	0	0	0	0	0
Hispanic:	0	0	0	0	0	0	0	0
Total:	65	0	0	0	65	0	0	0



U.S. Department of Housing and Urban Development
Office of Community Planning and Development
Integrated Disbursement and Information System
CDBG Activity Summary Report (GPR) for Program Year 2019
HENRICO COUNTY

Date: 08-Dec-2020

Time: 10:53

Page: 12

Female-headed Households:

47

0


47

Income Category:

	Owner	Renter	Total	Person
Extremely Low	14	0	14	0
Low Mod	30	0	30	0
Moderate	21	0	21	0
Non Low Moderate	0	0	0	0
Total	65	0	65	0
Percent Low/Mod	100.0%		100.0%	

Annual Accomplishments

Years	Accomplishment Narrative	# Benefiting
2018	Project:HOMES completed critical home repairs on 65 homes in Henrico County owned by low-income homeowners.	



U.S. Department of Housing and Urban Development
 Office of Community Planning and Development
 Integrated Disbursement and Information System
 CDBG Activity Summary Report (GPR) for Program Year 2019
 HENRICO COUNTY

Date: 08-Dec-2020
 Time: 10:53
 Page: 13

PGM Year: 2018
Project: 0013 - Rebuilding Together Richmond Home Repair Program
IDIS Activity: 1243 - Rebuilding Together Richmond Home Repair Program

Status: Completed 10/23/2020 12:00:00 AM **Objective:** Create suitable living environments
Location: Address Suppressed **Outcome:** Availability/accessibility
Matrix Code: Rehab; Single-Unit Residential (14A) **National Objective:** LMH

Initial Funding Date: 10/26/2018

Description:
 Provide funds to Rebuilding Together Richmond to complete home repairs for low-income homeowners.

Financing

	Fund Type	Grant Year	Grant	Funded Amount	Drawn In Program Year	Drawn Thru Program Year
CDBG	EN	2018	B18UC510003	\$49,274.00	\$49,274.00	\$49,274.00
Total	Total			\$49,274.00	\$49,274.00	\$49,274.00

Proposed Accomplishments

Housing Units : 10

Actual Accomplishments

Number assisted:

	Owner		Renter		Total		Person	
	Total	Hispanic	Total	Hispanic	Total	Hispanic	Total	Hispanic
White:	3	0	0	0	3	0	0	0
Black/African American:	3	0	0	0	3	0	0	0
Asian:	0	0	0	0	0	0	0	0
American Indian/Alaskan Native:	0	0	0	0	0	0	0	0
Native Hawaiian/Other Pacific Islander:	0	0	0	0	0	0	0	0
American Indian/Alaskan Native & White:	0	0	0	0	0	0	0	0
Asian White:	0	0	0	0	0	0	0	0
Black/African American & White:	0	0	0	0	0	0	0	0
American Indian/Alaskan Native & Black/African American:	0	0	0	0	0	0	0	0
Other multi-racial:	0	0	0	0	0	0	0	0
Asian/Pacific Islander:	0	0	0	0	0	0	0	0
Hispanic:	0	0	0	0	0	0	0	0
Total:	6	0	0	0	6	0	0	0
Female-headed Households:	3		0		3			



U.S. Department of Housing and Urban Development
Office of Community Planning and Development
Integrated Disbursement and Information System
CDBG Activity Summary Report (GPR) for Program Year 2019
HENRICO COUNTY

Date: 08-Dec-2020

Time: 10:53

Page: 14

Income Category:

	Owner	Renter	Total	Person
Extremely Low	1	0	1	0
Low Mod	2	0	2	0
Moderate	3	0	3	0
Non Low Moderate	0	0	0	0
Total	6	0	6	0
Percent Low/Mod	100.0%		100.0%	

Annual Accomplishments

Years	Accomplishment Narrative	# Benefitting
2018	<p>10/1/2019 Due to staffing changes, Rebuilding Together was not able to complete any home repair projects this year. Several projects are in the pipeline and a new agreement is in place allowing RTR until 9/30/2020 to spend the funds.</p> <p>Using funds from PY18, RTR completed an additional 6 home repairs during the 2019-20 program year.</p>	



U.S. Department of Housing and Urban Development
 Office of Community Planning and Development
 Integrated Disbursement and Information System
 CDBG Activity Summary Report (GPR) for Program Year 2019
 HENRICO COUNTY

Date: 08-Dec-2020
 Time: 10:53
 Page: 15

PGM Year: 2018
Project: 0016 - Laburnum Gateway Street Lighting
IDIS Activity: 1246 - Laburnum Gateway Street Lighting

Status: Open
Location: 401 E Laburnum Ave Richmond, VA 23222-2120

Objective: Create suitable living environments
Outcome: Availability/accessibility
Matrix Code: Street Improvements (03K)

National Objective: LMA

Initial Funding Date: 10/26/2018

Description:

Provides funds for enhanced street lighting in the Laburnum Gateway Revitalization Area.

Financing

	Fund Type	Grant Year	Grant	Funded Amount	Drawn In Program Year	Drawn Thru Program Year
CDBG	EN	2018	B18UC510003	\$100,000.00	\$0.00	\$0.00
Total	Total			\$100,000.00	\$0.00	\$0.00

Proposed Accomplishments

People (General) : 2,500
 Total Population in Service Area: 3,210
 Census Tract Percent Low / Mod: 83.18

Annual Accomplishments

No data returned for this view. This might be because the applied filter excludes all data.



U.S. Department of Housing and Urban Development
 Office of Community Planning and Development
 Integrated Disbursement and Information System
 CDBG Activity Summary Report (GPR) for Program Year 2019
 HENRICO COUNTY

Date: 08-Dec-2020
 Time: 10:53
 Page: 16

PGM Year: 2018
Project: 0017 - ESG18 2018-19 ESG Program
IDIS Activity: 1259 - Commonwealth Catholic Charities Homeless Prevention

Status: Open **Objective:** Provide decent affordable housing
Location: 1601 Rolling Hills Dr Richmond, VA 23229-5011 **Outcome:** Affordability
Matrix Code: Subsistence Payment (05Q) **National Objective:** LMC

Initial Funding Date: 05/13/2019

Description:
 This activity provides funds to Commonwealth Catholic Charities to operate a program providing emergency financial assistance to households facing homelessness.

Financing

	Fund Type	Grant Year	Grant	Funded Amount	Drawn In Program Year	Drawn Thru Program Year
CDBG	EN	Pre-2015		\$25,472.83	\$0.00	\$0.00
		2014	B14UC510003		\$14,902.79	\$25,472.83
Total	Total			\$25,472.83	\$14,902.79	\$25,472.83


Proposed Accomplishments

People (General) : 10

Actual Accomplishments

Number assisted:

	Owner		Renter		Total		Person	
	Total	Hispanic	Total	Hispanic	Total	Hispanic	Total	Hispanic
White:	0	0	0	0	0	0		0
Black/African American:	0	0	0	0	0	0	0	0
Asian:	0	0	0	0	0	0	0	0
American Indian/Alaskan Native:	0	0	0	0	0	0	0	0
Native Hawaiian/Other Pacific Islander:	0	0	0	0	0	0	0	0
American Indian/Alaskan Native & White:	0	0	0	0	0	0	0	0
Asian White:	0	0	0	0	0	0	0	0
Black/African American & White:	0	0	0	0	0	0	0	0
American Indian/Alaskan Native & Black/African American:	0	0	0	0	0	0	0	0
Other multi-racial:	0	0	0	0	0	0	0	0
Asian/Pacific Islander:	0	0	0	0	0	0	0	0
Hispanic:	0	0	0	0	0	0	0	0
Total:	0	0	0	0	0	0	0	0
Female-headed Households:	0		0		0			



U.S. Department of Housing and Urban Development
Office of Community Planning and Development
Integrated Disbursement and Information System
CDBG Activity Summary Report (GPR) for Program Year 2019
HENRICO COUNTY

Date: 08-Dec-2020

Time: 10:53

Page: 17

Income Category:

	Owner	Renter	Total	Person
Extremely Low	0	0	0	0
Low Mod	0	0	0	0
Moderate	0	0	0	0
Non Low Moderate	0	0	0	0
Total	0	0	0	0
Percent Low/Mod				

Annual Accomplishments

Years	Accomplishment Narrative	# Benefiting
2018		



U.S. Department of Housing and Urban Development
 Office of Community Planning and Development
 Integrated Disbursement and Information System
 CDBG Activity Summary Report (GPR) for Program Year 2019
 HENRICO COUNTY

Date: 08-Dec-2020
 Time: 10:53
 Page: 18

PGM Year: 2019
Project: 0001 - CDBG Administration
IDIS Activity: 1294 - CDBG Administration

Status: Completed 11/6/2020 12:00:00 AM
Location: ,

Objective:
Outcome:
Matrix Code: General Program Administration (21A) **National Objective:**

Initial Funding Date: 12/13/2019

Description:
 Provides funds to the Department of Community Revitalization for administration of the CDBG program.

Financing

	Fund Type	Grant Year	Grant	Funded Amount	Drawn In Program Year	Drawn Thru Program Year
CDBG	EN	2018	B18UC510003	\$650.00	\$650.00	\$650.00
		2019	B19UC510003	\$219,370.08	\$219,370.08	\$219,370.08
Total	Total			\$220,020.08	\$220,020.08	\$220,020.08

Proposed Accomplishments

Actual Accomplishments

Number assisted:

	Owner		Renter		Total		Person	
	Total	Hispanic	Total	Hispanic	Total	Hispanic	Total	Hispanic
White:					0	0		
Black/African American:					0	0		
Asian:					0	0		
American Indian/Alaskan Native:					0	0		
Native Hawaiian/Other Pacific Islander:					0	0		
American Indian/Alaskan Native & White:					0	0		
Asian White:					0	0		
Black/African American & White:					0	0		
American Indian/Alaskan Native & Black/African American:					0	0		
Other multi-racial:					0	0		
Asian/Pacific Islander:					0	0		
Hispanic:					0	0		
Total:	0	0	0	0	0	0	0	0
Female-headed Households:					0			



U.S. Department of Housing and Urban Development
Office of Community Planning and Development
Integrated Disbursement and Information System
CDBG Activity Summary Report (GPR) for Program Year 2019
HENRICO COUNTY

Date: 08-Dec-2020

Time: 10:53

Page: 19

Income Category:

	Owner	Renter	Total	Person
Extremely Low			0	
Low Mod			0	
Moderate			0	
Non Low Moderate			0	
Total	0	0	0	0
Percent Low/Mod				

Annual Accomplishments

No data returned for this view. This might be because the applied filter excludes all data.



U.S. Department of Housing and Urban Development
 Office of Community Planning and Development
 Integrated Disbursement and Information System
 CDBG Activity Summary Report (GPR) for Program Year 2019
 HENRICO COUNTY

Date: 08-Dec-2020
 Time: 10:53
 Page: 20

PGM Year: 2019
Project: 0003 - Commercial Assistance Program
IDIS Activity: 1295 - Commercial Assistance Program

Status: Completed 10/30/2020 12:00:00 AM
Location: 4062 Crockett St Henrico, VA 23228-4114

Objective: Create economic opportunities
Outcome: Availability/accessibility
Matrix Code: ED Technical Assistance (18B) **National Objective:** LMJ

Initial Funding Date: 12/13/2019

Description:

Provides funds to administer the Enterprise Zone program and provide other technical assistance to businesses and commercial property owners.

Financing

	Fund Type	Grant Year	Grant	Funded Amount	Drawn In Program Year	Drawn Thru Program Year
CDBG	EN	2019	B19UC510003	\$174,368.08	\$174,368.08	\$174,368.08
Total	Total			\$174,368.08	\$174,368.08	\$174,368.08

Proposed Accomplishments

Jobs : 6

Actual Accomplishments

Number assisted:

	Owner		Renter		Total		Person	
	Total	Hispanic	Total	Hispanic	Total	Hispanic	Total	Hispanic
White:	0	0	0	0	0	0	2	0
Black/African American:	0	0	0	0	0	0	2	0
Asian:	0	0	0	0	0	0	0	0
American Indian/Alaskan Native:	0	0	0	0	0	0	0	0
Native Hawaiian/Other Pacific Islander:	0	0	0	0	0	0	0	0
American Indian/Alaskan Native & White:	0	0	0	0	0	0	0	0
Asian White:	0	0	0	0	0	0	0	0
Black/African American & White:	0	0	0	0	0	0	0	0
American Indian/Alaskan Native & Black/African American:	0	0	0	0	0	0	0	0
Other multi-racial:	0	0	0	0	0	0	1	0
Asian/Pacific Islander:	0	0	0	0	0	0	0	0
Hispanic:	0	0	0	0	0	0	0	0
Total:	0	0	0	0	0	0	5	0
Female-headed Households:	0		0		0			



U.S. Department of Housing and Urban Development
Office of Community Planning and Development
Integrated Disbursement and Information System
CDBG Activity Summary Report (GPR) for Program Year 2019
HENRICO COUNTY

Date: 08-Dec-2020

Time: 10:53

Page: 21

Income Category:

	Owner	Renter	Total	Person
Extremely Low	0	0	0	0
Low Mod	0	0	0	0
Moderate	0	0	0	5
Non Low Moderate	0	0	0	0
Total	0	0	0	5
Percent Low/Mod				100.0%

Annual Accomplishments

Years	Accomplishment Narrative	# Benefiting
2019	5 jobs filled by low- or moderate-income people were created by businesses in Henrico's Enterprise Zones.	



U.S. Department of Housing and Urban Development
 Office of Community Planning and Development
 Integrated Disbursement and Information System
 CDBG Activity Summary Report (GPR) for Program Year 2019
 HENRICO COUNTY

Date: 08-Dec-2020
 Time: 10:53
 Page: 22

PGM Year: 2019
Project: 0004 - Enterprise Zone Design Assistance
IDIS Activity: 1296 - Enterprise Zone Design Assistance

Status: Completed 10/1/2020 12:00:00 AM
Location: 4062 Crockett St Henrico, VA 23228-4114

Objective: Create economic opportunities
Outcome: Availability/accessibility
Matrix Code: ED Technical Assistance (18B)

National Objective: LMJ

Initial Funding Date: 12/13/2019

Description:

Provide funds for architectural assistance to commercial properties considering business facade improvements.

Financing

	Fund Type	Grant Year	Grant	Funded Amount	Drawn In Program Year	Drawn Thru Program Year
CDBG	EN	2016	B16UC510003	\$500.00	\$500.00	\$500.00
		2019	B19UC510003	\$20,000.00	\$20,000.00	\$20,000.00
Total	Total			\$20,500.00	\$20,500.00	\$20,500.00


Proposed Accomplishments

Jobs : 1

Actual Accomplishments

Number assisted:

	Owner		Renter		Total		Person	
	Total	Hispanic	Total	Hispanic	Total	Hispanic	Total	Hispanic
White:	0	0	0	0	0	0		0
Black/African American:	0	0	0	0	0	0	1	0
Asian:	0	0	0	0	0	0	0	0
American Indian/Alaskan Native:	0	0	0	0	0	0	0	0
Native Hawaiian/Other Pacific Islander:	0	0	0	0	0	0	0	0
American Indian/Alaskan Native & White:	0	0	0	0	0	0	0	0
Asian White:	0	0	0	0	0	0	0	0
Black/African American & White:	0	0	0	0	0	0	0	0
American Indian/Alaskan Native & Black/African American:	0	0	0	0	0	0	0	0
Other multi-racial:	0	0	0	0	0	0	0	0
Asian/Pacific Islander:	0	0	0	0	0	0	0	0
Hispanic:	0	0	0	0	0	0	0	0
Total:	0	0	0	0	0	0	1	0
Female-headed Households:	0		0		0			



U.S. Department of Housing and Urban Development
Office of Community Planning and Development
Integrated Disbursement and Information System
CDBG Activity Summary Report (GPR) for Program Year 2019
HENRICO COUNTY

Date: 08-Dec-2020

Time: 10:53

Page: 23

Income Category:

	Owner	Renter	Total	Person
Extremely Low	0	0	0	0
Low Mod	0	0	0	0
Moderate	0	0	0	1
Non Low Moderate	0	0	0	0
Total	0	0	0	1
Percent Low/Mod				100.0%

Annual Accomplishments

Years	Accomplishment Narrative	# Benefiting
2019	An assisted business within the County's Enterprise Zone created one job, filled by a low-income person	



U.S. Department of Housing and Urban Development
 Office of Community Planning and Development
 Integrated Disbursement and Information System
 CDBG Activity Summary Report (GPR) for Program Year 2019
 HENRICO COUNTY

Date: 08-Dec-2020
 Time: 10:53
 Page: 24

PGM Year: 2019
Project: 0005 - CONNECT Program
IDIS Activity: 1297 - CONNECT Program

Status: Completed 9/30/2020 12:00:00 AM
Location: 10299 Woodman Rd Glen Allen, VA 23060-4419

Objective: Create suitable living environments
Outcome: Availability/accessibility
Matrix Code: Youth Services (05D)

National Objective: LMC

Initial Funding Date: 12/13/2019

Description:
 Provide funds to Henrico Mental Health and Developmental Services Department for an after-school program for children living in low-income and subsidized housing.

Financing

	Fund Type	Grant Year	Grant	Funded Amount	Drawn In Program Year	Drawn Thru Program Year
CDBG	EN	2019	B19UC510003	\$148,681.04	\$148,681.04	\$148,681.04
Total	Total			\$148,681.04	\$148,681.04	\$148,681.04


Proposed Accomplishments

People (General) : 125

Actual Accomplishments

Number assisted:

	Owner		Renter		Total		Person	
	Total	Hispanic	Total	Hispanic	Total	Hispanic	Total	Hispanic
White:	0	0	0	0	0	0	11	3
Black/African American:	0	0	0	0	0	0	97	1
Asian:	0	0	0	0	0	0	0	0
American Indian/Alaskan Native:	0	0	0	0	0	0	0	0
Native Hawaiian/Other Pacific Islander:	0	0	0	0	0	0	0	0
American Indian/Alaskan Native & White:	0	0	0	0	0	0	0	0
Asian White:	0	0	0	0	0	0	0	0
Black/African American & White:	0	0	0	0	0	0	4	0
American Indian/Alaskan Native & Black/African American:	0	0	0	0	0	0	0	0
Other multi-racial:	0	0	0	0	0	0	0	0
Asian/Pacific Islander:	0	0	0	0	0	0	0	0
Hispanic:	0	0	0	0	0	0	0	0
Total:	0	0	0	0	0	0	112	4
Female-headed Households:	0		0		0			



U.S. Department of Housing and Urban Development
Office of Community Planning and Development
Integrated Disbursement and Information System
CDBG Activity Summary Report (GPR) for Program Year 2019
HENRICO COUNTY

Date: 08-Dec-2020

Time: 10:53

Page: 25

Income Category:

	Owner	Renter	Total	Person
Extremely Low	0	0	0	98
Low Mod	0	0	0	12
Moderate	0	0	0	2
Non Low Moderate	0	0	0	0
Total	0	0	0	112
Percent Low/Mod				100.0%

Annual Accomplishments

Years	Accomplishment Narrative	# Benefiting
2019	CONNECT provided after-school programming to children living in low-income communities.	



U.S. Department of Housing and Urban Development
 Office of Community Planning and Development
 Integrated Disbursement and Information System
 CDBG Activity Summary Report (GPR) for Program Year 2019
 HENRICO COUNTY

Date: 08-Dec-2020
 Time: 10:53
 Page: 26

PGM Year: 2019
Project: 0007 - project:HOMES - Critical Home Repair Program
IDIS Activity: 1298 - project:HOMES - Critical Home Repair Program

Status: Completed 10/23/2020 12:00:00 AM **Objective:** Create suitable living environments
Location: Address Suppressed **Outcome:** Affordability
Matrix Code: Rehab; Single-Unit Residential (14A) **National Objective:** LMH

Initial Funding Date: 12/13/2019

Description:

Provide funds to project:HOMES to complete critical home repairs for low-income Henrico homeowners.

Financing

	Fund Type	Grant Year	Grant	Funded Amount	Drawn In Program Year	Drawn Thru Program Year
CDBG	EN	2019	B19UC510003	\$525,163.00	\$525,163.00	\$525,163.00
Total	Total			\$525,163.00	\$525,163.00	\$525,163.00


Proposed Accomplishments

Housing Units : 59

Actual Accomplishments

Number assisted:

	Owner		Renter		Total		Person	
	Total	Hispanic	Total	Hispanic	Total	Hispanic	Total	Hispanic
White:	14	0	0	0	14	0	0	0
Black/African American:	46	0	0	0	46	0	0	0
Asian:	0	0	0	0	0	0	0	0
American Indian/Alaskan Native:	0	0	0	0	0	0	0	0
Native Hawaiian/Other Pacific Islander:	0	0	0	0	0	0	0	0
American Indian/Alaskan Native & White:	0	0	0	0	0	0	0	0
Asian White:	0	0	0	0	0	0	0	0
Black/African American & White:	0	0	0	0	0	0	0	0
American Indian/Alaskan Native & Black/African American:	0	0	0	0	0	0	0	0
Other multi-racial:	0	0	0	0	0	0	0	0
Asian/Pacific Islander:	0	0	0	0	0	0	0	0
Hispanic:	0	0	0	0	0	0	0	0
Total:	60	0	0	0	60	0	0	0
Female-headed Households:	44		0		44			



U.S. Department of Housing and Urban Development
Office of Community Planning and Development
Integrated Disbursement and Information System
CDBG Activity Summary Report (GPR) for Program Year 2019
HENRICO COUNTY

Date: 08-Dec-2020

Time: 10:53

Page: 27

Income Category:

	Owner	Renter	Total	Person
Extremely Low	15	0	15	0
Low Mod	19	0	19	0
Moderate	26	0	26	0
Non Low Moderate	0	0	0	0
Total	60	0	60	0
Percent Low/Mod	100.0%		100.0%	

Annual Accomplishments

Years	Accomplishment Narrative	# Benefitting
2019	Update 3/31/20 -- project:HOMES has begun home repairs for 39 low- or moderate-income homeowners. They are on schedule to complete all contracted repairs by 9/30/20 although some program changes have been necessary due to COVID-19. 10/30/2020 -- project:HOMES completed repairs on 60 homes for low- and moderate-income homeowners in Henrico County.	



U.S. Department of Housing and Urban Development
 Office of Community Planning and Development
 Integrated Disbursement and Information System
 CDBG Activity Summary Report (GPR) for Program Year 2019
 HENRICO COUNTY

Date: 08-Dec-2020
 Time: 10:53
 Page: 28

PGM Year: 2019
Project: 0011 - HOME Inc. - Fair Housing Outreach and Education
IDIS Activity: 1299 - HOME Inc. - Fair Housing Outreach and Education

Status: Completed 12/1/2020 8:32:28 AM
Location: 1601 Rolling Hills Dr Richmond, VA 23229-5011
Objective: Provide decent affordable housing
Outcome: Affordability
Matrix Code: Fair Housing Activities (if CDBG, then subject to 15% cap) (05J)
National Objective: LMC

Initial Funding Date: 12/13/2019

Description:
 Provide funds to Housing Opportunities Made Equal for fair housing education and counseling.

Financing

	Fund Type	Grant Year	Grant	Funded Amount	Drawn In Program Year	Drawn Thru Program Year
CDBG	EN	2019	B19UC510003	\$15,000.00	\$6,747.41	\$6,747.41
Total	Total			\$15,000.00	\$6,747.41	\$6,747.41

Proposed Accomplishments

People (General) : 10

Actual Accomplishments

Number assisted:

	Owner		Renter		Total		Person	
	Total	Hispanic	Total	Hispanic	Total	Hispanic	Total	Hispanic
White:	0	0	0	0	0	0	5	1
Black/African American:	0	0	0	0	0	0	7	0
Asian:	0	0	0	0	0	0	1	0
American Indian/Alaskan Native:	0	0	0	0	0	0	0	0
Native Hawaiian/Other Pacific Islander:	0	0	0	0	0	0	0	0
American Indian/Alaskan Native & White:	0	0	0	0	0	0	0	0
Asian White:	0	0	0	0	0	0	0	0
Black/African American & White:	0	0	0	0	0	0	0	0
American Indian/Alaskan Native & Black/African American:	0	0	0	0	0	0	1	0
Other multi-racial:	0	0	0	0	0	0	4	0
Asian/Pacific Islander:	0	0	0	0	0	0	0	0
Hispanic:	0	0	0	0	0	0	0	0
Total:	0	0	0	0	0	0	18	1
Female-headed Households:	0		0		0			



U.S. Department of Housing and Urban Development
Office of Community Planning and Development
Integrated Disbursement and Information System
CDBG Activity Summary Report (GPR) for Program Year 2019
HENRICO COUNTY

Date: 08-Dec-2020

Time: 10:53

Page: 29

Income Category:

	Owner	Renter	Total	Person
Extremely Low	0	0	0	15
Low Mod	0	0	0	0
Moderate	0	0	0	0
Non Low Moderate	0	0	0	3
Total	0	0	0	18
Percent Low/Mod				83.3%

Annual Accomplishments

Years	Accomplishment Narrative	# Benefiting
2019	HOME provided comprehensive housing counseling to 18 Henrico residents regarding fair housing issues. The protected classes or topics included: 7 cases of disability, 7 cases of race or color, 2 cases of source of income, 1 case of sexual orientation, 1 case of elderliness, 1 case of familial status, 1 case of other. (some clients had multiple items)	



U.S. Department of Housing and Urban Development
 Office of Community Planning and Development
 Integrated Disbursement and Information System
 CDBG Activity Summary Report (GPR) for Program Year 2019
 HENRICO COUNTY

Date: 08-Dec-2020
 Time: 10:53
 Page: 30

PGM Year: 2019
Project: 0012 - Rebuilding Together of Richmond - Home Repair Program
IDIS Activity: 1300 - Rebuilding Together of Richmond - Home Repair Program

Status: Canceled 11/9/2020 9:44:59 AM
Location: Address Suppressed
Objective: Create suitable living environments
Outcome: Affordability
Matrix Code: Rehab; Single-Unit Residential (14A) **National Objective:** LMH

Initial Funding Date: 12/13/2019

Description:

Provide funds to Rebuilding Together Richmond to complete critical home repairs for low-income Henrico homeowners.

Financing

No data returned for this view. This might be because the applied filter excludes all data.


Proposed Accomplishments

Housing Units : 4

Actual Accomplishments

Number assisted:

	Owner		Renter		Total		Person	
	Total	Hispanic	Total	Hispanic	Total	Hispanic	Total	Hispanic
White:	2	0	0	0	2	0	0	0
Black/African American:	4	0	0	0	4	0	0	0
Asian:	0	0	0	0	0	0	0	0
American Indian/Alaskan Native:	0	0	0	0	0	0	0	0
Native Hawaiian/Other Pacific Islander:	0	0	0	0	0	0	0	0
American Indian/Alaskan Native & White:	0	0	0	0	0	0	0	0
Asian White:	0	0	0	0	0	0	0	0
Black/African American & White:	0	0	0	0	0	0	0	0
American Indian/Alaskan Native & Black/African American:	0	0	0	0	0	0	0	0
Other multi-racial:	0	0	0	0	0	0	0	0
Asian/Pacific Islander:	0	0	0	0	0	0	0	0



U.S. Department of Housing and Urban Development
 Office of Community Planning and Development
 Integrated Disbursement and Information System
 CDBG Activity Summary Report (GPR) for Program Year 2019
 HENRICO COUNTY

Date: 08-Dec-2020
 Time: 10:53
 Page: 31

Hispanic:	0	0	0	0	0	0	0	0
Total:	6	0	0	0	6	0	0	0
Female-headed Households:	3		0		3			

Income Category:

	Owner	Renter	Total	Person
Extremely Low	1	0	1	0
Low Mod	2	0	2	0
Moderate	3	0	3	0
Non Low Moderate	0	0	0	0
Total	6	0	6	0
Percent Low/Mod	100.0%		100.0%	

Annual Accomplishments

<u>Years</u>	<u>Accomplishment Narrative</u>	<u># Benefitting</u>
2019	Rebuilding Together Richmond completed critical home repairs for 6 low-income homeowners in Henrico County.	



U.S. Department of Housing and Urban Development
 Office of Community Planning and Development
 Integrated Disbursement and Information System
 CDBG Activity Summary Report (GPR) for Program Year 2019
 HENRICO COUNTY

Date: 08-Dec-2020
 Time: 10:53
 Page: 32

PGM Year: 2019
Project: 0014 - Circle Center Adult Day Services - HVAC replacement
IDIS Activity: 1301 - Circle Center Adult Day Services - HVAC replacement

Status: Completed 12/31/2019 12:00:00 AM **Objective:** Create suitable living environments
Location: 4900 W Marshall St Richmond, VA 23230-3105 **Outcome:** Availability/accessibility
Matrix Code: Senior Centers (03A) **National Objective:** LMC

Initial Funding Date: 12/13/2019

Description:

Provide funds to Circle Center Adult Day Services for HVAC improvements at a facility providing day services to elderly adults.

Financing

	Fund Type	Grant Year	Grant	Funded Amount	Drawn In Program Year	Drawn Thru Program Year
CDBG	EN	2019	B19UC510003	\$43,000.00	\$43,000.00	\$43,000.00
Total	Total			\$43,000.00	\$43,000.00	\$43,000.00

Proposed Accomplishments

Public Facilities : 1

Actual Accomplishments

Number assisted:

	Owner		Renter		Total		Person	
	Total	Hispanic	Total	Hispanic	Total	Hispanic	Total	Hispanic
White:	0	0	0	0	0	0	71	1
Black/African American:	0	0	0	0	0	0	77	0
Asian:	0	0	0	0	0	0	4	0
American Indian/Alaskan Native:	0	0	0	0	0	0	0	0
Native Hawaiian/Other Pacific Islander:	0	0	0	0	0	0	0	0
American Indian/Alaskan Native & White:	0	0	0	0	0	0	0	0
Asian White:	0	0	0	0	0	0	0	0
Black/African American & White:	0	0	0	0	0	0	0	0
American Indian/Alaskan Native & Black/African American:	0	0	0	0	0	0	0	0
Other multi-racial:	0	0	0	0	0	0	0	0
Asian/Pacific Islander:	0	0	0	0	0	0	0	0
Hispanic:	0	0	0	0	0	0	0	0
Total:	0	0	0	0	0	0	152	1
Female-headed Households:	0		0		0			



U.S. Department of Housing and Urban Development
Office of Community Planning and Development
Integrated Disbursement and Information System
CDBG Activity Summary Report (GPR) for Program Year 2019
HENRICO COUNTY

Date: 08-Dec-2020

Time: 10:53

Page: 33

Income Category:

	Owner	Renter	Total	Person
Extremely Low	0	0	0	73
Low Mod	0	0	0	35
Moderate	0	0	0	22
Non Low Moderate	0	0	0	22
Total	0	0	0	152
Percent Low/Mod				85.5%

Annual Accomplishments

Years	Accomplishment Narrative	# Benefitting
2019	Circle Center Adult Day Services completed installation of new heating and ventilation system improvements in a facility providing day care to elderly and disabled adults. Of the 152 adults served by this program, 65 are Henrico residents.	



U.S. Department of Housing and Urban Development
 Office of Community Planning and Development
 Integrated Disbursement and Information System
 CDBG Activity Summary Report (GPR) for Program Year 2019
 HENRICO COUNTY

Date: 08-Dec-2020
 Time: 10:53
 Page: 34

PGM Year: 2019
Project: 0015 - Sandston Historic Area Survey
IDIS Activity: 1302 - Sandston Historic Area Survey

Status: Open
Location: ,

Objective:
Outcome:
Matrix Code: Planning (20) **National Objective:**

Initial Funding Date: 12/13/2019

Description:

Provide funds to complete a Preliminary Information Form and representative sample surveys to evaluate potential of Sandston for a historic district.

Financing

	Fund Type	Grant Year	Grant	Funded Amount	Drawn In Program Year	Drawn Thru Program Year
CDBG	EN	2019	B19UC510003	\$26,500.00	\$25,921.95	\$25,921.95
		2020	B20UW510003	\$30,000.00	\$0.00	\$0.00
Total	Total			\$56,500.00	\$25,921.95	\$25,921.95

Proposed Accomplishments

Actual Accomplishments

Number assisted:

	Owner		Renter		Total		Person	
	Total	Hispanic	Total	Hispanic	Total	Hispanic	Total	Hispanic
White:					0	0		
Black/African American:					0	0		
Asian:					0	0		
American Indian/Alaskan Native:					0	0		
Native Hawaiian/Other Pacific Islander:					0	0		
American Indian/Alaskan Native & White:					0	0		
Asian White:					0	0		
Black/African American & White:					0	0		
American Indian/Alaskan Native & Black/African American:					0	0		
Other multi-racial:					0	0		
Asian/Pacific Islander:					0	0		
Hispanic:					0	0		
Total:	0	0	0	0	0	0	0	0
Female-headed Households:					0			



U.S. Department of Housing and Urban Development
Office of Community Planning and Development
Integrated Disbursement and Information System
CDBG Activity Summary Report (GPR) for Program Year 2019
HENRICO COUNTY

Date: 08-Dec-2020

Time: 10:53

Page: 35

Income Category:

	Owner	Renter	Total	Person
Extremely Low			0	
Low Mod			0	
Moderate			0	
Non Low Moderate			0	
Total	0	0	0	0
Percent Low/Mod				

Annual Accomplishments

No data returned for this view. This might be because the applied filter excludes all data.



U.S. Department of Housing and Urban Development
Office of Community Planning and Development
Integrated Disbursement and Information System
CDBG Activity Summary Report (GPR) for Program Year 2019
HENRICO COUNTY

Date: 08-Dec-2020

Time: 10:53

Page: 37

Female-headed Households: 0 0 0

Income Category:

	Owner	Renter	Total	Person
Extremely Low	0	0	0	18
Low Mod	0	0	0	17
Moderate	0	0	0	0
Non Low Moderate	0	0	0	0
Total	0	0	0	35
Percent Low/Mod				100.0%

Annual Accomplishments

Years	Accomplishment Narrative	# Benefiting
2019	Program assisted ten households with a total of 35 individuals. All were McKinney-Vento households and were residing in hotels. Funds were used to relocate to permanent housing.	



U.S. Department of Housing and Urban Development
 Office of Community Planning and Development
 Integrated Disbursement and Information System
 CDBG Activity Summary Report (GPR) for Program Year 2019
 HENRICO COUNTY

Date: 08-Dec-2020
 Time: 10:53
 Page: 38

PGM Year: 2019
Project: 0006 - project:HOMES - Homeowner Rehabilitation Program
IDIS Activity: 1305 - 1906 Hobson Lane - Rehab

Status: Completed 7/29/2020 12:00:00 AM
Location: 1906 Hobson Ln Richmond, VA 23223-2028
Objective: Provide decent affordable housing
Outcome: Affordability
Matrix Code: Rehabilitation Administration (14H) **National Objective:** LMH

Initial Funding Date: 02/13/2020

Description:
 provides funding for rehab of single family home.

Financing

	Fund Type	Grant Year	Grant	Funded Amount	Drawn In Program Year	Drawn Thru Program Year
CDBG	EN	2019	B19UC510003	\$12,500.00	\$12,500.00	\$12,500.00
Total	Total			\$12,500.00	\$12,500.00	\$12,500.00


Proposed Accomplishments

Housing Units : 1

Actual Accomplishments

Number assisted:

	Owner		Renter		Total		Person	
	Total	Hispanic	Total	Hispanic	Total	Hispanic	Total	Hispanic
White:	1	0	0	0	1	0	0	0
Black/African American:	0	0	0	0	0	0	0	0
Asian:	0	0	0	0	0	0	0	0
American Indian/Alaskan Native:	0	0	0	0	0	0	0	0
Native Hawaiian/Other Pacific Islander:	0	0	0	0	0	0	0	0
American Indian/Alaskan Native & White:	0	0	0	0	0	0	0	0
Asian White:	0	0	0	0	0	0	0	0
Black/African American & White:	0	0	0	0	0	0	0	0
American Indian/Alaskan Native & Black/African American:	0	0	0	0	0	0	0	0
Other multi-racial:	0	0	0	0	0	0	0	0
Asian/Pacific Islander:	0	0	0	0	0	0	0	0
Hispanic:	0	0	0	0	0	0	0	0
Total:	1	0	0	0	1	0	0	0
Female-headed Households:	0		0		0			



U.S. Department of Housing and Urban Development
Office of Community Planning and Development
Integrated Disbursement and Information System
CDBG Activity Summary Report (GPR) for Program Year 2019
HENRICO COUNTY

Date: 08-Dec-2020

Time: 10:53

Page: 39

Income Category:

	Owner	Renter	Total	Person
Extremely Low	1	0	1	0
Low Mod	0	0	0	0
Moderate	0	0	0	0
Non Low Moderate	0	0	0	0
Total	1	0	1	0
Percent Low/Mod	100.0%		100.0%	

Annual Accomplishments

Years	Accomplishment Narrative	# Benefiting
2019		



U.S. Department of Housing and Urban Development
 Office of Community Planning and Development
 Integrated Disbursement and Information System
 CDBG Activity Summary Report (GPR) for Program Year 2019
 HENRICO COUNTY

Date: 08-Dec-2020
 Time: 10:53
 Page: 40

PGM Year: 2019
Project: 0006 - project:HOMES - Homeowner Rehabilitation Program
IDIS Activity: 1306 - 1904 Carneal St - Rehab

Status: Completed 7/29/2020 12:00:00 AM
Location: 1904 Carneal St Richmond, VA 23223-2414
Objective: Create suitable living environments
Outcome: Affordability
Matrix Code: Rehabilitation Administration (14H) **National Objective:** LMH

Initial Funding Date: 02/13/2020

Description:
 provides funding for rehabilitation of single family home.

Financing

	Fund Type	Grant Year	Grant	Funded Amount	Drawn In Program Year	Drawn Thru Program Year
CDBG	EN	2019	B19UC510003	\$12,500.00	\$12,500.00	\$12,500.00
Total	Total			\$12,500.00	\$12,500.00	\$12,500.00

Proposed Accomplishments

Housing Units : 1

Actual Accomplishments

Number assisted:

	Owner		Renter		Total		Person	
	Total	Hispanic	Total	Hispanic	Total	Hispanic	Total	Hispanic
White:	0	0	0	0	0	0		0
Black/African American:	1	0	0	0	1	0	0	0
Asian:	0	0	0	0	0	0	0	0
American Indian/Alaskan Native:	0	0	0	0	0	0	0	0
Native Hawaiian/Other Pacific Islander:	0	0	0	0	0	0	0	0
American Indian/Alaskan Native & White:	0	0	0	0	0	0	0	0
Asian White:	0	0	0	0	0	0	0	0
Black/African American & White:	0	0	0	0	0	0	0	0
American Indian/Alaskan Native & Black/African American:	0	0	0	0	0	0	0	0
Other multi-racial:	0	0	0	0	0	0	0	0
Asian/Pacific Islander:	0	0	0	0	0	0	0	0
Hispanic:	0	0	0	0	0	0	0	0
Total:	1	0	0	0	1	0	0	0
Female-headed Households:	0		0		0			



U.S. Department of Housing and Urban Development
Office of Community Planning and Development
Integrated Disbursement and Information System
CDBG Activity Summary Report (GPR) for Program Year 2019
HENRICO COUNTY

Date: 08-Dec-2020

Time: 10:53

Page: 41


Income Category:

	Owner	Renter	Total	Person
Extremely Low	0	0	0	0
Low Mod	1	0	1	0
Moderate	0	0	0	0
Non Low Moderate	0	0	0	0
Total	1	0	1	0
Percent Low/Mod	100.0%		100.0%	

Annual Accomplishments

Years	Accomplishment Narrative	# Benefiting
--------------	---------------------------------	---------------------

2019



U.S. Department of Housing and Urban Development
 Office of Community Planning and Development
 Integrated Disbursement and Information System
 CDBG Activity Summary Report (GPR) for Program Year 2019
 HENRICO COUNTY

Date: 08-Dec-2020
 Time: 10:53
 Page: 42

PGM Year: 2019
Project: 0006 - project:HOMES - Homeowner Rehabilitation Program
IDIS Activity: 1307 - 2507 Harvie Road - Rehab

Status: Completed 7/29/2020 12:00:00 AM
Location: 2507 Harvie Rd Richmond, VA 23223-1713
Objective: Create suitable living environments
Outcome: Affordability
Matrix Code: Rehabilitation Administration (14H) **National Objective:** LMH

Initial Funding Date: 02/13/2020

Description:
 provides funding for rehabilitation of single family home.

Financing

	Fund Type	Grant Year	Grant	Funded Amount	Drawn In Program Year	Drawn Thru Program Year
CDBG	EN	2019	B19UC510003	\$12,500.00	\$12,500.00	\$12,500.00
Total	Total			\$12,500.00	\$12,500.00	\$12,500.00

Proposed Accomplishments

Housing Units : 1

Actual Accomplishments

Number assisted:

	Owner		Renter		Total		Person	
	Total	Hispanic	Total	Hispanic	Total	Hispanic	Total	Hispanic
White:	0	0	0	0	0	0		0
Black/African American:	1	0	0	0	1	0	0	0
Asian:	0	0	0	0	0	0	0	0
American Indian/Alaskan Native:	0	0	0	0	0	0	0	0
Native Hawaiian/Other Pacific Islander:	0	0	0	0	0	0	0	0
American Indian/Alaskan Native & White:	0	0	0	0	0	0	0	0
Asian White:	0	0	0	0	0	0	0	0
Black/African American & White:	0	0	0	0	0	0	0	0
American Indian/Alaskan Native & Black/African American:	0	0	0	0	0	0	0	0
Other multi-racial:	0	0	0	0	0	0	0	0
Asian/Pacific Islander:	0	0	0	0	0	0	0	0
Hispanic:	0	0	0	0	0	0	0	0
Total:	1	0	0	0	1	0	0	0
Female-headed Households:	0		0		0			



U.S. Department of Housing and Urban Development
Office of Community Planning and Development
Integrated Disbursement and Information System
CDBG Activity Summary Report (GPR) for Program Year 2019
HENRICO COUNTY

Date: 08-Dec-2020

Time: 10:53

Page: 43

Income Category:

	Owner	Renter	Total	Person
Extremely Low	0	0	0	0
Low Mod	0	0	0	0
Moderate	0	0	0	0
Non Low Moderate	1	0	1	0
Total	1	0	1	0
Percent Low/Mod	0.0%		0.0%	

Annual Accomplishments

Years	Accomplishment Narrative	# Benefiting
--------------	---------------------------------	---------------------

2019



U.S. Department of Housing and Urban Development
 Office of Community Planning and Development
 Integrated Disbursement and Information System
 CDBG Activity Summary Report (GPR) for Program Year 2019
 HENRICO COUNTY

Date: 08-Dec-2020
 Time: 10:53
 Page: 44

PGM Year: 2019
Project: 0006 - project:HOMES - Homeowner Rehabilitation Program
IDIS Activity: 1308 - 3017 Peabody Lane - Rehab

Status: Completed 7/29/2020 12:00:00 AM
Location: 4062 Crockett St Richmond, VA 23228-4114
Objective: Create suitable living environments
Outcome: Affordability
Matrix Code: Rehabilitation Administration (14H) **National Objective:** LMH

Initial Funding Date: 02/13/2020

Description:
 provides funding for rehabilitation of single family home.

Financing

	Fund Type	Grant Year	Grant	Funded Amount	Drawn In Program Year	Drawn Thru Program Year
CDBG	EN	2019	B19UC510003	\$12,500.00	\$12,500.00	\$12,500.00
Total	Total			\$12,500.00	\$12,500.00	\$12,500.00

Proposed Accomplishments

Housing Units : 1

Actual Accomplishments

Number assisted:

	Owner		Renter		Total		Person	
	Total	Hispanic	Total	Hispanic	Total	Hispanic	Total	Hispanic
White:	0	0	0	0	0	0		0
Black/African American:	1	0	0	0	1	0	0	0
Asian:	0	0	0	0	0	0	0	0
American Indian/Alaskan Native:	0	0	0	0	0	0	0	0
Native Hawaiian/Other Pacific Islander:	0	0	0	0	0	0	0	0
American Indian/Alaskan Native & White:	0	0	0	0	0	0	0	0
Asian White:	0	0	0	0	0	0	0	0
Black/African American & White:	0	0	0	0	0	0	0	0
American Indian/Alaskan Native & Black/African American:	0	0	0	0	0	0	0	0
Other multi-racial:	0	0	0	0	0	0	0	0
Asian/Pacific Islander:	0	0	0	0	0	0	0	0
Hispanic:	0	0	0	0	0	0	0	0
Total:	1	0	0	0	1	0	0	0
Female-headed Households:	0		0		0			



U.S. Department of Housing and Urban Development
Office of Community Planning and Development
Integrated Disbursement and Information System
CDBG Activity Summary Report (GPR) for Program Year 2019
HENRICO COUNTY

Date: 08-Dec-2020

Time: 10:53


Page: 45

Income Category:

	Owner	Renter	Total	Person
Extremely Low	0	0	0	0
Low Mod	1	0	1	0
Moderate	0	0	0	0
Non Low Moderate	0	0	0	0
Total	1	0	1	0
Percent Low/Mod	100.0%		100.0%	

Annual Accomplishments

Years	Accomplishment Narrative	# Benefiting
2019		



U.S. Department of Housing and Urban Development
 Office of Community Planning and Development
 Integrated Disbursement and Information System
 CDBG Activity Summary Report (GPR) for Program Year 2019
 HENRICO COUNTY

Date: 08-Dec-2020
 Time: 10:53
 Page: 46

PGM Year: 2019
Project: 0006 - project:HOMES - Homeowner Rehabilitation Program
IDIS Activity: 1309 - 1445 AlmondBerry Place - Rehab

Status: Completed 7/29/2020 12:00:00 AM
Location: 4062 Crockett St Richmond, VA 23228-4114
Objective: Create suitable living environments
Outcome: Affordability
Matrix Code: Rehabilitation Administration (14H) **National Objective:** LMH

Initial Funding Date: 02/13/2020

Description:

Financing

	Fund Type	Grant Year	Grant	Funded Amount	Drawn In Program Year	Drawn Thru Program Year
CDBG	EN	2019	B19UC510003	\$12,500.00	\$12,500.00	\$12,500.00
Total	Total			\$12,500.00	\$12,500.00	\$12,500.00

Proposed Accomplishments

Housing Units : 1

Actual Accomplishments

Number assisted:

	Owner		Renter		Total		Person	
	Total	Hispanic	Total	Hispanic	Total	Hispanic	Total	Hispanic
White:	1	0	0	0	1	0	0	0
Black/African American:	0	0	0	0	0	0	0	0
Asian:	0	0	0	0	0	0	0	0
American Indian/Alaskan Native:	0	0	0	0	0	0	0	0
Native Hawaiian/Other Pacific Islander:	0	0	0	0	0	0	0	0
American Indian/Alaskan Native & White:	0	0	0	0	0	0	0	0
Asian White:	0	0	0	0	0	0	0	0
Black/African American & White:	0	0	0	0	0	0	0	0
American Indian/Alaskan Native & Black/African American:	0	0	0	0	0	0	0	0
Other multi-racial:	0	0	0	0	0	0	0	0
Asian/Pacific Islander:	0	0	0	0	0	0	0	0
Hispanic:	0	0	0	0	0	0	0	0
Total:	1	0	0	0	1	0	0	0
Female-headed Households:	0		0		0			



U.S. Department of Housing and Urban Development
Office of Community Planning and Development
Integrated Disbursement and Information System
CDBG Activity Summary Report (GPR) for Program Year 2019
HENRICO COUNTY

Date: 08-Dec-2020

Time: 10:53

Page: 47

Income Category:

	Owner	Renter	Total	Person
Extremely Low	0	0	0	0
Low Mod	1	0	1	0
Moderate	0	0	0	0
Non Low Moderate	0	0	0	0
Total	1	0	1	0
Percent Low/Mod	100.0%		100.0%	

Annual Accomplishments

Years	Accomplishment Narrative	# Benefiting
--------------	---------------------------------	---------------------

2019



U.S. Department of Housing and Urban Development
 Office of Community Planning and Development
 Integrated Disbursement and Information System
 CDBG Activity Summary Report (GPR) for Program Year 2019
 HENRICO COUNTY

Date: 08-Dec-2020
 Time: 10:53
 Page: 48

PGM Year: 2019
Project: 0006 - project:HOMES - Homeowner Rehabilitation Program
IDIS Activity: 1310 - 5817 Edgelawn Street - Rehab

Status: Completed 7/29/2020 12:00:00 AM
Location: 4062 Crockett St Richmond, VA 23228-4114
Objective: Create suitable living environments
Outcome: Affordability
Matrix Code: Rehabilitation Administration (14H) **National Objective:** LMH

Initial Funding Date: 02/13/2020

Description:
 provides funding for rehabilitation of single family home.

Financing

	Fund Type	Grant Year	Grant	Funded Amount	Drawn In Program Year	Drawn Thru Program Year
CDBG	EN	2019	B19UC510003	\$12,500.00	\$12,500.00	\$12,500.00
Total	Total			\$12,500.00	\$12,500.00	\$12,500.00


Proposed Accomplishments

Housing Units : 1

Actual Accomplishments

Number assisted:

	Owner		Renter		Total		Person	
	Total	Hispanic	Total	Hispanic	Total	Hispanic	Total	Hispanic
White:	1	0	0	0	1	0	0	0
Black/African American:	0	0	0	0	0	0	0	0
Asian:	0	0	0	0	0	0	0	0
American Indian/Alaskan Native:	0	0	0	0	0	0	0	0
Native Hawaiian/Other Pacific Islander:	0	0	0	0	0	0	0	0
American Indian/Alaskan Native & White:	0	0	0	0	0	0	0	0
Asian White:	0	0	0	0	0	0	0	0
Black/African American & White:	0	0	0	0	0	0	0	0
American Indian/Alaskan Native & Black/African American:	0	0	0	0	0	0	0	0
Other multi-racial:	0	0	0	0	0	0	0	0
Asian/Pacific Islander:	0	0	0	0	0	0	0	0
Hispanic:	0	0	0	0	0	0	0	0
Total:	1	0	0	0	1	0	0	0
Female-headed Households:	0		0		0			



U.S. Department of Housing and Urban Development
Office of Community Planning and Development
Integrated Disbursement and Information System
CDBG Activity Summary Report (GPR) for Program Year 2019
HENRICO COUNTY

Date: 08-Dec-2020

Time: 10:53


Page: 49

Income Category:

	Owner	Renter	Total	Person
Extremely Low	0	0	0	0
Low Mod	1	0	1	0
Moderate	0	0	0	0
Non Low Moderate	0	0	0	0
Total	1	0	1	0
Percent Low/Mod	100.0%		100.0%	

Annual Accomplishments

Years	Accomplishment Narrative	# Benefitting
2019		



U.S. Department of Housing and Urban Development
 Office of Community Planning and Development
 Integrated Disbursement and Information System
 CDBG Activity Summary Report (GPR) for Program Year 2019
 HENRICO COUNTY

Date: 08-Dec-2020
 Time: 10:53
 Page: 50

PGM Year: 2019
Project: 0006 - project:HOMES - Homeowner Rehabilitation Program
IDIS Activity: 1311 - 5605 Colwyck Drive - Rehab

Status: Completed 7/29/2020 12:00:00 AM
Location: 4062 Crockett St Richmond, VA 23228-4114

Objective: Create suitable living environments
Outcome: Affordability
Matrix Code: Rehabilitation Administration (14H) **National Objective:** LMH

Initial Funding Date: 02/13/2020

Description:
 provides funding for rehabilitation of single family home.

Financing

	Fund Type	Grant Year	Grant	Funded Amount	Drawn In Program Year	Drawn Thru Program Year
CDBG	EN	2019	B19UC510003	\$12,500.00	\$12,500.00	\$12,500.00
Total	Total			\$12,500.00	\$12,500.00	\$12,500.00


Proposed Accomplishments

Housing Units : 1

Actual Accomplishments

Number assisted:

	Owner		Renter		Total		Person	
	Total	Hispanic	Total	Hispanic	Total	Hispanic	Total	Hispanic
White:	0	0	0	0	0	0		0
Black/African American:	1	0	0	0	1	0	0	0
Asian:	0	0	0	0	0	0	0	0
American Indian/Alaskan Native:	0	0	0	0	0	0	0	0
Native Hawaiian/Other Pacific Islander:	0	0	0	0	0	0	0	0
American Indian/Alaskan Native & White:	0	0	0	0	0	0	0	0
Asian White:	0	0	0	0	0	0	0	0
Black/African American & White:	0	0	0	0	0	0	0	0
American Indian/Alaskan Native & Black/African American:	0	0	0	0	0	0	0	0
Other multi-racial:	0	0	0	0	0	0	0	0
Asian/Pacific Islander:	0	0	0	0	0	0	0	0
Hispanic:	0	0	0	0	0	0	0	0
Total:	1	0	0	0	1	0	0	0
Female-headed Households:	0		0		0			



U.S. Department of Housing and Urban Development
Office of Community Planning and Development
Integrated Disbursement and Information System
CDBG Activity Summary Report (GPR) for Program Year 2019
HENRICO COUNTY

Date: 08-Dec-2020

Time: 10:53

Page: 51

Income Category:

	Owner	Renter	Total	Person
Extremely Low	0	0	0	0
Low Mod	1	0	1	0
Moderate	0	0	0	0
Non Low Moderate	0	0	0	0
Total	1	0	1	0
Percent Low/Mod	100.0%		100.0%	

Annual Accomplishments

Years	Accomplishment Narrative	# Benefiting
2019		



U.S. Department of Housing and Urban Development
 Office of Community Planning and Development
 Integrated Disbursement and Information System
 CDBG Activity Summary Report (GPR) for Program Year 2019
 HENRICO COUNTY

Date: 08-Dec-2020
 Time: 10:53
 Page: 52

PGM Year: 2019
Project: 0006 - project:HOMES - Homeowner Rehabilitation Program
IDIS Activity: 1312 - 1811 Oakhill Lane - Rehab

Status: Completed 7/29/2020 12:00:00 AM
Location: 4062 Crockett St Richmond, VA 23228-4114
Objective: Provide decent affordable housing
Outcome: Affordability
Matrix Code: Rehabilitation Administration (14H) **National Objective:** LMH

Initial Funding Date: 02/13/2020

Description:
 provides funding for rehabilitation of single family home.

Financing

	Fund Type	Grant Year	Grant	Funded Amount	Drawn In Program Year	Drawn Thru Program Year
CDBG	EN	2019	B19UC510003	\$12,500.00	\$12,500.00	\$12,500.00
Total	Total			\$12,500.00	\$12,500.00	\$12,500.00


Proposed Accomplishments

Housing Units : 1

Actual Accomplishments

Number assisted:

	Owner		Renter		Total		Person	
	Total	Hispanic	Total	Hispanic	Total	Hispanic	Total	Hispanic
White:	0	0	0	0	0	0		0
Black/African American:	1	0	0	0	1	0	0	0
Asian:	0	0	0	0	0	0	0	0
American Indian/Alaskan Native:	0	0	0	0	0	0	0	0
Native Hawaiian/Other Pacific Islander:	0	0	0	0	0	0	0	0
American Indian/Alaskan Native & White:	0	0	0	0	0	0	0	0
Asian White:	0	0	0	0	0	0	0	0
Black/African American & White:	0	0	0	0	0	0	0	0
American Indian/Alaskan Native & Black/African American:	0	0	0	0	0	0	0	0
Other multi-racial:	0	0	0	0	0	0	0	0
Asian/Pacific Islander:	0	0	0	0	0	0	0	0
Hispanic:	0	0	0	0	0	0	0	0
Total:	1	0	0	0	1	0	0	0
Female-headed Households:	0		0		0			



U.S. Department of Housing and Urban Development
Office of Community Planning and Development
Integrated Disbursement and Information System
CDBG Activity Summary Report (GPR) for Program Year 2019
HENRICO COUNTY

Date: 08-Dec-2020

Time: 10:53

Page: 53

Income Category:

	Owner	Renter	Total	Person
Extremely Low	0	0	0	0
Low Mod	0	0	0	0
Moderate	0	0	0	0
Non Low Moderate	1	0	1	0
Total	1	0	1	0
Percent Low/Mod	0.0%		0.0%	

Annual Accomplishments

Years	Accomplishment Narrative	# Benefitting
2019		



U.S. Department of Housing and Urban Development
 Office of Community Planning and Development
 Integrated Disbursement and Information System
 CDBG Activity Summary Report (GPR) for Program Year 2019
 HENRICO COUNTY

Date: 08-Dec-2020
 Time: 10:53
 Page: 54

PGM Year: 2019
Project: 0006 - project:HOMES - Homeowner Rehabilitation Program
IDIS Activity: 1313 - 3303 Slaughter Road - Rehab

Status: Completed 7/29/2020 12:00:00 AM
Location: 4062 Crockett St Richmond, VA 23228-4114
Objective: Create suitable living environments
Outcome: Affordability
Matrix Code: Rehabilitation Administration (14H) **National Objective:** LMH

Initial Funding Date: 02/13/2020

Description:
 provides funding for rehabilitation of single family home.

Financing

	Fund Type	Grant Year	Grant	Funded Amount	Drawn In Program Year	Drawn Thru Program Year
CDBG	EN	2019	B19UC510003	\$12,500.00	\$12,500.00	\$12,500.00
Total	Total			\$12,500.00	\$12,500.00	\$12,500.00

Proposed Accomplishments

Housing Units : 1

Actual Accomplishments

Number assisted:

	Owner		Renter		Total		Person	
	Total	Hispanic	Total	Hispanic	Total	Hispanic	Total	Hispanic
White:	0	0	0	0	0	0		0
Black/African American:	1	0	0	0	1	0	0	0
Asian:	0	0	0	0	0	0	0	0
American Indian/Alaskan Native:	0	0	0	0	0	0	0	0
Native Hawaiian/Other Pacific Islander:	0	0	0	0	0	0	0	0
American Indian/Alaskan Native & White:	0	0	0	0	0	0	0	0
Asian White:	0	0	0	0	0	0	0	0
Black/African American & White:	0	0	0	0	0	0	0	0
American Indian/Alaskan Native & Black/African American:	0	0	0	0	0	0	0	0
Other multi-racial:	0	0	0	0	0	0	0	0
Asian/Pacific Islander:	0	0	0	0	0	0	0	0
Hispanic:	0	0	0	0	0	0	0	0
Total:	1	0	0	0	1	0	0	0
Female-headed Households:	0		0		0			



U.S. Department of Housing and Urban Development
Office of Community Planning and Development
Integrated Disbursement and Information System
CDBG Activity Summary Report (GPR) for Program Year 2019
HENRICO COUNTY

Date: 08-Dec-2020

Time: 10:53

Page: 55

Income Category:

	Owner	Renter	Total	Person
Extremely Low	1	0	1	0
Low Mod	0	0	0	0
Moderate	0	0	0	0
Non Low Moderate	0	0	0	0
Total	1	0	1	0
Percent Low/Mod	100.0%		100.0%	

Annual Accomplishments

Years	Accomplishment Narrative	# Benefiting
2019		



U.S. Department of Housing and Urban Development
 Office of Community Planning and Development
 Integrated Disbursement and Information System
 CDBG Activity Summary Report (GPR) for Program Year 2019
 HENRICO COUNTY

Date: 08-Dec-2020
 Time: 10:53
 Page: 56

PGM Year: 2019
Project: 0008 - HOME Inc. - Downpayment Assistance
IDIS Activity: 1317 - HOME DPA Admin

Status: Completed 9/30/2020 12:00:00 AM
Location: 626 E Broad St Ste 400 Suite 400 Richmond, VA 23219-1890
Objective: Provide decent affordable housing
Outcome: Affordability
Matrix Code: Housing Counseling, under 24 CFR 5.100, for Homeownership Assistance (13B) (13A)
National Objective: LMH

Initial Funding Date: 02/19/2020

Description:

Provides funds to Housing Opportunities Made Equal to administer a program of pre-purchase housing counseling down payment assistance.

Financing

	Fund Type	Grant Year	Grant	Funded Amount	Drawn In Program Year	Drawn Thru Program Year
CDBG	EN	2016	B16UC510003	\$22,000.00	\$22,000.00	\$22,000.00
Total	Total			\$22,000.00	\$22,000.00	\$22,000.00


Proposed Accomplishments

Households (General) : 14

Actual Accomplishments

Number assisted:

	Owner		Renter		Total		Person	
	Total	Hispanic	Total	Hispanic	Total	Hispanic	Total	Hispanic
White:	0	0	0	0	0	0		0
Black/African American:	8	0	0	0	8	0	0	0
Asian:	0	0	0	0	0	0	0	0
American Indian/Alaskan Native:	0	0	0	0	0	0	0	0
Native Hawaiian/Other Pacific Islander:	0	0	0	0	0	0	0	0
American Indian/Alaskan Native & White:	0	0	0	0	0	0	0	0
Asian White:	0	0	0	0	0	0	0	0
Black/African American & White:	0	0	0	0	0	0	0	0
American Indian/Alaskan Native & Black/African American:	0	0	0	0	0	0	0	0
Other multi-racial:	0	0	0	0	0	0	0	0
Asian/Pacific Islander:	0	0	0	0	0	0	0	0
Hispanic:	0	0	0	0	0	0	0	0
Total:	8	0	0	0	8	0	0	0
Female-headed Households:	2		0		2			



U.S. Department of Housing and Urban Development
Office of Community Planning and Development
Integrated Disbursement and Information System
CDBG Activity Summary Report (GPR) for Program Year 2019
HENRICO COUNTY

Date: 08-Dec-2020

Time: 10:53


Page: 57

Income Category:

	Owner	Renter	Total	Person
Extremely Low	0	0	0	0
Low Mod	1	0	1	0
Moderate	7	0	7	0
Non Low Moderate	0	0	0	0
Total	8	0	8	0
Percent Low/Mod	100.0%		100.0%	

Annual Accomplishments

Years	Accomplishment Narrative	# Benefiting
2019	HOME Inc provided down payment and closing cost assistance to 6 low- or moderate-income, first-time homebuyers.	



U.S. Department of Housing and Urban Development
 Office of Community Planning and Development
 Integrated Disbursement and Information System
 CDBG Activity Summary Report (GPR) for Program Year 2019
 HENRICO COUNTY

Date: 08-Dec-2020
 Time: 10:53
 Page: 58

PGM Year: 2019
Project: 0009 - Southside Community Development & Housing Corporation - Downpayment Assistance
IDIS Activity: 1318 - SCDHC DPA Admin

Status: Completed 9/30/2020 12:00:00 AM
Location: 1624 Hull St Richmond, VA 23224-3806
Objective: Provide decent affordable housing
Outcome: Affordability
Matrix Code: Housing Counseling, under 24 CFR 5.100, for Homeownership Assistance (13B) (13A)
National Objective: LMH

Initial Funding Date: 06/22/2020

Description:
 Provides funds to Southside Community Development and Housing Corporation to administer a program of pre-purchase housing counseling down payment assistance.

Financing

	Fund Type	Grant Year	Grant	Funded Amount	Drawn In Program Year	Drawn Thru Program Year
CDBG	EN	2019	B19UC510003	\$2,250.00	\$2,250.00	\$2,250.00
Total	Total			\$2,250.00	\$2,250.00	\$2,250.00


Proposed Accomplishments

Households (General) : 8

Actual Accomplishments

Number assisted:

	Owner		Renter		Total		Person	
	Total	Hispanic	Total	Hispanic	Total	Hispanic	Total	Hispanic
White:	0	0	0	0	0	0		0
Black/African American:	1	0	0	0	1	0	0	0
Asian:	0	0	0	0	0	0	0	0
American Indian/Alaskan Native:	0	0	0	0	0	0	0	0
Native Hawaiian/Other Pacific Islander:	0	0	0	0	0	0	0	0
American Indian/Alaskan Native & White:	0	0	0	0	0	0	0	0
Asian White:	0	0	0	0	0	0	0	0
Black/African American & White:	0	0	0	0	0	0	0	0
American Indian/Alaskan Native & Black/African American:	0	0	0	0	0	0	0	0
Other multi-racial:	0	0	0	0	0	0	0	0
Asian/Pacific Islander:	0	0	0	0	0	0	0	0
Hispanic:	0	0	0	0	0	0	0	0
Total:	1	0	0	0	1	0	0	0
Female-headed Households:	0		0		0			



U.S. Department of Housing and Urban Development
Office of Community Planning and Development
Integrated Disbursement and Information System
CDBG Activity Summary Report (GPR) for Program Year 2019
HENRICO COUNTY

Date: 08-Dec-2020

Time: 10:53


Page: 59

Income Category:

	Owner	Renter	Total	Person
Extremely Low	0	0	0	0
Low Mod	0	0	0	0
Moderate	1	0	1	0
Non Low Moderate	0	0	0	0
Total	1	0	1	0
Percent Low/Mod	100.0%		100.0%	

Annual Accomplishments

Years	Accomplishment Narrative	# Benefitting
2019	Southside Community Development and Housing Corporation provided down payment and closing cost assistance and homeownership counseling to 1 low/mod first-time homebuyer.	



U.S. Department of Housing and Urban Development
 Office of Community Planning and Development
 Integrated Disbursement and Information System
 CDBG Activity Summary Report (GPR) for Program Year 2019
 HENRICO COUNTY

Date: 08-Dec-2020
 Time: 10:53
 Page: 60

PGM Year: 2019
Project: 0018 - CV-OAR of Richmond Re-entry Program
IDIS Activity: 1321 - OAR of Richmond Reentry Housing and Support Program CDBG-CV

Status: Open
Location: 3111 W Clay St Richmond, VA 23230-4703
Objective: Provide decent affordable housing
Outcome: Affordability
Matrix Code: Subsistence Payment (05Q) **National Objective:** LMC

Initial Funding Date: 06/12/2020

Description:

Provide rental assistance to individuals released from jail/prison due to coronavirus who are homeless or facing homelessness.

Financing

	Fund Type	Grant Year	Grant	Funded Amount	Drawn In Program Year	Drawn Thru Program Year
CDBG	EN	2020	B20UW510003	\$40,000.00	\$717.74	\$717.74
Total	Total			\$40,000.00	\$717.74	\$717.74


Proposed Accomplishments

People (General) : 65

Actual Accomplishments

Number assisted:

	Owner		Renter		Total		Person	
	Total	Hispanic	Total	Hispanic	Total	Hispanic	Total	Hispanic
White:	0	0	0	0	0	0		0
Black/African American:	0	0	0	0	0	0	0	0
Asian:	0	0	0	0	0	0	0	0
American Indian/Alaskan Native:	0	0	0	0	0	0	0	0
Native Hawaiian/Other Pacific Islander:	0	0	0	0	0	0	0	0
American Indian/Alaskan Native & White:	0	0	0	0	0	0	0	0
Asian White:	0	0	0	0	0	0	0	0
Black/African American & White:	0	0	0	0	0	0	0	0
American Indian/Alaskan Native & Black/African American:	0	0	0	0	0	0	0	0
Other multi-racial:	0	0	0	0	0	0	0	0
Asian/Pacific Islander:	0	0	0	0	0	0	0	0
Hispanic:	0	0	0	0	0	0	0	0
Total:	0	0	0	0	0	0	0	0
Female-headed Households:	0		0		0			



U.S. Department of Housing and Urban Development
Office of Community Planning and Development
Integrated Disbursement and Information System
CDBG Activity Summary Report (GPR) for Program Year 2019
HENRICO COUNTY

Date: 08-Dec-2020

Time: 10:53


Page: 61

Income Category:

	Owner	Renter	Total	Person
Extremely Low	0	0	0	0
Low Mod	0	0	0	0
Moderate	0	0	0	0
Non Low Moderate	0	0	0	0
Total	0	0	0	0
Percent Low/Mod				

Annual Accomplishments

No data returned for this view. This might be because the applied filter excludes all data.



U.S. Department of Housing and Urban Development
 Office of Community Planning and Development
 Integrated Disbursement and Information System
 CDBG Activity Summary Report (GPR) for Program Year 2019
 HENRICO COUNTY

Date: 08-Dec-2020
 Time: 10:53
 Page: 62

PGM Year: 2019
Project: 0019 - CV-HOME Inc. Foreclosure Prevention Program
IDIS Activity: 1322 - HOME Inc. Foreclosure Prevention Program CDBG-CV

Status: Open
Location: 626 E Broad St Ste 400 Suite 400 Richmond, VA 23219-1890
Objective: Provide decent affordable housing
Outcome: Affordability
Matrix Code: Housing Counseling only, under 24 CFR 5.100 (05U)
National Objective: LMC

Initial Funding Date: 06/12/2020

Description:

Provide funds for counseling and financial education for homeowners impacted by coronavirus to avoid foreclosure.

Financing

	Fund Type	Grant Year	Grant	Funded Amount	Drawn In Program Year	Drawn Thru Program Year
CDBG	EN	2020	B20UW510003	\$30,000.00	\$0.00	\$0.00
Total	Total			\$30,000.00	\$0.00	\$0.00

Proposed Accomplishments

People (General) : 25

Actual Accomplishments

Number assisted:

	Owner		Renter		Total		Person	
	Total	Hispanic	Total	Hispanic	Total	Hispanic	Total	Hispanic
White:	0	0	0	0	0	0		0
Black/African American:	0	0	0	0	0	0	0	0
Asian:	0	0	0	0	0	0	0	0
American Indian/Alaskan Native:	0	0	0	0	0	0	0	0
Native Hawaiian/Other Pacific Islander:	0	0	0	0	0	0	0	0
American Indian/Alaskan Native & White:	0	0	0	0	0	0	0	0
Asian White:	0	0	0	0	0	0	0	0
Black/African American & White:	0	0	0	0	0	0	0	0
American Indian/Alaskan Native & Black/African American:	0	0	0	0	0	0	0	0
Other multi-racial:	0	0	0	0	0	0	0	0
Asian/Pacific Islander:	0	0	0	0	0	0	0	0
Hispanic:	0	0	0	0	0	0	0	0
Total:	0	0	0	0	0	0	0	0
Female-headed Households:	0		0		0			



U.S. Department of Housing and Urban Development
Office of Community Planning and Development
Integrated Disbursement and Information System
CDBG Activity Summary Report (GPR) for Program Year 2019
HENRICO COUNTY

Date: 08-Dec-2020

Time: 10:53

Page: 63

Income Category:

	Owner	Renter	Total	Person
Extremely Low	0	0	0	0
Low Mod	0	0	0	0
Moderate	0	0	0	0
Non Low Moderate	0	0	0	0
Total	0	0	0	0
Percent Low/Mod				

Annual Accomplishments

No data returned for this view. This might be because the applied filter excludes all data.



U.S. Department of Housing and Urban Development
 Office of Community Planning and Development
 Integrated Disbursement and Information System
 CDBG Activity Summary Report (GPR) for Program Year 2019
 HENRICO COUNTY

Date: 08-Dec-2020
 Time: 10:53
 Page: 64

PGM Year: 2019
Project: 0020 - CV-HAMHDS Homelessness Prevention
IDIS Activity: 1323 - HAMHDS Homelessness Prevention CDBG-CV

Status: Open
Location: 10299 Woodman Rd Glen Allen, VA 23060-4419
Objective: Provide decent affordable housing
Outcome: Affordability
Matrix Code: Subsistence Payment (05Q) **National Objective:** LMC

Initial Funding Date: 06/12/2020

Description:
 Provide funds for rental utility assistance or hotel vouchers to HAMHDS clients who are facing eviction due to coronavirus.

Financing

	Fund Type	Grant Year	Grant	Funded Amount	Drawn In Program Year	Drawn Thru Program Year
CDBG	EN	2020	B20UW510003	\$50,000.00	\$937.53	\$937.53
Total	Total			\$50,000.00	\$937.53	\$937.53


Proposed Accomplishments

People (General) : 25

Actual Accomplishments

Number assisted:

	Owner		Renter		Total		Person	
	Total	Hispanic	Total	Hispanic	Total	Hispanic	Total	Hispanic
White:	0	0	0	0	0	0		0
Black/African American:	0	0	0	0	0	0	0	0
Asian:	0	0	0	0	0	0	0	0
American Indian/Alaskan Native:	0	0	0	0	0	0	0	0
Native Hawaiian/Other Pacific Islander:	0	0	0	0	0	0	0	0
American Indian/Alaskan Native & White:	0	0	0	0	0	0	0	0
Asian White:	0	0	0	0	0	0	0	0
Black/African American & White:	0	0	0	0	0	0	0	0
American Indian/Alaskan Native & Black/African American:	0	0	0	0	0	0	0	0
Other multi-racial:	0	0	0	0	0	0	0	0
Asian/Pacific Islander:	0	0	0	0	0	0	0	0
Hispanic:	0	0	0	0	0	0	0	0
Total:	0	0	0	0	0	0	0	0
Female-headed Households:	0		0		0			



U.S. Department of Housing and Urban Development
Office of Community Planning and Development
Integrated Disbursement and Information System
CDBG Activity Summary Report (GPR) for Program Year 2019
HENRICO COUNTY

Date: 08-Dec-2020

Time: 10:53


Page: 65

Income Category:

	Owner	Renter	Total	Person
Extremely Low	0	0	0	0
Low Mod	0	0	0	0
Moderate	0	0	0	0
Non Low Moderate	0	0	0	0
Total	0	0	0	0
Percent Low/Mod				

Annual Accomplishments

Years	Accomplishment Narrative	# Benefiting
2019		



U.S. Department of Housing and Urban Development
 Office of Community Planning and Development
 Integrated Disbursement and Information System
 CDBG Activity Summary Report (GPR) for Program Year 2019
 HENRICO COUNTY

Date: 08-Dec-2020
 Time: 10:53
 Page: 66

PGM Year: 2019
Project: 0021 - CV-Henrico Social Services Recovery Rental Assistance (CDBG)
IDIS Activity: 1324 - Henrico Social Services Rental Assistance CDBG-CV

Status: Open
Location: 8600 Dixon Powers Dr Henrico, VA 23228-2735
Objective: Provide decent affordable housing
Outcome: Affordability
Matrix Code: Subsistence Payment (05Q) **National Objective:** LMC

Initial Funding Date: 06/12/2020

Description:
 Provides funds to Henrico Social Services to provide emergency rental/utility assistance to Henrico residents who need assistance due to coronavirus.

Financing

	Fund Type	Grant Year	Grant	Funded Amount	Drawn In Program Year	Drawn Thru Program Year
CDBG	EN	2020	B20UW510003	\$240,000.00	\$0.00	\$0.00
Total	Total			\$240,000.00	\$0.00	\$0.00


Proposed Accomplishments

People (General) : 200

Actual Accomplishments

Number assisted:

	Owner		Renter		Total		Person	
	Total	Hispanic	Total	Hispanic	Total	Hispanic	Total	Hispanic
White:	0	0	0	0	0	0		0
Black/African American:	0	0	0	0	0	0	0	0
Asian:	0	0	0	0	0	0	0	0
American Indian/Alaskan Native:	0	0	0	0	0	0	0	0
Native Hawaiian/Other Pacific Islander:	0	0	0	0	0	0	0	0
American Indian/Alaskan Native & White:	0	0	0	0	0	0	0	0
Asian White:	0	0	0	0	0	0	0	0
Black/African American & White:	0	0	0	0	0	0	0	0
American Indian/Alaskan Native & Black/African American:	0	0	0	0	0	0	0	0
Other multi-racial:	0	0	0	0	0	0	0	0
Asian/Pacific Islander:	0	0	0	0	0	0	0	0
Hispanic:	0	0	0	0	0	0	0	0
Total:	0	0	0	0	0	0	0	0
Female-headed Households:	0		0		0			



U.S. Department of Housing and Urban Development
Office of Community Planning and Development
Integrated Disbursement and Information System
CDBG Activity Summary Report (GPR) for Program Year 2019
HENRICO COUNTY

Date: 08-Dec-2020

Time: 10:53


Page: 67

Income Category:

	Owner	Renter	Total	Person
Extremely Low	0	0	0	0
Low Mod	0	0	0	0
Moderate	0	0	0	0
Non Low Moderate	0	0	0	0
Total	0	0	0	0
Percent Low/Mod				

Annual Accomplishments

No data returned for this view. This might be because the applied filter excludes all data.



U.S. Department of Housing and Urban Development
 Office of Community Planning and Development
 Integrated Disbursement and Information System
 CDBG Activity Summary Report (GPR) for Program Year 2019
 HENRICO COUNTY

Date: 08-Dec-2020
 Time: 10:53
 Page: 68

PGM Year: 2019
Project: 0023 - CV-Commonwealth Catholic Charities COVID-19 Crisis Counseling
IDIS Activity: 1325 - Commonwealth Catholic Charities Crisis Counseling CDBG-CV

Status: Open **Objective:** Create suitable living environments
Location: 1601 Rolling Hills Dr Richmond, VA 23229-5011 **Outcome:** Availability/accessibility
Matrix Code: Mental Health Services (050) **National Objective:** LMC

Initial Funding Date: 06/12/2020

Description:
 Provide funds for group counseling in anger management and mental health issues in order to prevent domestic violence.

Financing

	Fund Type	Grant Year	Grant	Funded Amount	Drawn In Program Year	Drawn Thru Program Year
CDBG	EN	2020	B20UW510003	\$25,000.00	\$1,020.00	\$1,020.00
Total	Total			\$25,000.00	\$1,020.00	\$1,020.00

Proposed Accomplishments

People (General) : 80

Actual Accomplishments

Number assisted:

	Owner		Renter		Total		Person	
	Total	Hispanic	Total	Hispanic	Total	Hispanic	Total	Hispanic
White:	0	0	0	0	0	0		0
Black/African American:	0	0	0	0	0	0	0	0
Asian:	0	0	0	0	0	0	0	0
American Indian/Alaskan Native:	0	0	0	0	0	0	0	0
Native Hawaiian/Other Pacific Islander:	0	0	0	0	0	0	0	0
American Indian/Alaskan Native & White:	0	0	0	0	0	0	0	0
Asian White:	0	0	0	0	0	0	0	0
Black/African American & White:	0	0	0	0	0	0	0	0
American Indian/Alaskan Native & Black/African American:	0	0	0	0	0	0	0	0
Other multi-racial:	0	0	0	0	0	0	0	0
Asian/Pacific Islander:	0	0	0	0	0	0	0	0
Hispanic:	0	0	0	0	0	0	0	0
Total:	0	0	0	0	0	0	0	0
Female-headed Households:	0		0		0			



U.S. Department of Housing and Urban Development
Office of Community Planning and Development
Integrated Disbursement and Information System
CDBG Activity Summary Report (GPR) for Program Year 2019
HENRICO COUNTY

Date: 08-Dec-2020

Time: 10:53

Page: 69

Income Category:

	Owner	Renter	Total	Person
Extremely Low	0	0	0	0
Low Mod	0	0	0	0
Moderate	0	0	0	0
Non Low Moderate	0	0	0	0
Total	0	0	0	0
Percent Low/Mod				

Annual Accomplishments

No data returned for this view. This might be because the applied filter excludes all data.



U.S. Department of Housing and Urban Development
 Office of Community Planning and Development
 Integrated Disbursement and Information System
 CDBG Activity Summary Report (GPR) for Program Year 2019
 HENRICO COUNTY

Date: 08-Dec-2020
 Time: 10:53
 Page: 70

PGM Year: 2019
Project: 0025 - CV-Safe Harbor Food Pantry
IDIS Activity: 1327 - Safe Harbor Food Pantry CDBG-CV

Status: Open
Location: 2006 Breomo Rd Ste 201 Suite 201 Richmond, VA 23226-2438
Objective: Create suitable living environments
Outcome: Availability/accessibility
Matrix Code: Food Banks (05W) **National Objective:** LMC

Initial Funding Date: 06/12/2020

Description:

Provide funds for bulk purchase of food, hygiene ,and cleaning products for victims of domestic violence.

Financing

	Fund Type	Grant Year	Grant	Funded Amount	Drawn In Program Year	Drawn Thru Program Year
CDBG	EN	2020	B20UW510003	\$10,000.00	\$0.00	\$0.00
Total	Total			\$10,000.00	\$0.00	\$0.00

Proposed Accomplishments

People (General) : 400

Actual Accomplishments

Number assisted:

	Owner		Renter		Total		Person	
	Total	Hispanic	Total	Hispanic	Total	Hispanic	Total	Hispanic
White:	0	0	0	0	0	0		0
Black/African American:	0	0	0	0	0	0	0	0
Asian:	0	0	0	0	0	0	0	0
American Indian/Alaskan Native:	0	0	0	0	0	0	0	0
Native Hawaiian/Other Pacific Islander:	0	0	0	0	0	0	0	0
American Indian/Alaskan Native & White:	0	0	0	0	0	0	0	0
Asian White:	0	0	0	0	0	0	0	0
Black/African American & White:	0	0	0	0	0	0	0	0
American Indian/Alaskan Native & Black/African American:	0	0	0	0	0	0	0	0
Other multi-racial:	0	0	0	0	0	0	0	0
Asian/Pacific Islander:	0	0	0	0	0	0	0	0
Hispanic:	0	0	0	0	0	0	0	0
Total:	0	0	0	0	0	0	0	0
Female-headed Households:	0		0		0			



U.S. Department of Housing and Urban Development
Office of Community Planning and Development
Integrated Disbursement and Information System
CDBG Activity Summary Report (GPR) for Program Year 2019
HENRICO COUNTY

Date: 08-Dec-2020

Time: 10:53

Page: 71

Income Category:

	Owner	Renter	Total	Person
Extremely Low	0	0	0	0
Low Mod	0	0	0	0
Moderate	0	0	0	0
Non Low Moderate	0	0	0	0
Total	0	0	0	0
Percent Low/Mod				

Annual Accomplishments

No data returned for this view. This might be because the applied filter excludes all data.



U.S. Department of Housing and Urban Development
 Office of Community Planning and Development
 Integrated Disbursement and Information System
 CDBG Activity Summary Report (GPR) for Program Year 2019
 HENRICO COUNTY

Date: 08-Dec-2020
 Time: 10:53
 Page: 72

PGM Year: 2019
Project: 0026 - CV- St. Josephs Villa Mobile Grocery Delivery Program
IDIS Activity: 1328 - St. Joseph's Villa Grocery Delivery Program CDBG-CV

Status: Open
Location: 8000 Brook Rd Richmond, VA 23227-1306

Objective: Create suitable living environments
Outcome: Availability/accessibility
Matrix Code: Food Banks (05W)

National Objective: LMC

Initial Funding Date: 06/12/2020

Description:
 Provides funds for delivery of food pantry items to households.

Financing

	Fund Type	Grant Year	Grant	Funded Amount	Drawn In Program Year	Drawn Thru Program Year
CDBG	EN	2020	B20UW510003	\$15,000.00	\$0.00	\$0.00
Total	Total			\$15,000.00	\$0.00	\$0.00


Proposed Accomplishments

People (General) : 100

Actual Accomplishments

Number assisted:

	Owner		Renter		Total		Person	
	Total	Hispanic	Total	Hispanic	Total	Hispanic	Total	Hispanic
White:	0	0	0	0	0	0		0
Black/African American:	0	0	0	0	0	0	0	0
Asian:	0	0	0	0	0	0	0	0
American Indian/Alaskan Native:	0	0	0	0	0	0	0	0
Native Hawaiian/Other Pacific Islander:	0	0	0	0	0	0	0	0
American Indian/Alaskan Native & White:	0	0	0	0	0	0	0	0
Asian White:	0	0	0	0	0	0	0	0
Black/African American & White:	0	0	0	0	0	0	0	0
American Indian/Alaskan Native & Black/African American:	0	0	0	0	0	0	0	0
Other multi-racial:	0	0	0	0	0	0	0	0
Asian/Pacific Islander:	0	0	0	0	0	0	0	0
Hispanic:	0	0	0	0	0	0	0	0
Total:	0	0	0	0	0	0	0	0
Female-headed Households:	0		0		0			



U.S. Department of Housing and Urban Development
Office of Community Planning and Development
Integrated Disbursement and Information System
CDBG Activity Summary Report (GPR) for Program Year 2019
HENRICO COUNTY

Date: 08-Dec-2020

Time: 10:53

Page: 73

Income Category:

	Owner	Renter	Total	Person
Extremely Low	0	0	0	0
Low Mod	0	0	0	0
Moderate	0	0	0	0
Non Low Moderate	0	0	0	0
Total	0	0	0	0
Percent Low/Mod				

Annual Accomplishments

No data returned for this view. This might be because the applied filter excludes all data.



U.S. Department of Housing and Urban Development
 Office of Community Planning and Development
 Integrated Disbursement and Information System
 CDBG Activity Summary Report (GPR) for Program Year 2019
 HENRICO COUNTY

Date: 08-Dec-2020
 Time: 10:53
 Page: 74

PGM Year: 2019
Project: 0028 - CV-Program Administration (CDBG)
IDIS Activity: 1329 - CDBG-CV Program Administration

Status: Open
Location: ,
Objective:
Outcome:
Matrix Code: General Program Administration (21A) **National Objective:**

Initial Funding Date: 06/12/2020

Description:
 Provides funds for administration of CDBG-CV programs by Henrico Community Revitalization, Mental Health, and/or Social Services.

Financing

	Fund Type	Grant Year	Grant	Funded Amount	Drawn In Program Year	Drawn Thru Program Year
CDBG	EN	2020	B20UW510003	\$46,678.00	\$1,190.40	\$1,190.40
Total	Total			\$46,678.00	\$1,190.40	\$1,190.40

Proposed Accomplishments

Actual Accomplishments

<i>Number assisted:</i>	Owner		Renter		Total		Person	
	Total	Hispanic	Total	Hispanic	Total	Hispanic	Total	Hispanic
White:					0	0		
Black/African American:					0	0		
Asian:					0	0		
American Indian/Alaskan Native:					0	0		
Native Hawaiian/Other Pacific Islander:					0	0		
American Indian/Alaskan Native & White:					0	0		
Asian White:					0	0		
Black/African American & White:					0	0		
American Indian/Alaskan Native & Black/African American:					0	0		
Other multi-racial:					0	0		
Asian/Pacific Islander:					0	0		
Hispanic:					0	0		
Total:	0	0	0	0	0	0	0	0
Female-headed Households:					0			

Income Category:

Owner Renter Total Person



U.S. Department of Housing and Urban Development
Office of Community Planning and Development
Integrated Disbursement and Information System
CDBG Activity Summary Report (GPR) for Program Year 2019
HENRICO COUNTY

Date: 08-Dec-2020

Time: 10:53

Page: 75

Extremely Low			0	
Low Mod			0	
Moderate			0	
Non Low Moderate			0	
Total	0	0	0	0
Percent Low/Mod				

Annual Accomplishments

No data returned for this view. This might be because the applied filter excludes all data.



U.S. Department of Housing and Urban Development
Office of Community Planning and Development
Integrated Disbursement and Information System
CDBG Activity Summary Report (GPR) for Program Year 2019
HENRICO COUNTY

Date: 08-Dec-2020

Time: 10:53

Page: 77

Income Category:

	Owner	Renter	Total	Person
Extremely Low	0	0	0	0
Low Mod	0	0	0	0
Moderate	0	0	0	0
Non Low Moderate	0	0	0	0
Total	0	0	0	0
Percent Low/Mod				

Annual Accomplishments

No data returned for this view. This might be because the applied filter excludes all data.



U.S. Department of Housing and Urban Development
 Office of Community Planning and Development
 Integrated Disbursement and Information System
 CDBG Activity Summary Report (GPR) for Program Year 2019
 HENRICO COUNTY

Date: 08-Dec-2020
 Time: 10:53
 Page: 78

PGM Year: 2019
Project: 0006 - project:HOMES - Homeowner Rehabilitation Program
IDIS Activity: 1357 - 101 N Ivy Avenue - Rehab

Status: Completed 10/26/2020 12:00:00 AM
Location: 101 N Ivy Ave Highland Springs, VA 23075-1861
Objective: Provide decent affordable housing
Outcome: Affordability
Matrix Code: Rehab; Single-Unit Residential (14A) **National Objective:** LMH

Initial Funding Date: 09/25/2020

Description:
 provides funding for rehabilitation of owner occupied dwelling.

Financing

	Fund Type	Grant Year	Grant	Funded Amount	Drawn In Program Year	Drawn Thru Program Year
CDBG	EN	2019	B19UC510003	\$9,042.00	\$9,042.00	\$9,042.00
Total	Total			\$9,042.00	\$9,042.00	\$9,042.00

Proposed Accomplishments

Housing Units : 1

Actual Accomplishments

Number assisted:

	Owner		Renter		Total		Person	
	Total	Hispanic	Total	Hispanic	Total	Hispanic	Total	Hispanic
White:	0	0	0	0	0	0		0
Black/African American:	1	0	0	0	1	0	0	0
Asian:	0	0	0	0	0	0	0	0
American Indian/Alaskan Native:	0	0	0	0	0	0	0	0
Native Hawaiian/Other Pacific Islander:	0	0	0	0	0	0	0	0
American Indian/Alaskan Native & White:	0	0	0	0	0	0	0	0
Asian White:	0	0	0	0	0	0	0	0
Black/African American & White:	0	0	0	0	0	0	0	0
American Indian/Alaskan Native & Black/African American:	0	0	0	0	0	0	0	0
Other multi-racial:	0	0	0	0	0	0	0	0
Asian/Pacific Islander:	0	0	0	0	0	0	0	0
Hispanic:	0	0	0	0	0	0	0	0
Total:	1	0	0	0	1	0	0	0
Female-headed Households:	0		0		0			



U.S. Department of Housing and Urban Development
Office of Community Planning and Development
Integrated Disbursement and Information System
CDBG Activity Summary Report (GPR) for Program Year 2019
HENRICO COUNTY

Date: 08-Dec-2020

Time: 10:53

Page: 79

Income Category:

	Owner	Renter	Total	Person
Extremely Low	0	0	0	0
Low Mod	1	0	1	0
Moderate	0	0	0	0
Non Low Moderate	0	0	0	0
Total	1	0	1	0
Percent Low/Mod	100.0%		100.0%	

Annual Accomplishments

Years	Accomplishment Narrative	# Benefiting
2019		



U.S. Department of Housing and Urban Development
Office of Community Planning and Development
Integrated Disbursement and Information System
CDBG Activity Summary Report (GPR) for Program Year 2019
HENRICO COUNTY

Date: 08-Dec-2020

Time: 10:53

Page: 80

Total Funded Amount:	\$3,085,864.17
Total Drawn Thru Program Year:	\$1,520,384.20
Total Drawn In Program Year:	\$1,422,314.16

U.S. Department of Housing and Urban Development
Office of Community Planning and Development
Integrated Disbursement and Information System
Home Matching Liability Report

DATE: 12-08-20
TIME: 10:57
PAGE: 1

HENRICO COUNTY, VA

Fiscal Year	Match Percent	Total Disbursements	Disbursements Requiring Match	Match Liability Amount
1998	25.0%	\$195,579.72	\$174,250.00	\$43,562.50
1999	25.0%	\$454,150.96	\$432,387.26	\$108,096.81
2000	25.0%	\$766,498.55	\$734,301.25	\$183,575.31
2001	25.0%	\$564,435.07	\$496,999.00	\$124,249.75
2002	25.0%	\$878,548.68	\$838,571.22	\$209,642.80
2003	25.0%	\$435,371.93	\$389,294.00	\$97,323.50
2004	0.0%	\$902,792.69	\$0.00	\$0.00
2005	25.0%	\$985,158.21	\$925,857.37	\$231,464.34
2006	25.0%	\$563,104.09	\$507,064.24	\$126,766.06
2007	25.0%	\$906,419.08	\$837,036.30	\$209,259.07
2008	25.0%	\$1,003,639.75	\$944,248.09	\$236,062.02
2009	25.0%	\$902,722.09	\$799,277.00	\$199,819.25
2010	25.0%	\$947,570.26	\$847,097.59	\$211,774.39
2011	25.0%	\$1,052,178.62	\$966,607.00	\$241,651.75
2012	25.0%	\$900,467.11	\$813,811.89	\$203,452.97
2013	25.0%	\$589,330.44	\$528,443.50	\$132,110.87
2014	25.0%	\$743,134.33	\$682,395.80	\$170,598.95

U.S. Department of Housing and Urban Development
Office of Community Planning and Development
Integrated Disbursement and Information System
Home Matching Liability Report

2015	25.0%	\$618,325.14	\$559,832.50	\$139,958.12
2016	25.0%	\$604,877.07	\$545,599.82	\$136,399.95
2017	25.0%	\$686,995.69	\$626,550.30	\$156,637.57
2018	25.0%	\$828,772.38	\$754,660.39	\$188,665.09
2019	25.0%	\$871,901.71	\$796,307.00	\$199,076.75

U.S. DEPARTMENT OF HOUSING AND
URBAN DEVELOPMENT
OFFICE OF COMMUNITY PLANNING AND
DEVELOPMENT

DATE: 12/8/2020
TIME: 10:58:43 AM
PAGE: 1/4

PR06 - Summary of Consolidated Plan
Projects for Report Year

IDIS

Plan IDIS
Year Project **Project Title and Description**

2019 1	CDBG Administration	provides funds for the administration of the CDBG program.
2	HOME Program Administration	provide funds for the administration of the HOME program.
3	Commercial Assistance Program	provide funds for the administration of the Enterprise Zone program.
4	Enterprise Zone Design Assistance	provide design assistance services to existing businesses in the Enterprise Zone.
5	CONNECT Program	Provides support for an after-school program providing tutoring assistance and other services to children living in low-income communities.
6	project:HOMES - Homeowner Rehabilitation Program	provides moderate home rehabilitation to low-income homeowners who are elderly and/or disabled.
7	project:HOMES - Critical Home Repair Program	provides minor home repairs for low-and moderate-income homeowners.
8	HOME Inc. - Downpayment Assistance	provides down payment assistance to first-time, low- or moderate-income homebuyers.
9	Southside Community Development & Housing Corporation - Downpayment Assistance	provides down payment assistance to first-time, low- or moderate-income homebuyers.
10	CHDO Activities Rehab for Sale	provide funds to assist in the development of affordable housing to low-income, first-time homebuyers affordable housing created through either acquisition, rehab, and sale of existing vacant home or through new construction.
11	HOME Inc. - Fair Housing Outreach and Education	provide funds for fair housing education including seminars, brochure distribution and individual counseling.
12	Rebuilding Together of Richmond - Home Repair Program	Provide funds for home repairs to low-income homeowners.
13	Virginia Supportive Housing - Cool Lane Apartments	provides funds for adaptive reuse of a vacant former nursing home building into 86 supportive housing units.
14	Circle Center Adult Day Services - HVAC replacement	provides funding for capital improvements to a facility providing day care to low-income elderly and disabled adults.
15	Sandston Historic Area Survey	provides funding for historic district analysis and architectural surveys.
16	Commonwealth Catholic Charities - Homeless Prevention	provides funds for prevention of homeless.
17	ESG19 2019-20 ESG Program	provides funds for the 2019-2020 ESG program.
18	CV-OAR of Richmond Re-entry Program	Housing and other assistance to persons released from jail and prisons due to Coronavirus.
19	CV-HOME Inc. Foreclosure Prevention Program	Mortgage counseling for homeowners subject to foreclosure due to income loss caused by the coronavirus.
20	CV-HAMHDS Homelessness Prevention	Rental assistance for tenants subject to eviction due to income loss caused by the coronavirus.
21	CV-Henrico Social Services Recovery Rental Assistance (CDBG)	Rental Assistance for residential tenants subject to eviction due to income loss caused by the coronavirus. (CDBG-CV)
22	CV-Virginia LISC - Micro Enterprise Relief Program	Direct financial assistance to micro-enterprises facing closure due to revenue loss caused by the coronavirus
23	CV-Commonwealth Catholic Charities COVID-19 Crisis Counseling	Crisis Counseling focused on violence prevention related to mental health issues caused by the coronavirus.

U.S. DEPARTMENT OF HOUSING AND
URBAN DEVELOPMENT
OFFICE OF COMMUNITY PLANNING AND
DEVELOPMENT

DATE: 12/8/2020
TIME: 10:58:43 AM
PAGE: 2/4

PR06 - Summary of Consolidated Plan
Projects for Report Year

IDIS

Program	Project Estimate	Committed Amount	Amount Drawn Thru Report Year	Amount Available to Draw	Amount Drawn in Report Year
CDBG	\$255,000.00	\$220,020.08	\$220,020.08	\$0.00	\$220,020.08
HOME	\$85,000.00	\$77,510.33	\$74,481.34	\$3,028.99	\$74,481.34
CDBG	\$196,000.00	\$174,368.08	\$174,368.08	\$0.00	\$174,368.08
CDBG	\$20,000.00	\$20,500.00	\$20,500.00	\$0.00	\$20,500.00
CDBG	\$171,500.00	\$148,681.04	\$148,681.04	\$0.00	\$148,681.04
CDBG	\$121,542.00	\$121,542.00	\$121,542.00	\$0.00	\$121,542.00
HOME	\$506,609.00	\$507,316.00	\$453,260.00	\$54,056.00	\$453,260.00
CDBG	\$571,500.00	\$525,163.00	\$525,163.00	\$0.00	\$525,163.00
CDBG	\$27,500.00	\$22,000.00	\$22,000.00	\$0.00	\$22,000.00
HOME	\$125,000.00	\$82,353.00	\$82,353.00	\$0.00	\$82,353.00
CDBG	\$18,000.00	\$2,250.00	\$2,250.00	\$0.00	\$2,250.00
HOME	\$65,000.00	\$8,000.00	\$8,000.00	\$0.00	\$8,000.00
HOME	\$129,000.00	\$0.00	\$0.00	\$0.00	\$0.00
CDBG	\$15,000.00	\$15,000.00	\$6,747.41	\$8,252.59	\$6,747.41
CDBG	\$25,000.00	\$0.00	\$0.00	\$0.00	\$0.00
CDBG	\$250,000.00	\$0.00	\$0.00	\$0.00	\$0.00
CDBG	\$43,000.00	\$43,000.00	\$43,000.00	\$0.00	\$43,000.00
CDBG	\$26,500.00	\$56,500.00	\$25,921.95	\$30,578.05	\$25,921.95
CDBG	\$30,000.00	\$28,103.14	\$28,103.14	\$0.00	\$28,103.14
HESG	\$143,640.00	\$142,842.41	\$118,085.29	\$24,757.12	\$118,085.29
CDBG	\$40,000.00	\$40,000.00	\$717.74	\$39,282.26	\$717.74
CDBG	\$30,000.00	\$30,000.00	\$0.00	\$30,000.00	\$0.00
CDBG	\$50,000.00	\$50,000.00	\$937.53	\$49,062.47	\$937.53
CDBG	\$240,000.00	\$240,000.00	\$0.00	\$240,000.00	\$0.00
CDBG	\$300,000.00	\$300,000.00	\$0.00	\$300,000.00	\$0.00
CDBG	\$25,000.00	\$25,000.00	\$1,020.00	\$23,980.00	\$1,020.00

U.S. DEPARTMENT OF HOUSING AND
URBAN DEVELOPMENT
OFFICE OF COMMUNITY PLANNING AND
DEVELOPMENT
PR06 - Summary of Consolidated Plan
Projects for Report Year

DATE: 12/8/2020
TIME: 10:58:43 AM
PAGE: 3/4

IDIS

Plan IDIS
Year Project **Project Title and Description**

2019 24	CV-Henrico Health Department - COVID-19 Community-based Testing	COVID testing, masks, and other supplies for use and distribution in low-income communities.
25	CV-Safe Harbor Food Pantry	Replenishes food pantry due to increased demand and fewer donations. The food pantry serves victims of domestic violence.
26	CV- St. Josephs Villa Mobile Grocery Delivery Program	Delivery costs, cold storage, and food purchase for the food pantry program serving low-income households
27	CV-Public Services TBD	Other public services to be determined and allocated.
28	CV-Program Administration (CDBG)	Administration of CDBG-CV funds.

U.S. DEPARTMENT OF HOUSING AND
 URBAN DEVELOPMENT
 OFFICE OF COMMUNITY PLANNING AND
 DEVELOPMENT
 PR06 - Summary of Consolidated Plan
 Projects for Report Year

DATE: 12/8/2020
 TIME: 10:58:43 AM
 PAGE: 4/4

IDIS

Program	Project Estimate	Committed Amount	Amount Drawn Thru Report Year	Amount Available to Draw	Amount Drawn in Report Year
CDBG	\$101,000.00	\$0.00	\$0.00	\$0.00	\$0.00
CDBG	\$10,000.00	\$10,000.00	\$0.00	\$10,000.00	\$0.00
CDBG	\$15,000.00	\$15,000.00	\$0.00	\$15,000.00	\$0.00
CDBG	\$160,000.00	\$0.00	\$0.00	\$0.00	\$0.00
CDBG	\$46,678.00	\$46,678.00	\$1,190.40	\$45,487.60	\$1,190.40



U.S. Department of Housing and Urban Development
 Office of Community Planning and Development
 Integrated Disbursement and Information System
 HOME Summary of Accomplishments

DATE: 12-08-20
 TIME: 10:59
 PAGE: 1

Program Year: 2019
 Start Date 01-Oct-2019 - End Date 30-Sep-2020
 HENRICO COUNTY
 Home Disbursements and Unit Completions

Activity Type	Disbursed Amount	Units Completed	Units Occupied
First Time Homebuyers	\$223,989.78	11	11
Existing Homeowners	\$582,203.00	14	14
Total, Homebuyers and Homeowners	\$806,192.78	25	25
Grand Total	\$806,192.78	25	25

Home Unit Completions by Percent of Area Median Income

Activity Type						Units Completed	
	0% - 30%	31% - 50%	51% - 60%	61% - 80%	Total 0% - 60%	Total 0% - 80%	
First Time Homebuyers	0	2	5	4	7	11	
Existing Homeowners	2	9	0	3	11	14	
Total, Homebuyers and Homeowners	2	11	5	7	18	25	
Grand Total	2	11	5	7	18	25	



Program Year: 2019
Start Date 01-Oct-2019 - End Date 30-Sep-2020
HENRICO COUNTY

Home Unit Reported As Vacant

<u>Activity Type</u>	<u>Reported as Vacant</u>
First Time Homebuyers	0
Existing Homeowners	0
Total, Homebuyers and Homeowners	0
Grand Total	0



Program Year: 2019

Start Date 01-Oct-2019 - End Date 30-Sep-2020

HENRICO COUNTY

Home Unit Completions by Racial / Ethnic Category

	First Time Homebuyers		Existing Homeowners	
	Units Completed	Units Completed - Hispanics	Units Completed	Units Completed - Hispanics
White	0	0	4	0
Black/African American	11	0	10	0
Total	11	0	14	0

	Total, Homebuyers and Homeowners		Grand Total	
	Units Completed	Units Completed - Hispanics	Units Completed	Units Completed - Hispanics
White	4	0	4	0
Black/African American	21	0	21	0
Total	25	0	25	0



U.S. Department of Housing and Urban Development
 Office of Community Planning and Development
 Integrated Disbursement and Information System
 CDBG Summary of Accomplishments
 Program Year: 2019

DATE: 12-08-20
 TIME: 11:00
 PAGE: 1

HENRICO COUNTY

Count of CDBG Activities with Disbursements by Activity Group & Matrix Code

Activity Group	Activity Category	Open Count	Open Activities Disbursed	Completed Count	Completed Activities Disbursed	Program Year Count	Total Activities Disbursed
Economic Development	ED Technical Assistance (18B)	1	\$6,000.00	2	\$194,868.08	3	\$200,868.08
	Micro-Enterprise Assistance (18C)	1	\$0.00	0	\$0.00	1	\$0.00
	Total Economic Development	2	\$6,000.00	2	\$194,868.08	4	\$200,868.08
Housing	Housing Counseling, under 24 CFR 5.100, for Homeownership Assistance (13B) (13A)	0	\$0.00	2	\$24,250.00	2	\$24,250.00
	Rehab; Single-Unit Residential (14A)	0	\$0.00	5	\$593,454.00	5	\$593,454.00
	Rehabilitation Administration (14H)	0	\$0.00	9	\$112,500.00	9	\$112,500.00
	Total Housing	0	\$0.00	16	\$730,204.00	16	\$730,204.00
Public Facilities and Improvements	Senior Centers (03A)	0	\$0.00	1	\$43,000.00	1	\$43,000.00
	Street Improvements (03K)	1	\$0.00	0	\$0.00	1	\$0.00
	Total Public Facilities and Improvements	1	\$0.00	1	\$43,000.00	2	\$43,000.00
Public Services	Youth Services (05D)	0	\$0.00	1	\$148,681.04	1	\$148,681.04
	Substance Abuse Services (05F)	1	\$0.00	0	\$0.00	1	\$0.00
	Fair Housing Activities (if CDBG, then subject to 15% cap) (05J)	0	\$0.00	1	\$6,747.41	1	\$6,747.41
	Mental Health Services (05O)	1	\$1,020.00	0	\$0.00	1	\$1,020.00
	Subsistence Payment (05Q)	4	\$16,558.06	1	\$28,103.14	5	\$44,661.20
	Housing Counseling only, under 24 CFR 5.100 (05U)	1	\$0.00	0	\$0.00	1	\$0.00
	Food Banks (05W)	2	\$0.00	0	\$0.00	2	\$0.00
	Total Public Services	9	\$17,578.06	3	\$183,531.59	12	\$201,109.65
General Administration and Planning	Planning (20)	1	\$25,921.95	0	\$0.00	1	\$25,921.95
	General Program Administration (21A)	1	\$1,190.40	1	\$220,020.08	2	\$221,210.48
	Total General Administration and Planning	2	\$27,112.35	1	\$220,020.08	3	\$247,132.43
Grand Total		14	\$50,690.41	23	\$1,371,623.75	37	\$1,422,314.16



U.S. Department of Housing and Urban Development
 Office of Community Planning and Development
 Integrated Disbursement and Information System
 CDBG Summary of Accomplishments
 Program Year: 2019

DATE: 12-08-20
 TIME: 11:00
 PAGE: 2

HENRICO COUNTY

CDBG Sum of Actual Accomplishments by Activity Group and Accomplishment Type

Activity Group	Matrix Code	Accomplishment Type	Open Count	Completed Count	Program Year Totals
Economic Development	ED Technical Assistance (18B)	Jobs	7	6	13
	Micro-Enterprise Assistance (18C)	Business	0	0	0
	Total Economic Development		7	6	13
Housing	Housing Counseling, under 24 CFR 5.100, for Homeownership Assistance (13B) (13A)	Households	0	9	9
	Rehab; Single-Unit Residential (14A)	Housing Units	0	142	142
	Rehabilitation Administration (14H)	Housing Units	0	9	9
	Total Housing		0	160	160
Public Facilities and Improvements	Senior Centers (03A)	Public Facilities	0	152	152
	Street Improvements (03K)	Persons	0	0	0
	Total Public Facilities and Improvements		0	152	152
Public Services	Youth Services (05D)	Persons	0	112	112
	Substance Abuse Services (05F)	Persons	118	0	118
	Fair Housing Activities (if CDBG, then subject to 15% cap) (05J)	Persons	0	18	18
	Mental Health Services (05O)	Persons	0	0	0
	Subsistence Payment (05Q)	Persons	0	35	35
	Housing Counseling only, under 24 CFR 5.100 (05U)	Persons	0	0	0
	Food Banks (05W)	Persons	0	0	0
	Total Public Services		118	165	283
Grand Total		125	483	608	



HENRICO COUNTY

CDBG Beneficiaries by Racial / Ethnic Category

Housing-Non Housing	Race	Total Persons	Total Hispanic		Total Hispanic Households
			Persons	Total Households	
Housing	White	0	0	37	0
	Black/African American	0	0	127	0
	Asian	0	0	1	0
	Black/African American & White	0	0	1	0
	Total Housing	0	0	166	0
Non Housing	White	142	8	0	0
	Black/African American	282	2	0	0
	Asian	7	0	0	0
	American Indian/Alaskan Native	1	0	0	0
	Black/African American & White	9	0	0	0
	Amer. Indian/Alaskan Native & Black/African Amer.	1	0	0	0
	Other multi-racial	6	1	0	0
	Total Non Housing	448	11	0	0
Grand Total	White	142	8	37	0
	Black/African American	282	2	127	0
	Asian	7	0	1	0
	American Indian/Alaskan Native	1	0	0	0
	Black/African American & White	9	0	1	0
	Amer. Indian/Alaskan Native & Black/African Amer.	1	0	0	0
	Other multi-racial	6	1	0	0
	Total Grand Total	448	11	166	0



HENRICO COUNTY

CDBG Beneficiaries by Income Category

	Income Levels	Owner Occupied	Renter Occupied	Persons
Housing	Extremely Low (<=30%)	18	0	0
	Low (>30% and <=50%)	28	0	0
	Mod (>50% and <=80%)	37	0	0
	Total Low-Mod	83	0	0
	Non Low-Mod (>80%)	2	0	0
	Total Beneficiaries	85	0	0
Non Housing	Extremely Low (<=30%)	0	0	204
	Low (>30% and <=50%)	0	0	64
	Mod (>50% and <=80%)	0	0	30
	Total Low-Mod	0	0	298
	Non Low-Mod (>80%)	0	0	25
	Total Beneficiaries	0	0	323



HENRICO COUNTY, VA
 2019

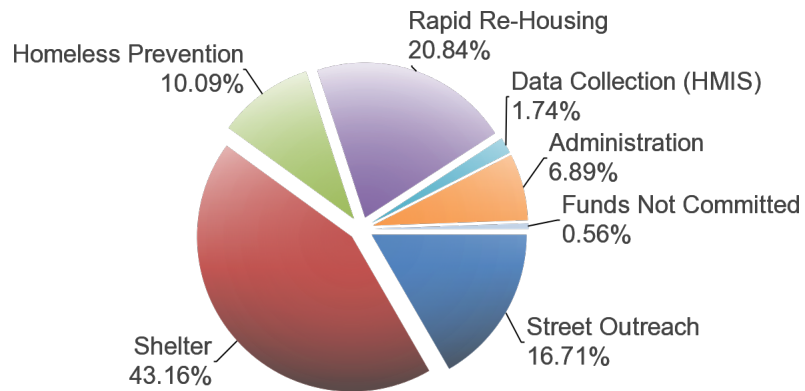
ESG Program Level Summary

Grant Number	Total Grant Amount	Total Funds Committed	Total Funds Available to Commit	% of Grant Funds Not Committed	Grant Funds Drawn	% of Grant Funds Drawn	Available to Draw	% Remaining to Draw
E19UC510003	\$143,640.00	\$142,842.41	\$797.59	0.56%	\$142,842.41	99.44%	\$797.59	0.56%

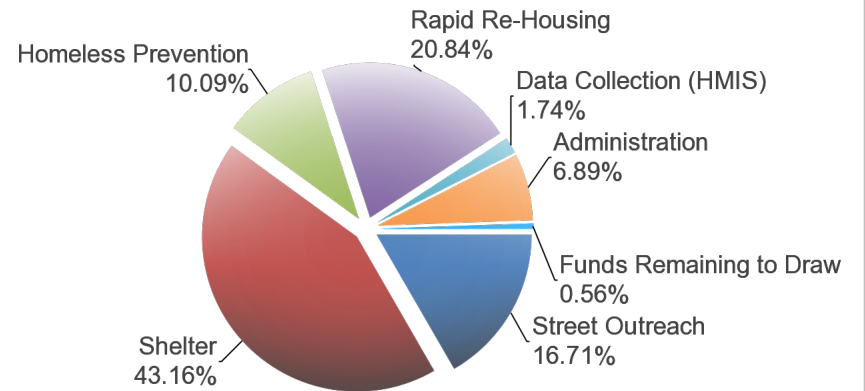
ESG Program Components

Activity Type	Total Committed to Activities	% of Grant Committed	Drawn Amount	% of Grant Drawn
Street Outreach	\$24,000.00	16.71%	\$24,000.00	16.71%
Shelter	\$62,000.00	43.16%	\$62,000.00	43.16%
Homeless Prevention	\$14,500.00	10.09%	\$14,500.00	10.09%
Rapid Re-Housing	\$29,940.00	20.84%	\$29,940.00	20.84%
Data Collection (HMIS)	\$2,500.00	1.74%	\$2,500.00	1.74%
Administration	\$9,902.41	6.89%	\$9,902.41	6.89%
Funds Not Committed	\$797.59	0.56%	\$0.00	0.00%
Funds Remaining to Draw	\$0.00	0.00%	\$797.59	0.56%
Total	\$143,640.00	100.00%	\$143,640.00	100.00%

Funds Committed



Funds Drawn



- Street Outreach
- Shelter
- Homeless Prevention
- Rapid Re-Housing
- Data Collection (HMIS)
- Administration
- Funds Not Committed
- Funds Remaining to Draw



U.S. Department of Housing and Urban Development
 Office of Community Planning and Development
 Integrated Disbursement and Information System
 PR91 - ESG Financial Summary

DATE: 12-08-20
 TIME: 11:04
 PAGE: 2

HENRICO COUNTY, VA
 2019

24-Month Grant Expenditure Deadline

All of the recipient's grant must be expended for eligible activity costs within 24 months after the date HUD signs the grant agreement with the recipient. Expenditure means either an actual cash disbursement for a direct charge for a good or service or an indirect cost or the accrual of a direct charge for a good or service or an indirect cost. This report uses draws in IDIS to measure expenditures. HUD allocated Fiscal Year 2011 ESG funds in two allocations. For FY2011, this Obligation Date is the date of the first allocation. This report does not list the Obligation Date, does not calculate the Expenditure Deadline, and does not track the Days Remaining for the FY 2011 second allocation.

Grant Amount: \$143,640.00

Grant Number	Draws to Date	HUD Obligation Date	Expenditure Deadline	Days Remaining to Meet Requirement Date	Expenditures Required
E19UC510003	\$142,842.41	09/04/2019	09/04/2021	270	\$797.59

60% Cap on Emergency Shelter and Street Outreach

The cap refers to the total amount of the recipient's fiscal year grant, allowed for emergency shelter and street outreach activities, is capped at 60 percent. This amount cannot exceed the greater of: (1) 60% of the overall grant for the year; or, (2) the amount of Fiscal Year 2010 ESG funds committed for homeless assistance activities. (Note: the HESG-CV grants are currently exempt from the 60% funding cap restrictions.)

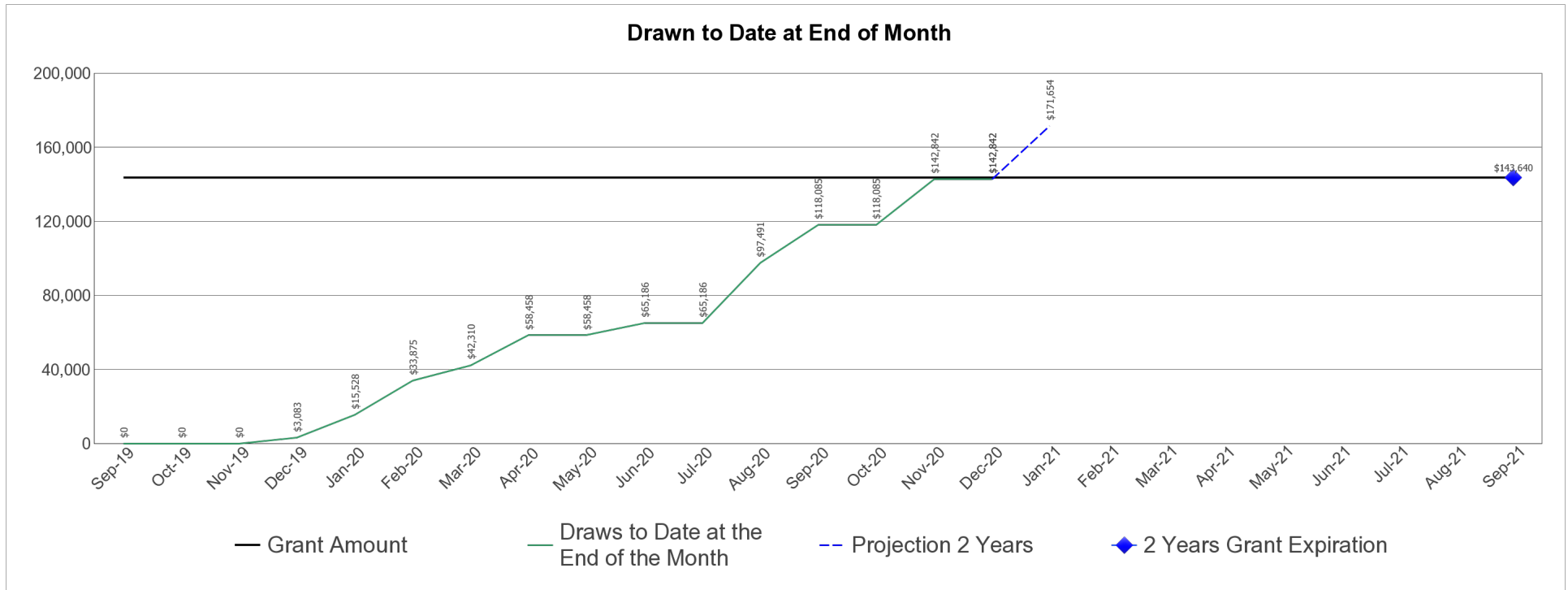
Amount Committed to Shelter	Amount Committed to Street Outreach	Total Amount Committed to Shelter and Street Outreach	% Committed to Shelter and Street Outreach	2010 Funds Committed to Homeless Assistance Activities	Total Drawn for Shelter and Street Outreach	% Drawn for Shelter and Street Outreach
\$62,000.00	\$24,000.00	\$86,000.00	59.87%		\$86,000.00	59.87%



HENRICO COUNTY, VA
 2019

ESG Draws By Month (at the total grant level):

Grant Amount: 143,640.00



ESG Draws By Quarter (at the total grant level):

Quarter End Date	Draws for the Quarter	Draws to Date at the End of the Quarter	% Drawn for the Quarter	% Drawn to Date at End of Quarter
09/30/2019	\$0.00	\$0.00	0.00%	0.00%
12/31/2019	\$3,082.93	\$3,082.93	2.15%	2.15%
03/31/2020	\$39,227.48	\$42,310.41	27.31%	29.46%
06/30/2020	\$22,875.22	\$65,185.63	15.93%	45.38%
09/30/2020	\$52,899.66	\$118,085.29	36.83%	82.21%
12/31/2020	\$24,757.12	\$142,842.41	17.24%	99.44%



U.S. Department of Housing and Urban Development
 Office of Community Planning and Development
 Integrated Disbursement and Information System
 PR91 - ESG Financial Summary

DATE: 12-08-20
 TIME: 11:04
 PAGE: 4

HENRICO COUNTY, VA
 2019

ESG Subrecipient Commitments and Draws by Activity Category :

Subrecipient	Activity Type	Committed	Drawn
HENRICO COUNTY	Administration	\$9,902.41	\$9,902.41
	Total	\$9,902.41	\$9,902.41
	Total Remaining to be Drawn	\$0.00	\$0.00
	Percentage Remaining to be Drawn	\$0.00	0.00%
HOMEWARD	Data Collection (HMIS)	\$2,500.00	\$2,500.00
	Total	\$2,500.00	\$2,500.00
	Total Remaining to be Drawn	\$0.00	\$0.00
	Percentage Remaining to be Drawn	\$0.00	0.00%
CARITAS	Shelter	\$20,000.00	\$20,000.00
	Total	\$20,000.00	\$20,000.00
	Total Remaining to be Drawn	\$0.00	\$0.00
	Percentage Remaining to be Drawn	\$0.00	0.00%
HOMEAGAIN	Rapid Re-Housing	\$29,940.00	\$29,940.00
	Total	\$29,940.00	\$29,940.00
	Total Remaining to be Drawn	\$0.00	\$0.00
	Percentage Remaining to be Drawn	\$0.00	0.00%
YWCA	Homeless Prevention	\$14,500.00	\$14,500.00
	Total	\$14,500.00	\$14,500.00
	Total Remaining to be Drawn	\$0.00	\$0.00
	Percentage Remaining to be Drawn	\$0.00	0.00%
Commonwealth Catholic Charities	Street Outreach	\$24,000.00	\$24,000.00
	Total	\$24,000.00	\$24,000.00
	Total Remaining to be Drawn	\$0.00	\$0.00
	Percentage Remaining to be Drawn	\$0.00	0.00%
Housing Families First	Shelter	\$42,000.00	\$42,000.00
	Total	\$42,000.00	\$42,000.00
	Total Remaining to be Drawn	\$0.00	\$0.00
	Percentage Remaining to be Drawn	\$0.00	0.00%



U.S. Department of Housing and Urban Development
Office of Community Planning and Development
Integrated Disbursement and Information System
PR91 - ESG Financial Summary

DATE: 12-08-20
TIME: 11:04
PAGE: 5

HENRICO COUNTY, VA
2019

ESG Subrecipients by Activity Category

Activity Type	Subrecipient
Street Outreach	Commonwealth Catholic Charities
Shelter	CARITAS
	Housing Families First
Homeless Prevention	YWCA
Rapid Re-Housing	HOMEAGAIN
Data Collection (HMIS)	HOMEWARD
Administration	HENRICO COUNTY



HUD ESG CAPER FY2020

Grant: **ESG: Henrico County - VA - Report** Type: **CAPER**

Report Date Range

10/1/2019 to 9/30/2020

Q01a. Contact Information

First name	Scott
Middle name	
Last name	Carter
Suffix	
Title	
Street Address 1	4905 Dickens Rd., Suite 200
Street Address 2	
City	Henrico
State	Virginia
ZIP Code	23230-1953
E-mail Address	car80@henrico.us
Phone Number	(804)501-7612
Extension	
Fax Number	(804)501-7630

Q01b. Grant Information

As of 11/6/2020

Fiscal Year	Grant Number	Current Authorized Amount	Total Drawn	Balance	Obligation Date	Expenditure Deadline
2020						
2019	E19UC510003	\$143,640.00	\$118,085.29	\$25,554.71	9/4/2019	9/4/2021
2018	E18UC510003	\$138,560.00	\$138,560.00	\$0	8/29/2018	8/29/2020
2017	E17UC510003	\$138,518.00	\$138,518.00	\$0	9/12/2017	9/12/2019
2016	E16UC510003	\$141,855.00	\$141,855.00	\$0	8/3/2016	8/3/2018
2015	E15UC510003	\$139,425.00	\$139,425.00	\$0	9/30/2015	9/30/2017
2014	E14UC510004	\$126,171.00	\$126,171.00	\$0	10/18/2014	10/18/2016
2013						
2012						
2011						
Total		\$828,169.00	\$802,614.29	\$25,554.71		

ESG Information from IDIS

CAPER reporting includes funds used from fiscal year:

2019

Project types carried out during the program year

Enter the number of each type of projects funded through ESG during this program year.

Street Outreach	1
Emergency Shelter	2
Transitional Housing (grandfathered under ES)	0
Day Shelter (funded under ES)	0
Rapid Re-Housing	1
Homelessness Prevention	1

Q01c. Additional Information

HMIS

Comparable Database

Are 100% of the project(s) funded through ESG, which are allowed to use HMIS, entering data into HMIS?	Yes
Have all of the projects entered data into Sage via a CSV - CAPER Report upload?	Yes
Are 100% of the project(s) funded through ESG, which are allowed to use a comparable database, entering data into the comparable database?	Yes
Have all of the projects entered data into Sage via a CSV - CAPER Report upload?	Yes

Q04a: Project Identifiers in HMIS

Organization Name	Organization ID	Project Name	Project ID	HMIS Project Type	Method for Tracking ES	Affiliated with a residential project	Project IDs of affiliations	CoC Number	Geocode	Victim Service Provider	HMIS Software Name	Report Start Date	Report End Date	CSV Exception?	Uploaded via emailed hyperlink?
HomeAgain	8	HomeAgain: Rapid Rehousing Henrico	1826	13				VA-500	511308	0	ServicePoint	2019-10-01	2020-09-30	No	Yes
CARITAS	7	CARITAS: Single Adult Emergency Shelter Case Management DHCD/VHSP, City, ESG-CV	1341	1	0			VA-500	511308	0	ServicePoint	2019-10-01	2020-09-30	No	Yes
Housing Families First	3	Housing Families First: ESG Rapid Rehousing Henrico	1424	13				VA-500	511308	0	ServicePoint	2019-10-01	2020-09-30	No	Yes
Housing Families First	3	Housing Families First: Emergency Shelter ESG-CV	16	1	0			VA-500	511308	0	ServicePoint	2019-10-01	2020-09-30	No	Yes

Q05a: Report Validations Table

Total Number of Persons Served	800
Number of Adults (Age 18 or Over)	622
Number of Children (Under Age 18)	178
Number of Persons with Unknown Age	0
Number of Leavers	681
Number of Adult Leavers	537
Number of Adult and Head of Household Leavers	537
Number of Stayers	119
Number of Adult Stayers	85
Number of Veterans	31
Number of Chronically Homeless Persons	178
Number of Youth Under Age 25	31
Number of Parenting Youth Under Age 25 with Children	10
Number of Adult Heads of Household	574
Number of Child and Unknown-Age Heads of Household	0
Heads of Households and Adult Stayers in the Project 365 Days or More	1

Q06a: Data Quality: Personally Identifying Information (PII)

Data Element	Client Doesn't Know/Refused	Information Missing	Data Issues	Total	% of Error Rate
Name	0	0	0	0	0.00 %
Social Security Number	10	3	6	19	2.38 %
Date of Birth	0	0	0	0	0.00 %
Race	0	0	0	0	0.00 %
Ethnicity	0	0	0	0	0.00 %
Gender	0	0	0	0	0.00 %
Overall Score				19	2.38 %

Q06b: Data Quality: Universal Data Elements

	Error Count	% of Error Rate
Veteran Status	0	0.00 %
Project Start Date	0	0.00 %
Relationship to Head of Household	3	0.38 %
Client Location	0	0.00 %
Disabling Condition	2	0.25 %

Q06c: Data Quality: Income and Housing Data Quality

	Error Count	% of Error Rate
Destination	225	33.04 %
Income and Sources at Start	19	3.31 %
Income and Sources at Annual Assessment	1	100.00 %
Income and Sources at Exit	20	3.72 %

Q06d: Data Quality: Chronic Homelessness

	Count of Total Records	Missing Time in Institution	Missing Time in Housing	Approximate Date Started DK/R/missing	Number of Times DK/R/missing	Number of Months DK/R/missing	% of Records Unable to Calculate
ES, SH, Street Outreach	553	0	0	22	20	22	4.20 %
TH	0	0	0	0	0	0	--
PH (All)	69	0	0	0	0	0	0.00 %
Total	622	0	0	0	0	0	3.73 %

Q06e: Data Quality: Timeliness

	Number of Project Start Records	Number of Project Exit Records
0 days	334	328
1-3 Days	237	153
4-6 Days	30	27
7-10 Days	16	22
11+ Days	51	151

Q06f: Data Quality: Inactive Records: Street Outreach & Emergency Shelter

	# of Records	# of Inactive Records	% of Inactive Records
Contact (Adults and Heads of Household in Street Outreach or ES - NBN)	0	0	--
Bed Night (All Clients in ES - NBN)	0	0	--

Q07a: Number of Persons Served

	Total	Without Children	With Children and Adults	With Only Children	Unknown Household Type
Adults	622	502	120	0	0
Children	178	0	177	1	0
Client Doesn't Know/ Client Refused	0	0	0	0	0
Data Not Collected	0	0	0	0	0
Total	800	502	297	1	0
For PSH & RRH – the total persons served who moved into housing	116	23	93	0	0

Q08a: Households Served

	Total	Without Children	With Children and Adults	With Only Children	Unknown Household Type
Total Households	574	489	85	0	0
For PSH & RRH – the total households served who moved into housing	45	19	26	0	0

Q08b: Point-in-Time Count of Households on the Last Wednesday

	Total	Without Children	With Children and Adults	With Only Children	Unknown Household Type
January	79	64	15	0	0
April	50	38	12	0	0
July	65	45	20	0	0
October	101	80	21	0	0

Q09a: Number of Persons Contacted

	All Persons Contacted	First contact – NOT staying on the Streets, ES, or SH	First contact – WAS staying on Streets, ES, or SH	First contact – Worker unable to determine
Once	0	0	0	0
2-5 Times	0	0	0	0
6-9 Times	0	0	0	0
10+ Times	0	0	0	0
Total Persons Contacted	0	0	0	0

Q09b: Number of Persons Engaged

	All Persons Contacted	First contact – NOT staying on the Streets, ES, or SH	First contact – WAS staying on Streets, ES, or SH	First contact – Worker unable to determine
Once	0	0	0	0
2-5 Contacts	0	0	0	0
6-9 Contacts	0	0	0	0
10+ Contacts	0	0	0	0
Total Persons Engaged	0	0	0	0
Rate of Engagement	0.00	0.00	0.00	0.00

Q10a: Gender of Adults

	Total	Without Children	With Children and Adults	Unknown Household Type
Male	291	264	27	0
Female	327	234	93	0
Trans Female (MTF or Male to Female)	3	3	0	0
Trans Male (FTM or Female to Male)	0	0	0	0
Gender Non-Conforming (i.e. not exclusively male or female)	1	1	0	0
Client Doesn't Know/Client Refused	0	0	0	0
Data Not Collected	0	0	0	0
Subtotal	622	502	120	0

Q10b: Gender of Children

	Total	With Children and Adults	With Only Children	Unknown Household Type
Male	84	84	0	0
Female	94	93	1	0
Trans Female (MTF or Male to Female)	0	0	0	0
Trans Male (FTM or Female to Male)	0	0	0	0
Gender Non-Conforming (i.e. not exclusively male or female)	0	0	0	0
Client Doesn't Know/Client Refused	0	0	0	0
Data Not Collected	0	0	0	0
Subtotal	178	177	1	0

Q10c: Gender of Persons Missing Age Information

	Total	Without Children	With Children and Adults	With Only Children	Unknown Household Type
Male	0	0	0	0	0
Female	0	0	0	0	0
Trans Female (MTF or Male to Female)	0	0	0	0	0
Trans Male (FTM or Female to Male)	0	0	0	0	0
Gender Non-Conforming (i.e. not exclusively male or female)	0	0	0	0	0
Client Doesn't Know/Client Refused	0	0	0	0	0
Data Not Collected	0	0	0	0	0
Subtotal	0	0	0	0	0

Q10d: Gender by Age Ranges

	Total	Under Age 18	Age 18-24	Age 25-61	Age 62 and over	Client Doesn't Know/ Client Refused	Data Not Collected
Male	375	84	13	228	50	0	0
Female	421	94	30	267	30	0	0
Trans Female (MTF or Male to Female)	3	0	0	3	0	0	0
Trans Male (FTM or Female to Male)	0	0	0	0	0	0	0
Gender Non-Conforming (i.e. not exclusively male or female)	1	0	1	0	0	0	0
Client Doesn't Know/Client Refused	0	0	0	0	0	0	0
Data Not Collected	0	0	0	0	0	0	0
Subtotal	800	178	44	498	80	0	0

Q11: Age

	Total	Without Children	With Children and Adults	With Only Children	Unknown Household Type
Under 5	64	0	63	1	0
5 - 12	85	0	85	0	0
13 - 17	29	0	29	0	0
18 - 24	44	21	23	0	0
25 - 34	121	67	54	0	0
35 - 44	112	81	31	0	0
45 - 54	141	134	7	0	0
55 - 61	124	120	4	0	0
62+	80	79	1	0	0
Client Doesn't Know/Client Refused	0	0	0	0	0
Data Not Collected	0	0	0	0	0
Total	800	502	297	1	0

Q12a: Race

	Total	Without Children	With Children and Adults	With Only Children	Unknown Household Type
White	111	106	5	0	0
Black or African American	655	374	280	1	0
Asian	2	2	0	0	0
American Indian or Alaska Native	7	6	1	0	0
Native Hawaiian or Other Pacific Islander	1	0	1	0	0
Multiple Races	24	14	10	0	0
Client Doesn't Know/Client Refused	0	0	0	0	0
Data Not Collected	0	0	0	0	0
Total	800	502	297	1	0

Q12b: Ethnicity

	Total	Without Children	With Children and Adults	With Only Children	Unknown Household Type
Non-Hispanic/Non-Latino	785	490	294	1	0
Hispanic/Latino	15	12	3	0	0
Client Doesn't Know/Client Refused	0	0	0	0	0
Data Not Collected	0	0	0	0	0
Total	800	502	297	1	0

Q13a1: Physical and Mental Health Conditions at Start

	Total Persons	Without Children	Adults in HH with Children & Adults	Children in HH with Children & Adults	With Children and Adults ☺	With Only Children	Unknown Household Type
Mental Health Problem	374	306	53	15	--	0	0
Alcohol Abuse	39	37	2	0	--	0	0
Drug Abuse	56	52	4	0	--	0	0
Both Alcohol and Drug Abuse	65	64	1	0	--	0	0
Chronic Health Condition	201	182	17	2	--	0	0
HIV/AIDS	14	13	1	0	--	0	0
Developmental Disability	46	36	5	5	--	0	0
Physical Disability	167	161	5	1	--	0	0

☺ The "With Children and Adults" column is retired as of 10/1/2019 and replaced with the columns "Adults in HH with Children & Adults" and "Children in HH with Children & Adults".

Q13b1: Physical and Mental Health Conditions at Exit

	Total Persons	Without Children	Adults in HH with Children & Adults	Children in HH with Children & Adults	With Children and Adults ☺	With Only Children	Unknown Household Type
Mental Health Problem	324	275	38	11	--	0	0
Alcohol Abuse	33	32	1	0	--	0	0
Drug Abuse	51	48	3	0	--	0	0
Both Alcohol and Drug Abuse	63	62	1	0	--	0	0
Chronic Health Condition	171	156	13	2	--	0	0
HIV/AIDS	10	10	0	0	--	0	0
Developmental Disability	38	29	3	6	--	0	0
Physical Disability	141	134	6	1	--	0	0

☺ The "With Children and Adults" column is retired as of 10/1/2019 and replaced with the columns "Adults in HH with Children & Adults" and "Children in HH with Children & Adults".

Q13c1: Physical and Mental Health Conditions for Stayers

	Total Persons	Without Children	Adults in HH with Children & Adults	Children in HH with Children & Adults	With Children and Adults ☺	With Only Children	Unknown Household Type
Mental Health Problem	49	31	14	4	--	0	0
Alcohol Abuse	5	4	1	0	--	0	0
Drug Abuse	6	4	2	0	--	0	0
Both Alcohol and Drug Abuse	3	3	0	0	--	0	0
Chronic Health Condition	29	25	4	0	--	0	0
HIV/AIDS	3	2	1	0	--	0	0
Developmental Disability	10	9	1	0	--	0	0
Physical Disability	26	26	0	0	--	0	0

☺ The "With Children and Adults" column is retired as of 10/1/2019 and replaced with the columns "Adults in HH with Children & Adults" and "Children in HH with Children & Adults".

Q14a: Domestic Violence History


	Total	Without Children	With Children and Adults	With Only Children	Unknown Household Type
Yes	213	161	52	0	0
No	405	337	68	0	0
Client Doesn't Know/Client Refused	2	2	0	0	0
Data Not Collected	2	2	0	0	0
Total	622	502	120	0	0

Q14b: Persons Fleeing Domestic Violence

	Total	Without Children	With Children and Adults	With Only Children	Unknown Household Type
Yes	71	49	22	0	0
No	135	105	30	0	0
Client Doesn't Know/Client Refused	5	5	0	0	0
Data Not Collected	2	2	0	0	0
Total	213	161	52	0	0

Q15: Living Situation

	Total	Without Children	With Children and Adults	With Only Children	Unknown Household Type
Homeless Situations	0	0	0	0	0
Emergency shelter, including hotel or motel paid for with emergency shelter voucher	191	148	43	0	0
Transitional housing for homeless persons (including homeless youth)	0	0	0	0	0
Place not meant for habitation	339	270	69	0	0
Safe Haven	1	1	0	0	0
Host Home (non-crisis)	0	0	0	0	0
Interim Housing 	0	0	0	0	0
Subtotal	531	419	112	0	0
Institutional Settings	0	0	0	0	0
Psychiatric hospital or other psychiatric facility	9	9	0	0	0
Substance abuse treatment facility or detox center	5	5	0	0	0
Hospital or other residential non-psychiatric medical facility	19	18	1	0	0
Jail, prison or juvenile detention facility	1	1	0	0	0
Foster care home or foster care group home	0	0	0	0	0
Long-term care facility or nursing home	0	0	0	0	0
Residential project or halfway house with no homeless criteria	0	0	0	0	0
Subtotal	34	33	1	0	0
Other Locations	0	0	0	0	0
Permanent housing (other than RRH) for formerly homeless persons	0	0	0	0	0
Owned by client, no ongoing housing subsidy	0	0	0	0	0
Owned by client, with ongoing housing subsidy	0	0	0	0	0
Rental by client, with RRH or equivalent subsidy	0	0	0	0	0
Rental by client, with HCV voucher (tenant or project based)	0	0	0	0	0
Rental by client in a public housing unit	0	0	0	0	0
Rental by client, no ongoing housing subsidy	2	2	0	0	0
Rental by client, with VASH subsidy	0	0	0	0	0
Rental by client with GPD TIP subsidy	0	0	0	0	0
Rental by client, with other housing subsidy	0	0	0	0	0
Hotel or motel paid for without emergency shelter voucher	25	22	3	0	0
Staying or living in a friend's room, apartment or house	17	14	3	0	0
Staying or living in a family member's room, apartment or house	13	12	1	0	0
Client Doesn't Know/Client Refused	0	0	0	0	0
Data Not Collected	0	0	0	0	0
Subtotal	57	50	7	0	0
Total	622	502	120	0	0

 Interim housing is retired as of 10/1/2019.

Q16: Cash Income - Ranges

	Income at Start	Income at Latest Annual Assessment for Stayers	Income at Exit for Leavers
No income	271	0	228
\$1 - \$150	1	0	0
\$151 - \$250	3	0	3
\$251 - \$500	28	0	20
\$501 - \$1000	199	0	167
\$1,001 - \$1,500	54	0	47
\$1,501 - \$2,000	26	0	28
\$2,001+	15	0	19
Client Doesn't Know/Client Refused	0	0	0
Data Not Collected	25	0	25
Number of Adult Stayers Not Yet Required to Have an Annual Assessment	0	84	0
Number of Adult Stayers Without Required Annual Assessment	0	1	0
Total Adults	622	85	537

Q17: Cash Income - Sources

	Income at Start	Income at Latest Annual Assessment for Stayers	Income at Exit for Leavers
Earned Income	84	0	86
Unemployment Insurance	6	0	4
SSI	144	0	118
SSDI	90	0	73
VA Service-Connected Disability Compensation	5	0	5
VA Non-Service Connected Disability Pension	3	0	3
Private Disability Insurance	1	0	1
Worker's Compensation	0	0	0
TANF or Equivalent	10	0	9
General Assistance	0	0	0
Retirement (Social Security)	21	0	17
Pension from Former Job	3	0	1
Child Support	6	0	8
Alimony (Spousal Support)	1	0	1
Other Source	12	0	12
Adults with Income Information at Start and Annual Assessment/Exit	0	0	0

Q19b: Disabling Conditions and Income for Adults at Exit

	AO: Adult with Disabling Condition	AO: Adult without Disabling Condition	AO: Total Adults	AO: % with Disabling Condition by Source	AC: Adult with Disabling Condition	AC: Adult without Disabling Condition	AC: Total Adults	AC: % with Disabling Condition by Source	UK: Adult with Disabling Condition	UK: Adult without Disabling Condition	UK: Total Adults	UK: % with Disabling Condition by Source
Earned Income	40	23	63	63.97 %	14	21	35	40.00 %	0	0	0	--
Supplemental Security Income (SSI)	94	8	102	92.39 %	11	5	16	68.81 %	0	0	0	--
Social Security Disability Insurance (SSDI)	66	4	70	94.01 %	2	1	3	66.67 %	0	0	0	--
VA Service-Connected Disability Compensation	4	0	4	100.00 %	0	0	0	--	0	0	0	--
Private Disability Insurance	1	0	1	100.00 %	0	0	0	--	0	0	0	--
Worker's Compensation	0	0	0	--	0	0	0	--	0	0	0	--
Temporary Assistance for Needy Families (TANF)	1	0	1	100.00 %	5	3	8	62.50 %	0	0	0	--
Retirement Income from Social Security	16	2	18	89.33 %	0	0	0	--	0	0	0	--
Pension or retirement income from a former job	0	1	1	0.00 %	0	0	0	--	0	0	0	--
Child Support	1	0	1	100.00 %	6	1	7	85.43 %	0	0	0	--
Other source	12	1	13	92.62 %	2	6	8	24.75 %	0	0	0	--
No Sources	165	29	194	85.40 %	13	19	32	40.63 %	0	0	0	--
Unduplicated Total Adults	371	64	435		42	47	89		0	0	0	

Q20a: Type of Non-Cash Benefit Sources

	Benefit at Start	Benefit at Latest Annual Assessment for Stayers	Benefit at Exit for Leavers
Supplemental Nutritional Assistance Program	276	0	235
WIC	12	0	13
TANF Child Care Services	1	0	1
TANF Transportation Services	2	0	2
Other TANF-Funded Services	2	0	2
Other Source	4	0	4

Q21: Health Insurance

	At Start	At Annual Assessment for Stayers	At Exit for Leavers
Medicaid	583	0	497
Medicare	84	0	77
State Children's Health Insurance Program	0	0	0
VA Medical Services	18	0	19
Employer Provided Health Insurance	3	0	3
Health Insurance Through COBRA	0	0	0
Private Pay Health Insurance	3	0	3
State Health Insurance for Adults	13	0	10
Indian Health Services Program	1	0	1
Other	5	0	4
No Health Insurance	156	0	127
Client Doesn't Know/Client Refused	0	0	0
Data Not Collected	0	1	0
Number of Stayers Not Yet Required to Have an Annual Assessment	0	118	0
1 Source of Health Insurance	582	0	497
More than 1 Source of Health Insurance	62	0	56

Q22a2: Length of Participation – ESG Projects

	Total	Leavers	Stayers
0 to 7 days	116	104	12
8 to 14 days	93	80	13
15 to 21 days	58	48	10
22 to 30 days	56	46	10
31 to 60 days	189	164	25
61 to 90 days	118	99	19
91 to 180 days	84	65	19
181 to 365 days	84	74	10
366 to 730 days (1-2 Yrs)	1	0	1
731 to 1,095 days (2-3 Yrs)	1	1	0
1,096 to 1,460 days (3-4 Yrs)	0	0	0
1,461 to 1,825 days (4-5 Yrs)	0	0	0
More than 1,825 days (> 5 Yrs)	0	0	0
Data Not Collected	0	0	0
Total	800	681	119

Q22c: Length of Time between Project Start Date and Housing Move-in Date

	Total	Without Children	With Children and Adults	With Only Children	Unknown Household Type
7 days or less	3	1	2	0	0
8 to 14 days	5	0	5	0	0
15 to 21 days	2	2	0	0	0
22 to 30 days	14	3	11	0	0
31 to 60 days	17	1	16	0	0
61 to 180 days	13	3	10	0	0
181 to 365 days	0	0	0	0	0
366 to 730 days (1-2 Yrs)	0	0	0	0	0
Total (persons moved into housing)	54	10	44	0	0
Average length of time to housing	40.15	39.40	40.00	--	--
Persons who were exited without move-in	2	2	0	0	0
Total persons	56	12	44	0	0

Q22d: Length of Participation by Household Type

	Total	Without Children	With Children and Adults	With Only Children	Unknown Household Type
7 days or less	116	112	4	0	0
8 to 14 days	93	72	21	0	0
15 to 21 days	58	43	15	0	0
22 to 30 days	56	44	12	0	0
31 to 60 days	189	105	83	1	0
61 to 90 days	118	71	47	0	0
91 to 180 days	84	36	48	0	0
181 to 365 days	84	17	67	0	0
366 to 730 days (1-2 Yrs)	1	1	0	0	0
731 to 1,095 days (2-3 Yrs)	1	1	0	0	0
1,096 to 1,460 days (3-4 Yrs)	0	0	0	0	0
1,461 to 1,825 days (4-5 Yrs)	0	0	0	0	0
More than 1,825 days (> 5 Yrs)	0	0	0	0	0
Data Not Collected	0	0	0	0	0
Total	800	502	297	1	0

Q22e: Length of Time Prior to Housing - based on 3.917 Date Homelessness Started

	Total	Without Children	With Children and Adults	With Only Children	Unknown Household Type
7 days or less	44	33	11	0	0
8 to 14 days	41	26	15	0	0
15 to 21 days	40	28	12	0	0
22 to 30 days	39	25	14	0	0
31 to 60 days	105	61	43	1	0
61 to 180 days	257	133	124	0	0
181 to 365 days	132	87	45	0	0
366 to 730 days (1-2 Yrs)	76	60	16	0	0
731 days or more	29	25	4	0	0
Total (persons moved into housing)	763	478	284	1	0
Not yet moved into housing	15	2	13	0	0
Data not collected	22	22	0	0	0
Total persons	800	502	297	1	0

Q23c: Exit Destination – All persons

	Total	Without Children	With Children and Adults	With Only Children	Unknown Household Type
Permanent Destinations	0	0	0	0	0
Moved from one HOPWA funded project to HOPWA PH	0	0	0	0	0
Owned by client, no ongoing housing subsidy	1	1	0	0	0
Owned by client, with ongoing housing subsidy	0	0	0	0	0
Rental by client, no ongoing housing subsidy	155	75	80	0	0
Rental by client, with VASH housing subsidy	1	1	0	0	0
Rental by client, with GPD TIP housing subsidy	0	0	0	0	0
Rental by client, with other ongoing housing subsidy	12	8	4	0	0
Permanent housing (other than RRH) for formerly homeless persons	2	2	0	0	0
Staying or living with family, permanent tenure	31	21	10	0	0
Staying or living with friends, permanent tenure	12	12	0	0	0
Rental by client, with RRH or equivalent subsidy	50	2	48	0	0
Rental by client, with HCV voucher (tenant or project based)	4	2	2	0	0
Rental by client in a public housing unit	73	3	70	0	0
Subtotal	341	127	214	0	0
Temporary Destinations	0	0	0	0	0
Emergency shelter, including hotel or motel paid for with emergency shelter voucher	29	25	4	0	0
Moved from one HOPWA funded project to HOPWA TH	0	0	0	0	0
Transitional housing for homeless persons (including homeless youth)	10	10	0	0	0
Staying or living with family, temporary tenure (e.g. room, apartment or house)	5	0	5	0	0
Staying or living with friends, temporary tenure (e.g. room, apartment or house)	0	0	0	0	0
Place not meant for habitation (e.g., a vehicle, an abandoned building, bus/train/subway station/airport or anywhere outside)	34	33	1	0	0
Safe Haven	0	0	0	0	0
Hotel or motel paid for without emergency shelter voucher	9	6	3	0	0
Host Home (non-crisis)	0	0	0	0	0
Subtotal	87	74	13	0	0
Institutional Settings	0	0	0	0	0
Foster care home or group foster care home	3	0	3	0	0
Psychiatric hospital or other psychiatric facility	1	1	0	0	0
Substance abuse treatment facility or detox center	5	4	1	0	0
Hospital or other residential non-psychiatric medical facility	8	6	2	0	0
Jail, prison, or juvenile detention facility	7	5	2	0	0
Long-term care facility or nursing home	0	0	0	0	0
Subtotal	24	16	8	0	0
Other Destinations	0	0	0	0	0
Residential project or halfway house with no homeless criteria	1	1	0	0	0
Deceased	1	1	0	0	0
Other	2	2	0	0	0
Client Doesn't Know/Client Refused	225	225	0	0	0
Data Not Collected (no exit interview completed)	0	0	0	0	0
Subtotal	229	229	0	0	0
Total	681	446	235	0	0
Total persons exiting to positive housing destinations	341	127	214	0	0
Total persons whose destinations excluded them from the calculation	12	7	5	0	0
Percentage	50.97 %	28.93 %	93.04 %	--	--

Q24: Homelessness Prevention Housing Assessment at Exit

	Total	Without Children	With Children and Adults	With Only Children	Unknown Household Type
Able to maintain the housing they had at project start--Without a subsidy	0	0	0	0	0
Able to maintain the housing they had at project start--With the subsidy they had at project start	0	0	0	0	0
Able to maintain the housing they had at project start--With an on-going subsidy acquired since project start	0	0	0	0	0
Able to maintain the housing they had at project start--Only with financial assistance other than a subsidy	0	0	0	0	0
Moved to new housing unit--With on-going subsidy	0	0	0	0	0
Moved to new housing unit--Without an on-going subsidy	0	0	0	0	0
Moved in with family/friends on a temporary basis	0	0	0	0	0
Moved in with family/friends on a permanent basis	0	0	0	0	0
Moved to a transitional or temporary housing facility or program	0	0	0	0	0
Client became homeless – moving to a shelter or other place unfit for human habitation	0	0	0	0	0
Client went to jail/prison	0	0	0	0	0
Client died	0	0	0	0	0
Client doesn't know/Client refused	0	0	0	0	0
Data not collected (no exit interview completed)	0	0	0	0	0
Total	0	0	0	0	0

Q25a: Number of Veterans

	Total	Without Children	With Children and Adults	Unknown Household Type
Chronically Homeless Veteran	7	7	0	0
Non-Chronically Homeless Veteran	24	23	1	0
Not a Veteran	591	472	119	0
Client Doesn't Know/Client Refused	0	0	0	0
Data Not Collected	0	0	0	0
Total	622	502	120	0

Q26b: Number of Chronically Homeless Persons by Household

	Total	Without Children	With Children and Adults	With Only Children	Unknown Household Type
Chronically Homeless	178	150	28	0	0
Not Chronically Homeless	599	329	269	1	0
Client Doesn't Know/Client Refused	1	1	0	0	0
Data Not Collected	22	22	0	0	0
Total	800	502	297	1	0

Press Alt+1 for screen-reader mode. Stop this message with Alt+0.

Notice of availability of CAPER for Review and Comment

Published in the Richmond Times Dispatch.

REQUEST FOR PUBLIC REVIEW AND COMMENT

In accordance with HUD regulations at 24 CFR 91.520, Henrico County will be submitting its Program Year 2019 CDBG, HOME, and ESG Consolidated Annual Performance and Evaluation Report (CAPER) by December 28, 2020. A draft of this report is available for 15 days for review and comment online at <http://henrico.us/revit/federal-block-grant-programs/caper/>. Comments may be submitted to the Henrico County Department of Community Revitalization, PO Box 90775, Henrico, VA 23273-0775 by phone (804) 501-7616 or by email at revitalization@henrico.us.

Screenshot of Henrico County Webpage (<https://henrico.us/revit/federal-block-grant-programs/caper/>)

The screenshot shows the Henrico County website's navigation menu with options: Home, SERVICES, GOVERNMENT, DEPARTMENTS, HISTORY, and NEWS. The main content area is titled "Consolidated Annual Performance and Evaluation Report (CAPER)".

At the end of every federal funding program year, Henrico County is required to prepare a Consolidated Annual Performance and Evaluation Report (CAPER) to provide information to the United States Department of Housing and Urban Development (HUD). The program year follows the federal fiscal year of October 1 to September 30. The CAPER reports information on the performance and outcomes of federally funded programs and projects, and enables HUD, County officials and the public to evaluate the County's performance and determine whether the activities undertaken during the fiscal year helped to meet the County's five-year goals to address priority needs identified in the Consolidated Plan and the Annual Action Plan. The CAPER is submitted to HUD on approximately December 28 of each year. Prior to submission, and finalization of the document, the CAPER is available for public review and comment for 15 days. A summary of comments received is incorporated into the document prior to submission.

A draft of the 2019-20 CAPER is available at the link below. The Department of Community Revitalization is accepting comments on the draft until December 26, 2020. The final version will be submitted on or about December 29. Comments may be submitted to revitalization@henrico.us or by calling 804-501-7616. Prior year CAPERS are also available at the links below.

- [2019-20 Consolidated Annual Performance and Evaluation Report \(CAPER\) \(PDF\)](#)
- [2018-19 Consolidated Annual Performance and Evaluation Report \(CAPER\) \(PDF\)](#)
- [2017-18 Consolidated Annual Performance and Evaluation Report \(CAPER\) \(PDF\)](#)
- [2016-17 Consolidated Annual Performance and Evaluation Report \(CAPER\) \(PDF\)](#)
- [2015-16 Consolidated Annual Performance and Evaluation Report \(CAPER\) \(PDF\)](#)
- [2014-15 Consolidated Annual Performance and Evaluation Report \(CAPER\) \(PDF\)](#)
- [2013-14 Consolidated Annual Performance and Evaluation Report \(CAPER\) \(PDF\)](#)
- [2012-13 Consolidated Annual Performance and Evaluation Report \(CAPER\) \(PDF\)](#)
- [2011-12 Consolidated Annual Performance and Evaluation Report \(CAPER\) \(PDF\)](#)
- [2010 Tables and Reports \(PDF\)](#)
- [2010 Consolidated Annual Performance and Evaluation Report \(CAPER\) \(PDF\)](#)